Legend of the Terms And Abbreviations used on Floor Plans
樓面平面圖中所使用之名詞及簡稱之圖例

A/C PLATFORM	=	AIR-CONDITIONER PLATFORM	空調機平台
A.F.	=	ARCHITECTURAL FEATURES	建築裝飾
BAL. & U.P.	=	BALCONY AND UTILITY PLATFORM	露台及工作平台
BATH	=	BATHROOM	浴室
BEAM	=	BEAM	橫樑
BR	=	BEDROOM	睡房
BR1	=	BEDROOM 1	睡房 1
BR2	=	BEDROOM 2	睡房 2
BR3	=	BEDROOM 3	睡房 3
CABLE RISER DUCT	=	CABLE RISER DUCT	電線管道
CARETAKER'S OFFICE	=	CARETAKER'S OFFICE	管理員辦公室
C.L.	=	CAT LADDER	豎梯
COMBINED BAL., U.P. & A/C PLATFORM ABOVE	=	COMBINED BALCONY, UTILITY PLATFORM & AIR-CONDITIONING PLATFORM ABOVE	組合露台、工作平台及空調機平台置上
COMMON AREA (FOR MAINTENANCE ONLY)	=	COMMON AREA (FOR MAINTENANCE ONLY)	公用地方（僅供維修）
COMMON FLAT ROOF	=	COMMON FLAT ROOF	公用平台
COMMON FLAT ROOF (FOR MAINTENANCE ONLY)	=	COMMON FLAT ROOF (FOR MAINTENANCE ONLY)	公用平台（僅供維修）
COMMON ROOF (FOR MAINTENANCE ONLY)	=	COMMON ROOF (FOR MAINTENANCE ONLY)	公用天台（僅供維修）

Notes:
1. There may be architectural features on external walls of some floors.
2. Common pipes exposed and/or enclosed in cladding are located at/ adjacent to balcony and/or flat roof and/or garden and/or roof and/or utility platform and/or air-conditioner platform and/or external wall of some residential units.
3. There are sunken slabs and/or ceiling bulkheads and/or false ceiling at living rooms, dining rooms, bedrooms, corridors, bathrooms, lavatories and open kitchens of some residential units for the air-conditioning system and/or mechanical and electrical services.
4. The internal ceiling height within some units may vary due to structural, architectural and/or decoration design variations.
5. Balconies and utility platforms are non-enclosed areas.
6. Symbols of fittings and fitments shown on the floor plans, such as bathtubs, sink, water closets, shower, sink counter etc, are architectural symbols extracted from the latest approved general building plans and are for general indication only.
7. There are non-structural prefabricated external walls in the residential units. The Saleable Area as defined in the Formal Agreement for Sale and Purchase of a residential unit has included the non-structural prefabricated external walls, and is measured from the exterior of such non-structural prefabricated external walls.

備註：
1. 部分樓層外牆範圍或設有建築裝飾。
2. 部分住宅單位的露台及/或平台及/或花園及/或天台及/或工作平台及/或空調機平台及/或外牆或其鄰近地方設有外露及/或藏於外牆覆蓋層內之公用喉管。
3. 部分住宅單位的客廳、飯廳、睡房、走廊、浴室、洗手間以及開放式廚房設有跌級樓板及/或假陣及/或假天花，用以裝置空調系統及/或機電設備。
4. 部分單位之室內天花高度將會因應結構、建築及/或裝修設計上的需要而有差異。
5. 露台及工作平台為不可封閉的地方。
6. 樓面平面圖上所顯示的形象裝置符號，例如浴缸、洗滌盆、坐廁、淋浴間、洗滌盆櫃等乃摘自最新的經批准的建築圖則的建築圖示，只作一般性標誌。
7. 住宅單位有非結構的預製外牆。住宅單位之正式買賣合約內所定義之實用面積已包括非結構的預製外牆，並由該非結構的預製外牆之外圍起計。

Legend of the Terms And Abbreviations used on Floor Plans
樓面平面圖中所使用之名詞及簡稱之圖例

COVER FOR BAL. & U.P.	=	COVER FOR BALCONY AND UTILITY PLATFORM	露台及工作平台上蓋
DIN.	=	DINING ROOM	飯廳
DN	=	DOWN	落
E.A.D.	=	EXHAUST AIR DUCT	排氣管道
EL METER ROOM	=	ELECTRICAL METER ROOM	電錶房
ELV	=	EXTRA-LOW VOLTAGE CABLE DUCT	特低電壓槽
EMC	=	ELECTRICAL METER CABINET	電錶櫃
ENTRANCE LOBBY	=	ENTRANCE LOBBY	入口大堂
FAN ROOM	=	FAN ROOM	風櫃房
FLAT ROOF	=	FLAT ROOF	平台
F.S. INLET	=	FIRE SERVICE INLET	消防入水掣
F.W.G.L. AT H/L	=	FIXED WIRE GLASS LOUVERS AT HIGH LEVEL	位於高位的固定鐵絲網玻璃百葉
H.R. / HR	=	HOSE REEL	消防喉轆
LIFT	=	LIFT	升降機
LIFT LOBBY	=	LIFT LOBBY	升降機大堂
LIFT SHAFT	=	LIFT SHAFT	升降機槽
LIGHT WELL	=	LIGHT WELL	光井
LIV.	=	LIVING ROOM	客廳

Notes:
1. There may be architectural features on external walls of some floors.
2. Common pipes exposed and/or enclosed in cladding are located at/ adjacent to balcony and/or flat roof and/or garden and/or roof and/or utility platform and/or air-conditioner platform and/or external wall of some residential units.
3. There are sunken slabs and/or ceiling bulkheads and/or false ceiling at living rooms, dining rooms, bedrooms, corridors, bathrooms, lavatories and open kitchens of some residential units for the air-conditioning system and/or mechanical and electrical services.
4. The internal ceiling height within some units may vary due to structural, architectural and/or decoration design variations.
5. Balconies and utility platforms are non-enclosed areas.
6. Symbols of fittings and fitments shown on the floor plans, such as bathtubs, sink, water closets, shower, sink counter etc, are architectural symbols extracted from the latest approved general building plans and are for general indication only.
7. There are non-structural prefabricated external walls in the residential units. The Saleable Area as defined in the Formal Agreement for Sale and Purchase of a residential unit has included the non-structural prefabricated external walls, and is measured from the exterior of such non-structural prefabricated external walls.

備註：
1. 部分樓層外牆範圍或設有建築裝飾。
2. 部分住宅單位的露台及/或平台及/或花園及/或天台及/或工作平台及/或空調機平台及/或外牆或其鄰近地方設有外露及/或藏於外牆覆蓋層內之公用喉管。
3. 部分住宅單位的客廳、飯廳、睡房、走廊、浴室、洗手間以及開放式廚房設有跌級樓板及/或假陣及/或假天花，用以裝置空調系統及/或機電設備。
4. 部分單位之室內天花高度將會因應結構、建築及/或裝修設計上的需要而有差異。
5. 露台及工作平台為不可封閉的地方。
6. 樓面平面圖上所顯示的形象裝置符號，例如浴缸、洗滌盆、坐廁、淋浴間、洗滌盆櫃等乃摘自最新的經批准的建築圖則的建築圖示，只作一般性標誌。
7. 住宅單位有非結構的預製外牆。住宅單位之正式買賣合約內所定義之實用面積已包括非結構的預製外牆，並由該非結構的預製外牆之外圍起計。

Legend of the Terms And Abbreviations used on Floor Plans
樓面平面圖中所使用之名詞及簡稱之圖例

METAL CANOPY	=	METAL CANOPY	金屬簷篷
METAL CANOPY ABOVE	=	METAL CANOPY ABOVE	金屬簷篷置上
M.L. AT H/L	=	METAL LOUVER AT HIGH LEVEL	位於高位的金屬百葉
OP KIT.	=	OPEN KITCHEN	開放式廚房
P.D.	=	PIPE DUCT	管道槽
PLANTER	=	PLANTER	花槽
PRIVATE GARDEN	=	PRIVATE GARDEN	私人花園
RAMP UP	=	RAMP UP	上行坡道
R.C. BEAM	=	REINFORCED CONCRETE BEAM	鋼筋混凝土橫樑
R.C. PLINTH FOR A/C	=	REINFORCED CONCRETE PLINTH FOR AIR-CONDITIONING	空調機用鋼筋混凝土基座
ROOF	=	ROOF	天台
RS & MRR	=	REFUSE STORAGE AND MATERIAL RECOVERY ROOM	垃圾及物料回收房
SINK	=	SINK	洗手盆
SMOKE OUTLET	=	SMOKE OUTLET	排煙口
UP	=	UP	上
WMC	=	WATER METER CABINET	水錶櫃
	=	PARAPET MOUNT DAVIT SOCKET	護欄支架吊架插座

Notes:
1. There may be architectural features on external walls of some floors.
2. Common pipes exposed and/or enclosed in cladding are located at/ adjacent to balcony and/or flat roof and/or garden and/or roof and/or utility platform and/or air-conditioner platform and/or external wall of some residential units.
3. There are sunken slabs and/or ceiling bulkheads and/or false ceiling at living rooms, dining rooms, bedrooms, corridors, bathrooms, lavatories and open kitchens of some residential units for the air-conditioning system and/or mechanical and electrical services.
4. The internal ceiling height within some units may vary due to structural, architectural and/or decoration design variations.
5. Balconies and utility platforms are non-enclosed areas.
6. Symbols of fittings and fitments shown on the floor plans, such as bathtubs, sink, water closets, shower, sink counter etc, are architectural symbols extracted from the latest approved general building plans and are for general indication only.
7. There are non-structural prefabricated external walls in the residential units. The Saleable Area as defined in the Formal Agreement for Sale and Purchase of a residential unit has included the non-structural prefabricated external walls, and is measured from the exterior of such non-structural prefabricated external walls.

備註：
1. 部分樓層外牆範圍或設有建築裝飾。
2. 部分住宅單位的露台及/或平台及/或花園及/或天台及/或工作平台及/或空調機平台及/或外牆或其鄰近地方設有外露及/或藏於外牆覆蓋層內之公用喉管。
3. 部分住宅單位的客廳、飯廳、睡房、走廊、浴室、洗手間以及開放式廚房設有跌級樓板及/或假陣及/或假天花，用以裝置空調系統及/或機電設備。
4. 部分單位之室內天花高度將會因應結構、建築及/或裝修設計上的需要而有差異。
5. 露台及工作平台為不可封閉的地方。
6. 樓面平面圖上所顯示的形象裝置符號，例如浴缸、洗滌盆、坐廁、淋浴間、洗滌盆櫃等乃摘自最新的經批准的建築圖則的建築圖示，只作一般性標誌。
7. 住宅單位有非結構的預製外牆。住宅單位之正式買賣合約內所定義之實用面積已包括非結構的預製外牆，並由該非結構的預製外牆之外圍起計。

TOWER 5 1/F
第5座 1樓

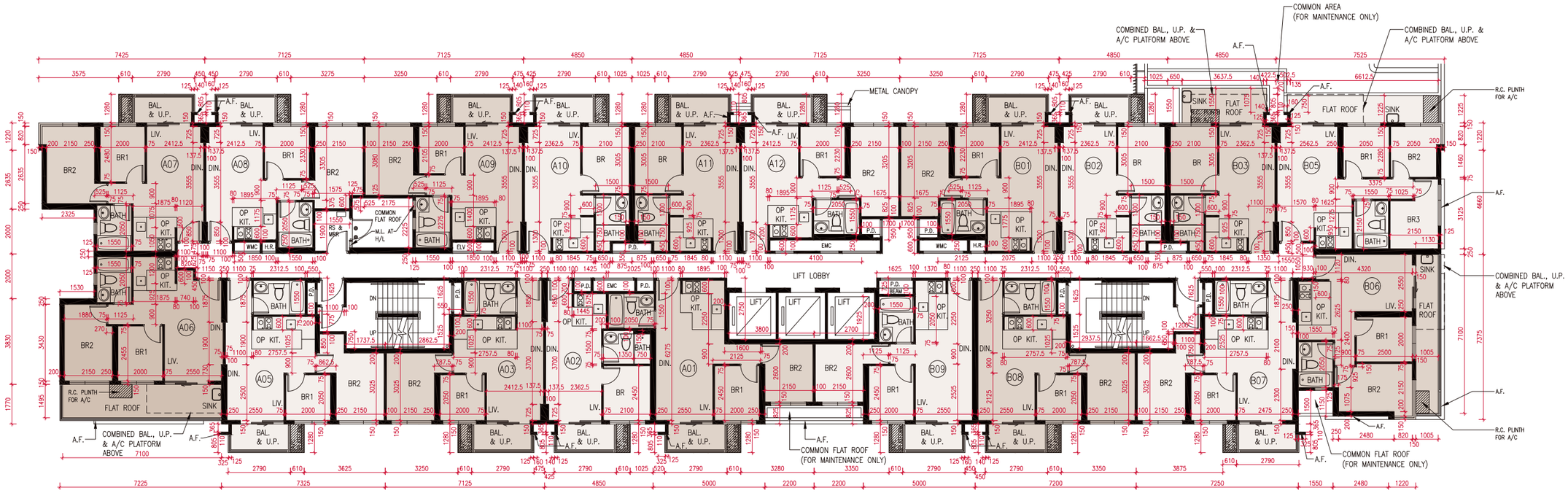

Scale比例：0 2 4M(米)

Tower 大廈	Floor 樓層	Unit 單位	Thickness of the floor slabs of each residential property (excluding plaster) (mm) 每個住宅物業的樓板（不包括灰泥）的厚度（毫米）	Floor-to-floor height of each residential property (mm) 每個住宅物業的層與層之間的高度（毫米）
Tower 5 第5座	1/F 1樓	A01	125	2975
		A02	125	2975
		A03	125	2975
		A05	125	2975
		A06	125	2975
		A07	125	2975
		A08	125	2975
		A09	125	2975
		A10	125	2975
		A11	125	2975
		A12	125	2975
		B01	125	2975
		B02	125	2975
		B03	125	2975
		B05	125	2975
		B06	125	2975
		B07	125	2975
		B08	125	2975
		B09	125	2975

The internal areas of the residential properties on the upper floors will generally be slightly larger than those on the lower floors because of the reducing thickness of the structural walls on the upper floors. (This does not apply to the residential properties in the Phase because the design of the Phase does not involve reducing thickness of structural walls of residential properties on the upper floors.)

Notes:

1. The dimensions of the floor plan are all structural dimensions in millimetres.
2. Please refer to page 23 to 25 of this sales brochure for the legend of the terms and abbreviations shown on the floor plans and remarks that are applicable thereto.
3. 4/F is omitted.

因住宅物業的較高樓層的結構牆的厚度遞減，較高樓層的內部面積，一般比較低樓層的內部面積稍大。（不適用於期數內的住宅物業，因期數的設計並不牽涉住宅物業的較高樓層的結構牆的厚度遞減。）

備註：

1. 樓面平面圖所列之尺寸為以毫米標示之建築結構尺寸。
2. 樓面平面圖中顯示之名詞及簡稱之圖例及其適用的附註，請參閱本售樓説明書第23至25頁。
3. 不設4樓。

TOWER 5 2/F – 3/F & 5/F – 12/F
第5座 2樓至3樓及5樓至12樓

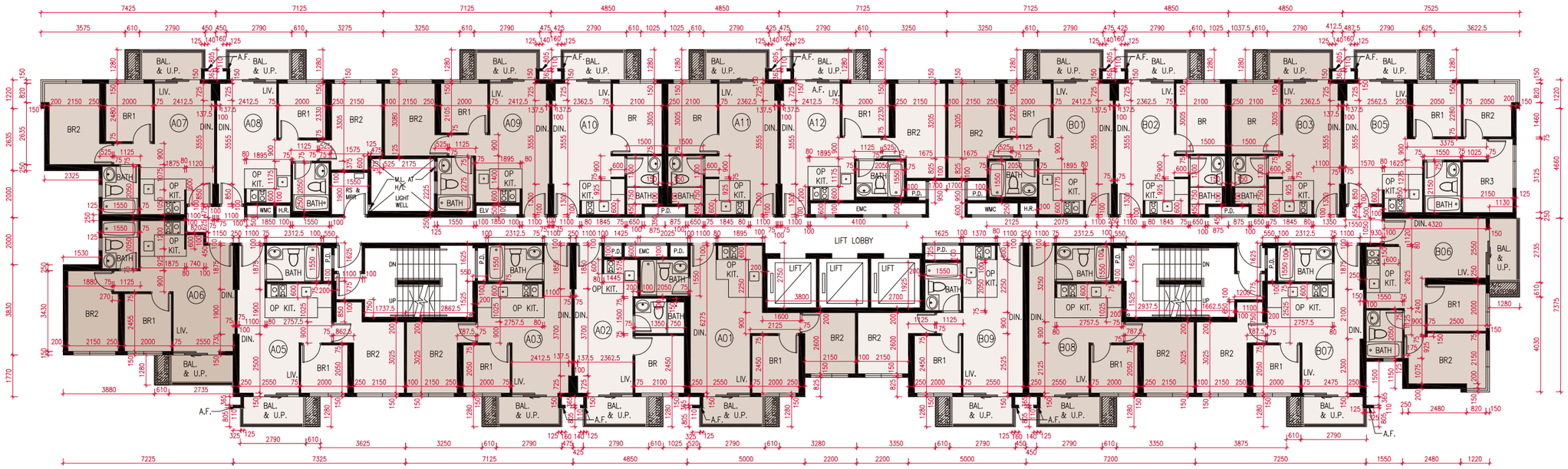

Scale比例：0 2 4M(米)

Tower 大廈	Floor 樓層	Unit 單位	Thickness of the floor slabs of each residential property (excluding plaster) (mm) 每個住宅物業的樓板（不包括灰泥）的厚度（毫米）	Floor-to-floor height of each residential property (mm) 每個住宅物業的層與層之間的高度（毫米）
Tower 5 第5座	2/F – 3/F & 5/F – 11/F 2樓至3樓及5樓至11樓	A01	125	2975
		A02	125	2975
		A03	125	2975
		A05	125	2975
		A06	125	2975
		A07	125	2975
		A08	125	2975
		A09	125	2975
		A10	125	2975
		A11	125	2975
		A12	125	2975
		B01	125	2975
		B02	125	2975
		B03	125	2975
		B05	125	2975
		B06	125	2975
		B07	125	2975
		B08	125	2975
		B09	125	2975

Tower 大廈	Floor 樓層	Unit 單位	Thickness of the floor slabs of each residential property (excluding plaster) (mm) 每個住宅物業的樓板（不包括灰泥）的厚度（毫米）	Floor-to-floor height of each residential property (mm) 每個住宅物業的層與層之間的高度（毫米）
Tower 5 第5座	12/F 12樓	A01	150	2975
		A02	150	2975
		A03	150	2975
		A05	150	2975
		A06	150	2975
		A07	150	2975
		A08	150	2975
		A09	150	2975
		A10	150	2975
		A11	150	2975
		A12	150	2975
		B01	150	2975
		B02	150	2975
		B03	150	2975
		B05	150	2975
		B06	150	2975
		B07	150	2975
		B08	150	2975
		B09	150	2975

The internal areas of the residential properties on the upper floors will generally be slightly larger than those on the lower floors because of the reducing thickness of the structural walls on the upper floors. (This does not apply to the residential properties in the Phase because the design of the Phase does not involve reducing thickness of structural walls of residential properties on the upper floors.)

Notes:

1. The dimensions of the floor plan are all structural dimensions in millimetres.
2. Please refer to page 23 to 25 of this sales brochure for the legend of the terms and abbreviations shown on the floor plans and remarks that are applicable thereto.
3. 4/F is omitted.

因住宅物業的較高樓層的結構牆的厚度遞減，較高樓層的內部面積，一般比較低樓層的內部面積稍大。（不適用於期數內的住宅物業，因期數的設計並不牽涉住宅物業的較高樓層的結構牆的厚度遞減。）

備註：

1. 樓面平面圖所列之尺寸為以毫米標示之建築結構尺寸。
2. 樓面平面圖中顯示之名詞及簡稱之圖例及其適用的附註，請參閱本售樓説明書第23至25頁。
3. 不設4樓。

TOWER 5 Roof
第5座 天台

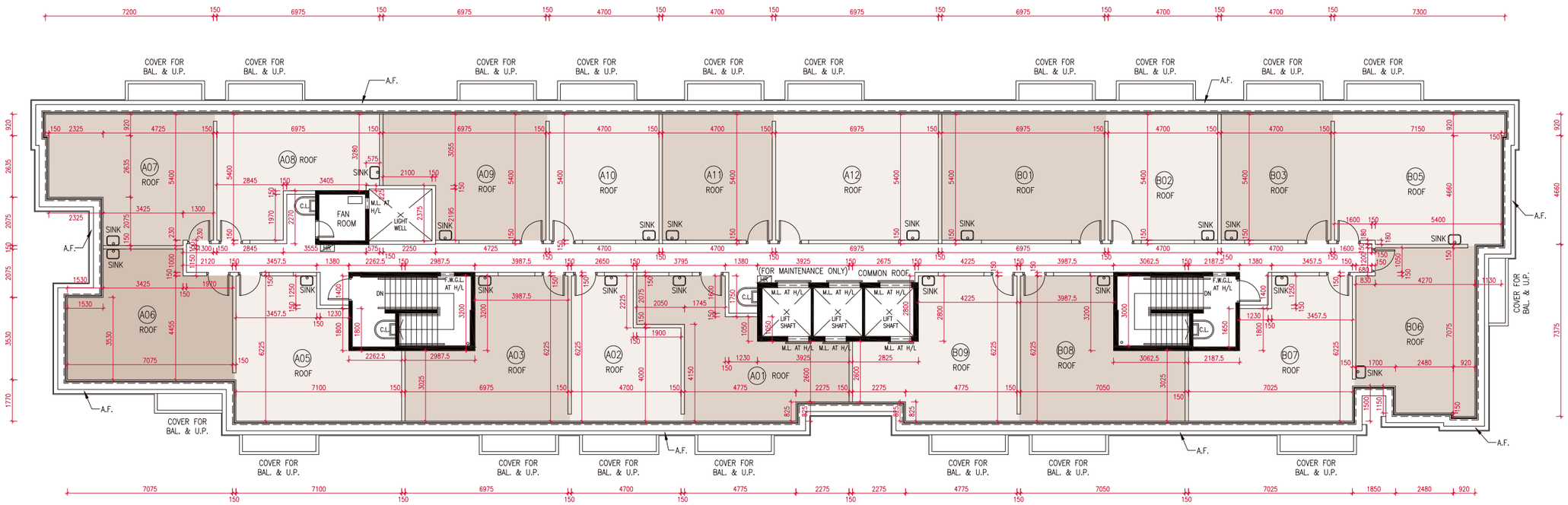

Scale比例：0 2 4M(米)

Tower 大廈	Floor 樓層	Unit 單位	Thickness of the floor slabs of each residential property (excluding plaster) (mm) 每個住宅物業的樓板（不包括灰泥）的厚度（毫米）	Floor-to-floor height of each residential property (mm) 每個住宅物業的層與層之間的高度（毫米）
Tower 5 第5座	Roof 天台	A01	Not applicable 不適用	Not applicable 不適用
		A02	Not applicable 不適用	Not applicable 不適用
		A03	Not applicable 不適用	Not applicable 不適用
		A05	Not applicable 不適用	Not applicable 不適用
		A06	Not applicable 不適用	Not applicable 不適用
		A07	Not applicable 不適用	Not applicable 不適用
		A08	Not applicable 不適用	Not applicable 不適用
		A09	Not applicable 不適用	Not applicable 不適用
		A10	Not applicable 不適用	Not applicable 不適用
		A11	Not applicable 不適用	Not applicable 不適用
		A12	Not applicable 不適用	Not applicable 不適用
		B01	Not applicable 不適用	Not applicable 不適用
		B02	Not applicable 不適用	Not applicable 不適用
		B03	Not applicable 不適用	Not applicable 不適用
		B05	Not applicable 不適用	Not applicable 不適用
		B06	Not applicable 不適用	Not applicable 不適用
		B07	Not applicable 不適用	Not applicable 不適用
		B08	Not applicable 不適用	Not applicable 不適用
		B09	Not applicable 不適用	Not applicable 不適用

The internal areas of the residential properties on the upper floors will generally be slightly larger than those on the lower floors because of the reducing thickness of the structural walls on the upper floors. (This does not apply to the residential properties in the Phase because the design of the Phase does not involve reducing thickness of structural walls of residential properties on the upper floors.)

Notes:

1. The dimensions of the floor plan are all structural dimensions in millimetres.
2. Please refer to page 23 to 25 of this sales brochure for the legend of the terms and abbreviations shown on the floor plans and remarks that are applicable thereto.
3. 4/F is omitted.

因住宅物業的較高樓層的結構牆的厚度遞減，較高樓層的內部面積，一般比較低樓層的內部面積稍大。（不適用於期數內的住宅物業，因期數的設計並不牽涉住宅物業的較高樓層的結構牆的厚度遞減。）

備註：

1. 樓面平面圖所列之尺寸為以毫米標示之建築結構尺寸。
2. 樓面平面圖中顯示之名詞及簡稱之圖例及其適用的附註，請參閱本售樓説明書第23至25頁。
3. 不設4樓。

TOWER 6 G/F
第6座 地下

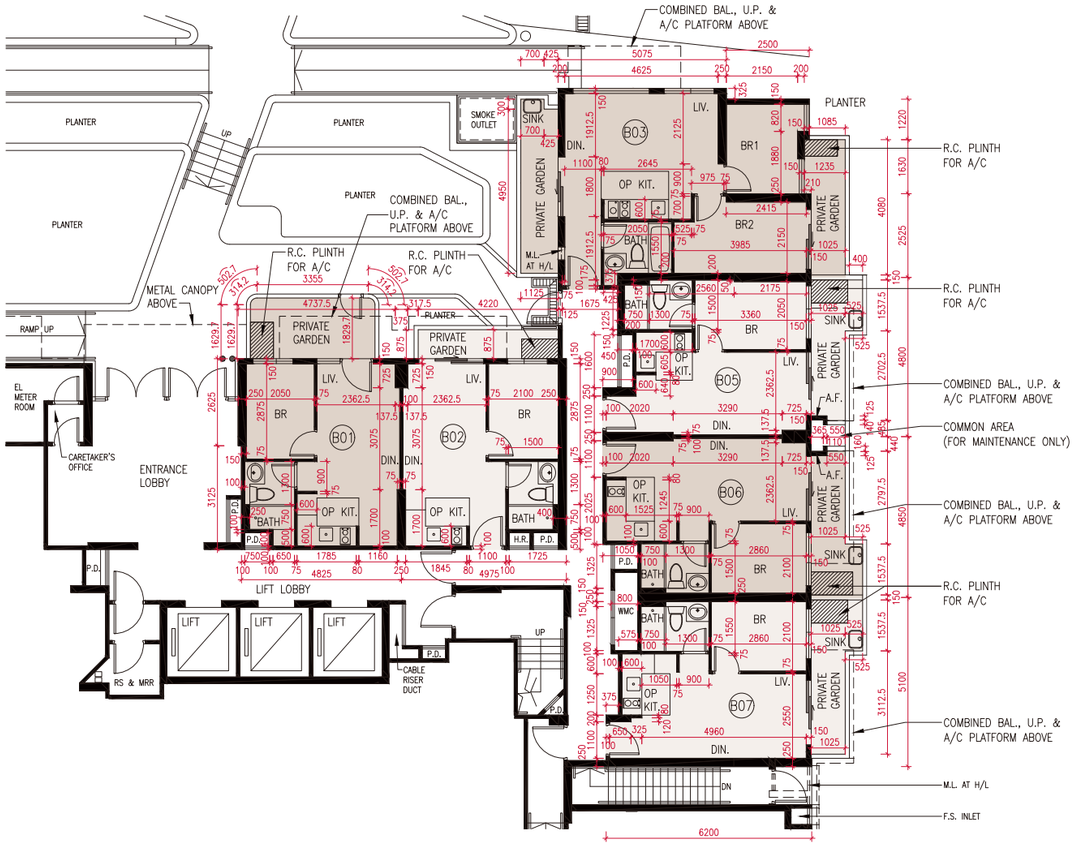

Scale比例：0 2 4M(米)

Tower 大廈	Floor 樓層	Unit 單位	Thickness of the floor slabs of each residential property (excluding plaster) (mm) 每個住宅物業的樓板（不包括灰泥）的厚度（毫米）	Floor-to-floor height of each residential property (mm) 每個住宅物業的層與層之間的高度（毫米）
Tower 6 第6座	G/F 地下	B01	125	3500
		B02	125	3500
		B03	125	3500
		B05	125	3500
		B06	125	3500
		B07	125	3500

The internal areas of the residential properties on the upper floors will generally be slightly larger than those on the lower floors because of the reducing thickness of the structural walls on the upper floors. (This does not apply to the residential properties in the Phase because the design of the Phase does not involve reducing thickness of structural walls of residential properties on the upper floors.)

Notes:

1. The dimensions of the floor plan are all structural dimensions in millimetres.
2. Please refer to page 23 to 25 of this sales brochure for the legend of the terms and abbreviations shown on the floor plans and remarks that are applicable thereto.
3. 4/F is omitted.

因住宅物業的較高樓層的結構牆的厚度遞減，較高樓層的內部面積，一般比較低樓層的內部面積稍大。（不適用於期數內的住宅物業，因期數的設計並不牽涉住宅物業的較高樓層的結構牆的厚度遞減。）

備註：

1. 樓面平面圖所列之尺寸為以毫米標示之建築結構尺寸。
2. 樓面平面圖中顯示之名詞及簡稱之圖例及其適用的附註，請參閱本售樓説明書第23至25頁。
3. 不設4樓。

TOWER 6 1/F
第6座 1樓

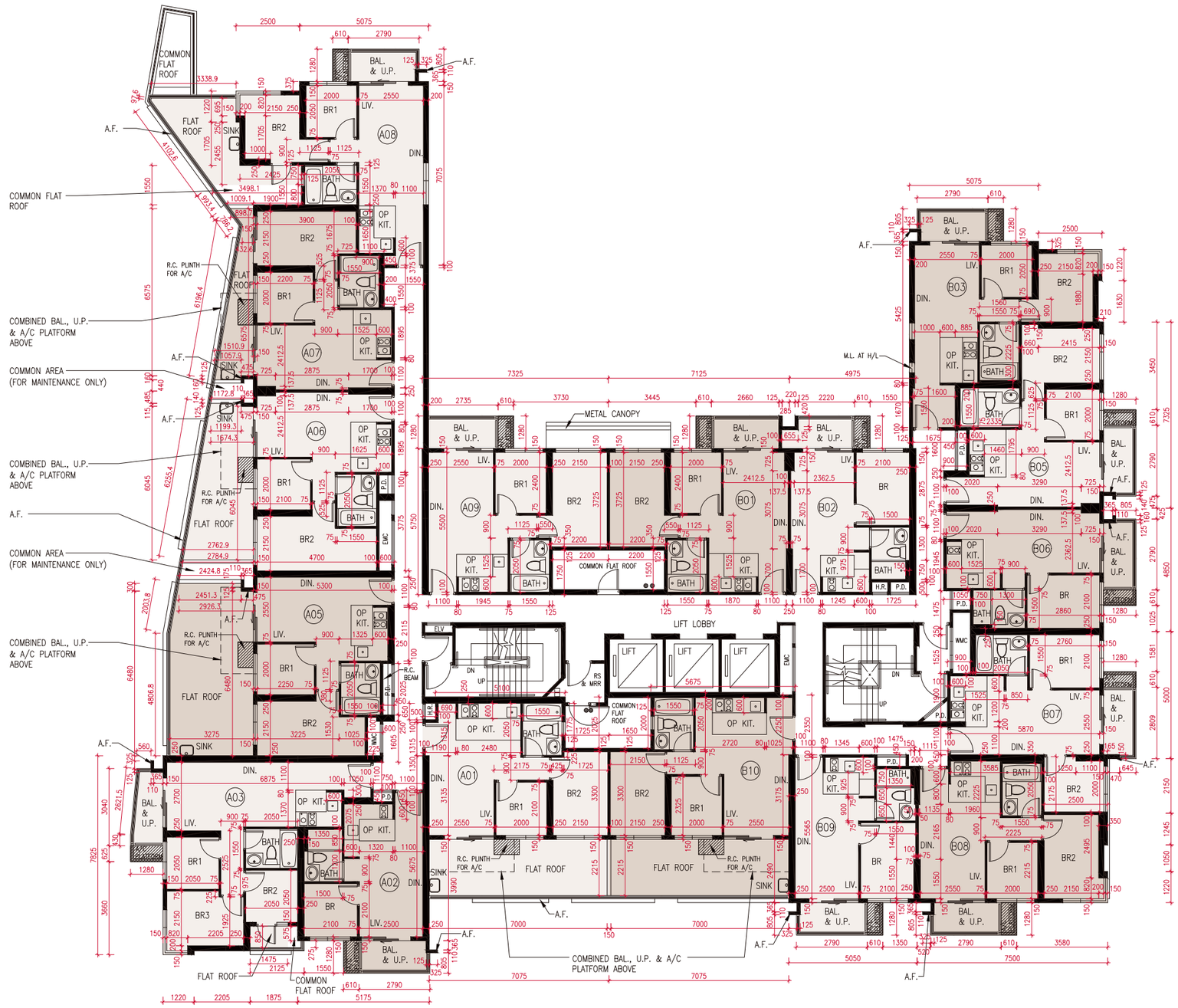

Scale比例：0 2 4M(米)

Tower 大廈	Floor 樓層	Unit 單位	Thickness of the floor slabs of each residential property (excluding plaster) (mm) 每個住宅物業的樓板（不包括灰泥）的厚度（毫米）	Floor-to-floor height of each residential property (mm) 每個住宅物業的層與層之間的高度（毫米）
Tower 6 第6座	1/F 1樓	A01	125	2975
		A02	125	2975
		A03	125	2975
		A05	125	2975
		A06	125	2975
		A07	125	2975
		A08	125	2975
		A09	125	2975
		B01	125	2975
		B02	125	2975
		B03	125	2975
		B05	125	2975
		B06	125	2975
		B07	125	2975
		B08	125	2975
		B09	125	2975
		B10	125	2975

The internal areas of the residential properties on the upper floors will generally be slightly larger than those on the lower floors because of the reducing thickness of the structural walls on the upper floors. (This does not apply to the residential properties in the Phase because the design of the Phase does not involve reducing thickness of structural walls of residential properties on the upper floors.)

Notes:

1. The dimensions of the floor plan are all structural dimensions in millimetres.
2. Please refer to page 23 to 25 of this sales brochure for the legend of the terms and abbreviations shown on the floor plans and remarks that are applicable thereto.
3. 4/F is omitted.

因住宅物業的較高樓層的結構牆的厚度遞減，較高樓層的內部面積，一般比較低樓層的內部面積稍大。（不適用於期數內的住宅物業，因期數的設計並不牽涉住宅物業的較高樓層的結構牆的厚度遞減。）

備註：

1. 樓面平面圖所列之尺寸為以毫米標示之建築結構尺寸。
2. 樓面平面圖中顯示之名詞及簡稱之圖例及其適用的附註，請參閱本售樓説明書第23至25頁。
3. 不設4樓。

TOWER 6 2/F – 3/F
第6座 2樓至3樓

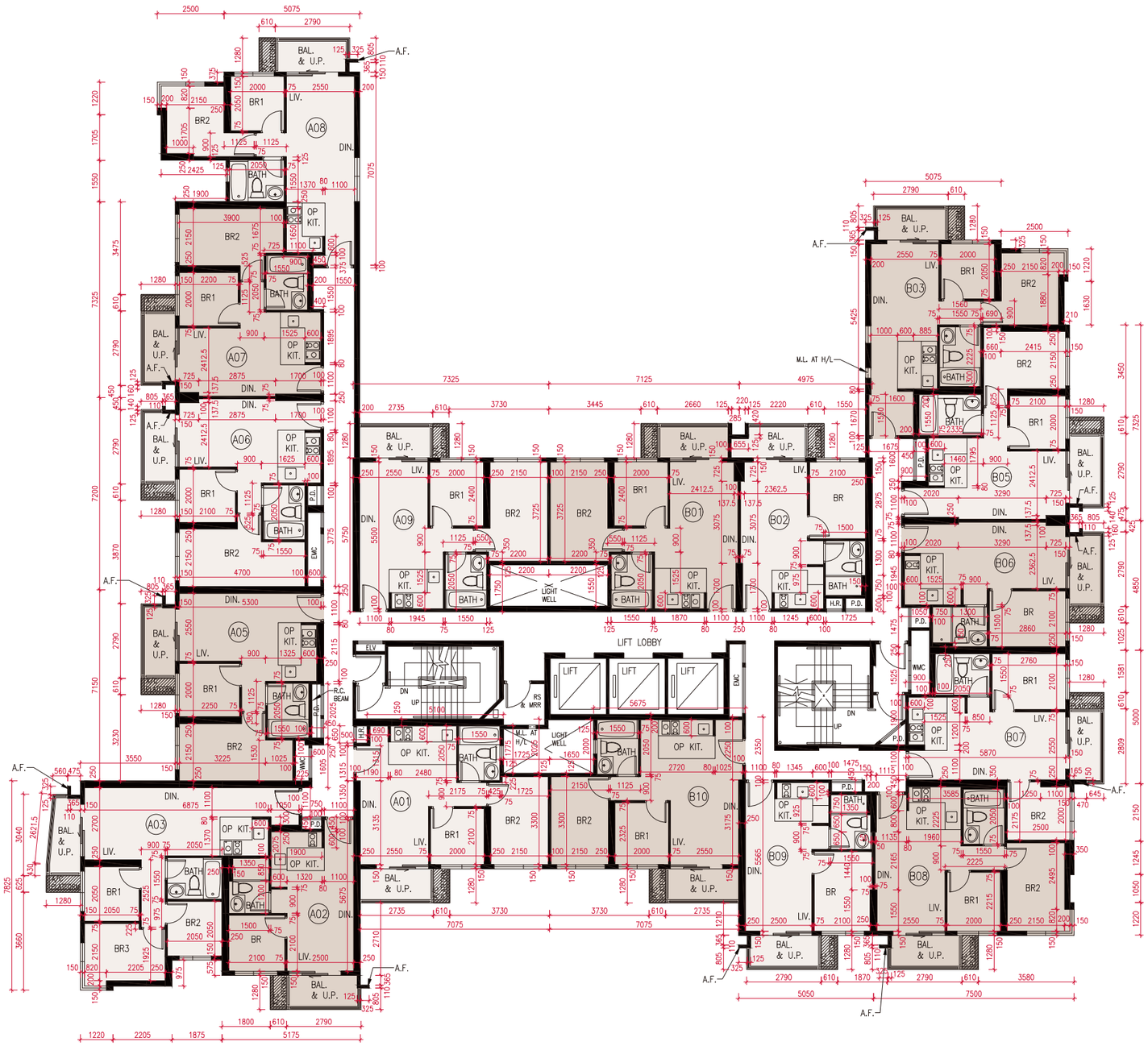

Scale比例：0 2 4M(米)

Tower 大廈	Floor 樓層	Unit 單位	Thickness of the floor slabs of each residential property (excluding plaster) (mm) 每個住宅物業的樓板（不包括灰泥）的厚度（毫米）	Floor-to-floor height of each residential property (mm) 每個住宅物業的層與層之間的高度（毫米）
Tower 6 第6座	2/F – 3/F 2樓至3樓	A01	125	2975
		A02	125	2975
		A03	125	2975
		A05	125	2975
		A06	125	2975
		A07	125	2975
		A08	125	2975
		A09	125	2975
		B01	125	2975
		B02	125	2975
		B03	125	2975
		B05	125	2975
		B06	125	2975
		B07	125	2975
		B08	125	2975
		B09	125	2975
		B10	125	2975

The internal areas of the residential properties on the upper floors will generally be slightly larger than those on the lower floors because of the reducing thickness of the structural walls on the upper floors. (This does not apply to the residential properties in the Phase because the design of the Phase does not involve reducing thickness of structural walls of residential properties on the upper floors.)

Notes:

1. The dimensions of the floor plan are all structural dimensions in millimetres.
2. Please refer to page 23 to 25 of this sales brochure for the legend of the terms and abbreviations shown on the floor plans and remarks that are applicable thereto.
3. 4/F is omitted.

因住宅物業的較高樓層的結構牆的厚度遞減，較高樓層的內部面積，一般比較低樓層的內部面積稍大。（不適用於期數內的住宅物業，因期數的設計並不牽涉住宅物業的較高樓層的結構牆的厚度遞減。）

備註：

1. 樓面平面圖所列之尺寸為以毫米標示之建築結構尺寸。
2. 樓面平面圖中顯示之名詞及簡稱之圖例及其適用的附註，請參閱本售樓説明書第23至25頁。
3. 不設4樓。

TOWER 6 **5/F – 12/F**
第 6 座 **5 樓至 12 樓**

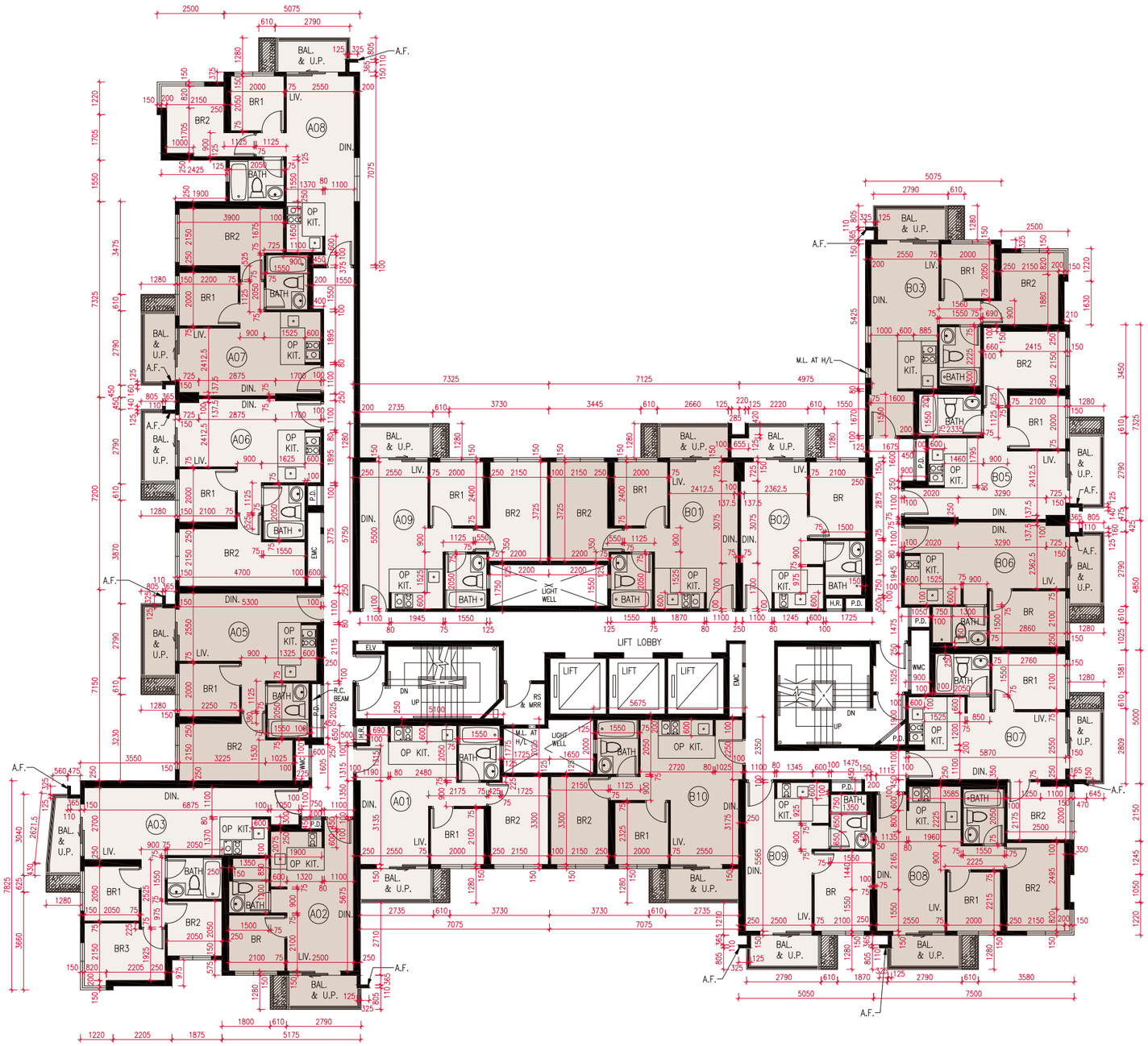

Scale 比例：0 2 4M(米)

Tower 大廈	Floor 樓層	Unit 單位	Thickness of the floor slabs of each residential property (excluding plaster) (mm) 每個住宅物業的樓板（不包括灰泥）的厚度（毫米）	Floor-to-floor height of each residential property (mm) 每個住宅物業的層與層之間的高度（毫米）
Tower 6 第6座	5/F – 11/F 5樓至11樓	A01	125	2975
		A02	125	2975
		A03	125	2975
		A05	125	2975
		A06	125	2975
		A07	125	2975
		A08	125	2975
		A09	125	2975
		B01	125	2975
		B02	125	2975
		B03	125	2975
		B05	125	2975
		B06	125	2975
		B07	125	2975
		B08	125	2975
		B09	125	2975
		B10	125	2975

Tower 大廈	Floor 樓層	Unit 單位	Thickness of the floor slabs of each residential property (excluding plaster) (mm) 每個住宅物業的樓板（不包括灰泥）的厚度（毫米）	Floor-to-floor height of each residential property (mm) 每個住宅物業的層與層之間的高度（毫米）
Tower 6 第6座	12/F 12樓	A01	150	2975
		A02	150	2975
		A03	150	2975
		A05	150	2975
		A06	150	2975
		A07	150	2975
		A08	150	2975
		A09	150	2975
		B01	150	2975
		B02	150	2975
		B03	150	2975
		B05	150	2975
		B06	150	2975
		B07	150	2975
		B08	150	2975
		B09	150	2975
		B10	150	2975

The internal areas of the residential properties on the upper floors will generally be slightly larger than those on the lower floors because of the reducing thickness of the structural walls on the upper floors. (This does not apply to the residential properties in the Phase because the design of the Phase does not involve reducing thickness of structural walls of residential properties on the upper floors.)

Notes:

1. The dimensions of the floor plan are all structural dimensions in millimetres.
2. Please refer to page 23 to 25 of this sales brochure for the legend of the terms and abbreviations shown on the floor plans and remarks that are applicable thereto.
3. 4/F is omitted.

因住宅物業的較高樓層的結構牆的厚度遞減，較高樓層的內部面積，一般比較低樓層的內部面積稍大。（不適用於期數內的住宅物業，因期數的設計並不牽涉住宅物業的較高樓層的結構牆的厚度遞減。）

備註：

1. 樓面平面圖所列之尺寸為以毫米標示之建築結構尺寸。
2. 樓面平面圖中顯示之名詞及簡稱之圖例及其適用的附註，請參閱本售樓説明書第23至25頁。
3. 不設4樓。

TOWER 6 Roof
第6座 天台

Scale比例：0 2 4M(米)

Tower 大廈	Floor 樓層	Unit 單位	Thickness of the floor slabs of each residential property (excluding plaster) (mm) 每個住宅物業的樓板（不包括灰泥）的厚度（毫米）	Floor-to-floor height of each residential property (mm) 每個住宅物業的層與層之間的高度（毫米）
Tower 6 第6座	Roof 天台	A01	Not applicable 不適用	Not applicable 不適用
		A02	Not applicable 不適用	Not applicable 不適用
		A03	Not applicable 不適用	Not applicable 不適用
		A05	Not applicable 不適用	Not applicable 不適用
		A06	Not applicable 不適用	Not applicable 不適用
		A07	Not applicable 不適用	Not applicable 不適用
		A08	Not applicable 不適用	Not applicable 不適用
		A09	Not applicable 不適用	Not applicable 不適用
		B01	Not applicable 不適用	Not applicable 不適用
		B02	Not applicable 不適用	Not applicable 不適用
		B03	Not applicable 不適用	Not applicable 不適用
		B05	Not applicable 不適用	Not applicable 不適用
		B06	Not applicable 不適用	Not applicable 不適用
		B07	Not applicable 不適用	Not applicable 不適用
		B08	Not applicable 不適用	Not applicable 不適用
		B09	Not applicable 不適用	Not applicable 不適用
		B10	Not applicable 不適用	Not applicable 不適用

The internal areas of the residential properties on the upper floors will generally be slightly larger than those on the lower floors because of the reducing thickness of the structural walls on the upper floors. (This does not apply to the residential properties in the Phase because the design of the Phase does not involve reducing thickness of structural walls of residential properties on the upper floors.)

Notes:

1. The dimensions of the floor plan are all structural dimensions in millimetres.
2. Please refer to page 23 to 25 of this sales brochure for the legend of the terms and abbreviations shown on the floor plans and remarks that are applicable thereto.
3. 4/F is omitted.

因住宅物業的較高樓層的結構牆的厚度遞減，較高樓層的內部面積，一般比較低樓層的內部面積稍大。（不適用於期數內的住宅物業，因期數的設計並不牽涉住宅物業的較高樓層的結構牆的厚度遞減。）

備註：

1. 樓面平面圖所列之尺寸為以毫米標示之建築結構尺寸。
2. 樓面平面圖中顯示之名詞及簡稱之圖例及其適用的附註，請參閱本售樓説明書第23至25頁。
3. 不設4樓。