# 11 發展項目的住宅物業的樓面平面圖
# Floor Plans of Residential Properties in the Development

**樓面平面圖中所使用的名詞及簡稱之圖例**
**Legend of Terms and Abbreviations Used on the Floor Plans**

| | | |
|---|---|---|
| A/C | = | AIR CONDITIONING 冷氣機 |
| A/C P. | = | AIR CONDITIONING PLATFORM 冷氣機平台 |
| A.D. | = | AIR DUCT 風管槽 |
| A.R.D. | = | AIR RELEASE DUCT 排氣管 |
| A.F. | = | ARCHITECTURAL FEATURE 建築裝飾 |
| ALUM. FIN | = | ALUMINUM FIN 鋁條裝潢 |
| AIR RELEASE DUCT FAN ROOM | = | AIR RELEASE DUCT FAN ROOM 放氣系統風機房 |
| BAL. | = | BALCONY 露台 |
| BAL.& U.P. & A/C P. ABOVE | = | BALCONY & UTILITY PLATFORM & AIR CONDITIONING PLATFORM ABOVE 露台及工作平台及冷氣機平台置上 |
| BATH | = | BATHROOM 浴室 |
| BATH 1 | = | BATHROOM 1 浴室 1 |
| BATH 2 | = | BATHROOM 2 浴室 2 |
| BATH 3 | = | BATHROOM 3 浴室 3 |
| B.R. | = | BEDROOM 睡房 |
| B.R.2 | = | BEDROOM 2 睡房 2 |
| COMMON FLAT ROOF | = | COMMON FLAT ROOF 公共平台 |
| COVER FOR BAL./U.P. | = | COVER FOR BALCONY/ UTILITY PLATFORM 露台 / 工作平台上蓋 |
| C.D. | = | CABLE DUCT 電線槽 |
| DN | = | DOWN 落 |
| E.M.C. | = | ELECTRIC METER CABINET 電錶櫃 |
| ELV | = | EXTRA-LOW VOLTAGE DUCT 特低壓電線槽 |
| EMERGENCY GENERATOR RM. | = | EMERGENCY GENERATOR ROOM 應急發電機室 |
| FIREMAN'S LIFT LOBBY | = | FIREMAN'S LIFT LOBBY 消防升降機大堂 |
| F.H. | = | FIRE HYDRANT 消防栓 |
| PRIVATE GARDEN | = | PRIVATE GARDEN 私人花園 |
| PRIVATE FLAT ROOF | = | PRIVATE FLAT ROOF 私人平台 |
| HATCH DOOR | = | HATCH DOOR 艙口門 |
| H.R. | = | HOSE REEL 消防喉轆 |
| LIFT LOBBY | = | LIFT LOBBY 升降機大堂 |
| LIFT MACHINE ROOM | = | LIFT MACHINE ROOM 升降機機房 |
| LIV & DIN | = | LIVING ROOM AND DINING ROOM 客廳及飯廳 |
| L.P.S. | = | FIREMEN'S LIFT LOBBY PRESSURIZATION SYSTEM 消防員電梯大堂增壓系統 |
| M.B.R. | = | MASTER BEDROOM 主人睡房 |
| M.L. | = | METAL LOUVRE 金屬百葉 |
| OPEN KIT. | = | OPEN KITCHEN 開放式廚房 |
| P.D. | = | PIPE DUCT 水管槽 |
| POTABLE & FLUSHING BOOSTER PUMP RM. | = | POTABLE & FLUSHING BOOSTER PUMP ROOM 食水及沖廁中途泵房 |
| R.C. PLINTH | = | REINFORCED CONCRETE PLINTH 鋼筋混凝土基座 |
| R.S.&M.R.R. | = | REFUSE STORAGE AND MATERIAL RECOVERY ROOM 垃圾及物料回收房 |
| ROOF | = | ROOF 天台 |
| S.P.S. | = | STAIRCASE PRESSURIZATION SYSTEM 樓梯增壓系統 |
| ST. | = | STORE ROOM 儲物間 |
| STAIRCASE PRESSURIZATION SYSTEM FAN ROOM (FOR LOBBY & ST-1) | = | STAIRCASE PRESSURIZATION SYSTEM FAN ROOM (FOR LOBBY & STAIRCASE-1) 樓梯增壓系統風機房 (大堂及一號樓梯) |
| STAIRCASE PRESSURIZATION SYSTEM FAN ROOM (FOR ST-2) | = | STAIRCASE PRESSURIZATION SYSTEM FAN ROOM (FOR STAIRCASE-2) 樓梯增壓系統風機房 (二號樓梯) |
| UP | = | UP 上 |
| U.P. | = | UTILITY PLATFORM 工作平台 |
| W.M.C. | = | WATER METER CABINET 水錶櫃 |
| MAIL BOX FOR Ⓐ | = | MAIL BOX FOR FLAT A A單位郵箱 |
| MAIL BOX FOR Ⓑ | = | MAIL BOX FOR FLAT B B單位郵箱 |
| SINK | = | SINK 洗滌槽 |
| ▨ | = | FIRE RESISTANCE RATED WALL 耐火牆 |

適用於本節各樓面平面圖之備註：

1. 樓面平面圖之尺寸所列數字為以毫米標示之建築結構尺寸。
2. 露台及工作平台為不可封閉之地方。
3. 部份樓層外牆範圍設有建築裝飾及/或外露喉管。詳情請參閱最新的經批准建築圖則。
4. 部份住宅物業的露台、工作平台、私人花園、私人平台及私人天台內或側外牆有公用去水渠。詳情請參閱最新的經批准建築圖則。
5. 部份住宅物業客廳及飯廳、睡房、走廊、浴室及/或開放式廚房之裝飾橫樑或假天花內裝置冷氣喉管或供水喉管。詳情請參閱最新的經批准建築圖則。
6. 部份住宅物業內之部份天花或有跌級樓板，用以安裝上層之建築設備或配合上層之結構、建築設計及/或裝修設計上的需要。
7. 各住宅物業的樓面平面圖內所展示之裝置及設備的圖標如洗面盆、座廁、淋浴間、洗滌盆、櫃(如有)等乃根據最新經批准的建築圖則擬備，其形狀、尺寸、比例或與實際提供的裝置及設備存在差異，僅供示意及參考之用。
8. 不設四樓。

Notes applicable to the floor plans of this section:

1. The dimensions of the floor plans are all structural dimensions in millimeter.
2. Balcony and utility platform are non-enclosed areas.
3. There may be architectural features and/or exposed pipes on external walls of some of the floors. Please refer to the latest approved building plans for details.
4. Common drain pipes are located at external wall(s) at or adjacent to balcony, utility platform, private garden, private flat roof and private roof of some residential properties. Please refer to the latest approved building plans for details.
5. There are ceiling bulkheads or false ceilings in living room and dining room, bedroom, corridor, bathroom and/or open kitchen of some residential properties for pipes of the air-conditioning system or the water supply system. Please refer to the latest approved building plans for details.
6. There may be sunken slabs at some parts of the ceiling inside some residential properties for the installation of building services of the floor above or due to the structural, architectural and/or decoration design requirements of the floor above.
7. Those icons of fittings and appliances shown on the floor plans of residential properties like wash basins, water closets, shower cubicles, sink units, cabinets (if any) etc. are prepared in accordance with the latest approved building plans. Their shapes, dimensions, scales may be differed from the fittings and appliances actually provided and they are for indication and reference only.
8. There is no 4/F.

# 11 發展項目的住宅物業的樓面平面圖
# Floor Plans of Residential Properties in the Development

**地下平面圖**
**G/F FLOOR PLAN**

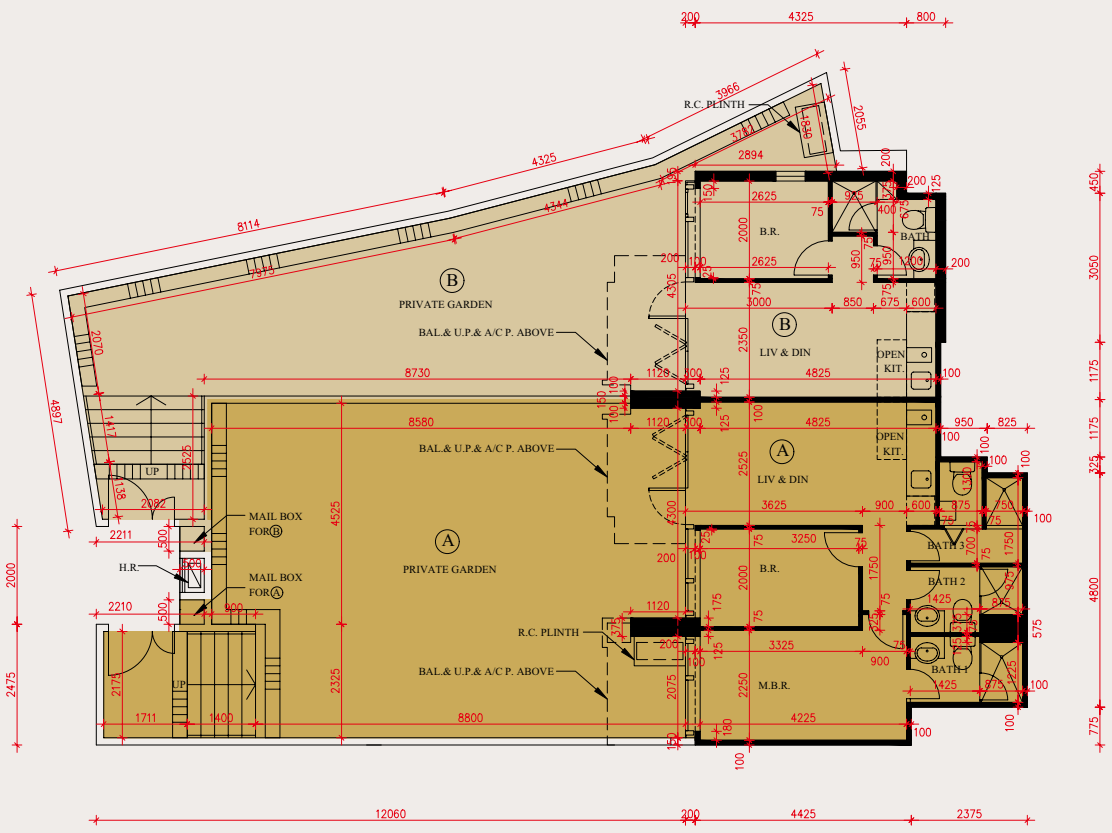


比例/SCALE: 0 1 2 5米/M

| 每個住宅物業<br>Each Residential Property | 樓層<br>Floor | 單位<br>Flat | |
|---|---|---|---|
| | | A | B |
| 層與層之間的高度 (毫米)<br>Floor-to-Floor Height (mm) | 地下<br>G/F | 3500 | 3500 |
| 樓板 (不包括灰泥) 的厚度 (毫米)<br>Thickness of Floor Slabs<br>(excluding plaster) (mm) | | 200 | 200 |

因住宅物業的較高樓層的結構牆的厚度遞減，較高樓層的內部面積，一般比較低樓層的內部面積較大的。
The internal areas of the residential properties on the upper floors will generally be slightly larger than those on the lower floors because of reducing thickness of the structural walls on the upper floors.

備註：
1. 每個住宅物業的層與層之間的高度為該樓層之石屎地台面與上一層石屎地面之高度距離。
2. 平面圖中所使用之名詞及簡稱及一般備註，請參閱本售樓說明書第19頁。
3. 樓板厚度是指在承重樓板上的結構樓板（不包括大體積混凝土）的厚度。

Notes:
1. Floor-to-floor height of each residential property refers to the height between the top surface of the structural slab of floor and the top surface of the structural slab of its immediate upper floor.
2. Please refer to Page 19 of this sales brochure for legend of terms and abbreviations and general notes shown in the floor plans.
3. Thickness of Floor Slabs refers to the thickness of structural slab (excluding mass concrete fill) on top of concerned floor.

# 11 發展項目的住宅物業的樓面平面圖
# Floor Plans of Residential Properties in the Development

## 1樓平面圖
## 1/F FLOOR PLAN

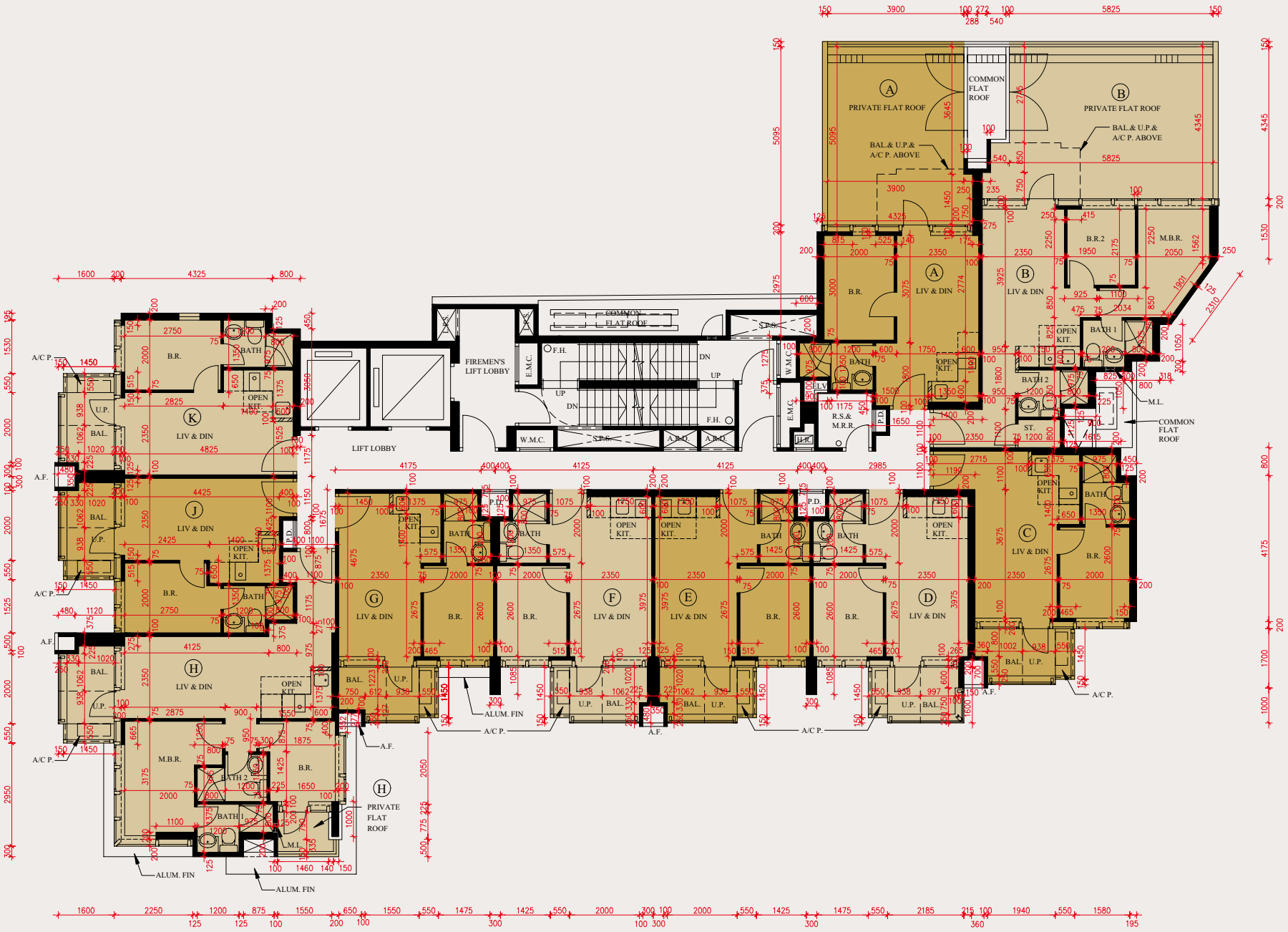


比例/SCALE: 0 1 2 5米/M

| 每個住宅物業<br>Each Residential Property | 樓層<br>Floor | 單位<br>Flat | | | | | | | | | |
|---|---|---|---|---|---|---|---|---|---|---|---|
| | | A | B | C | D | E | F | G | H | J | K |
| 層與層之間的高度 (毫米)<br>Floor-to-Floor Height (mm) | 1樓<br>1/F | 2800, 3150 | 2800, 3150 | 2800, 3150 | 2800, 3150 | 2800, 3150 | 2800, 3150 | 2800, 3150 | 2800, 3150 | 2800, 3150 | 2800, 3150 |
| 樓板 (不包括灰泥) 的厚度 (毫米)<br>Thickness of Floor Slabs (excluding plaster) (mm) | | 150 | 150 | 150 | 150 | 150 | 150 | 150 | 150 | 150 | 150 |

因住宅物業的較高樓層的結構牆的厚度遞減，較高樓層的內部面積，一般比較低樓層的內部面積較大的。
The internal areas of the residential properties on the upper floors will generally be slightly larger than those on the lower floors because of reducing thickness of the structural walls on the upper floors.

備註：
1. 每個住宅物業的層與層之間的高度為該樓層之石屎地台面與上一層石屎地面之高度距離。
2. 平面圖中所使用之名詞及簡稱及一般備註，請參閱本售樓說明書第19頁。
3. 樓板厚度是指在承重樓板上的結構樓板（不包括大體積混凝土）的厚度。

Notes:
1. Floor-to-floor height of each residential property refers to the height between the top surface of the structural slab of floor and the top surface of the structural slab of its immediate upper floor.
2. Please refer to Page 19 of this sales brochure for legend of terms and abbreviations and general notes shown in the floor plans.
3. Thickness of Floor Slabs refers to the thickness of structural slab (excluding mass concrete fill) on top of concerned floor.

# 11 發展項目的住宅物業的樓面平面圖
# Floor Plans of Residential Properties in the Development

**2 樓至 3 樓及 5 樓至 11 樓平面圖**
**2/F - 3/F and 5/F - 11/F FLOOR PLAN**

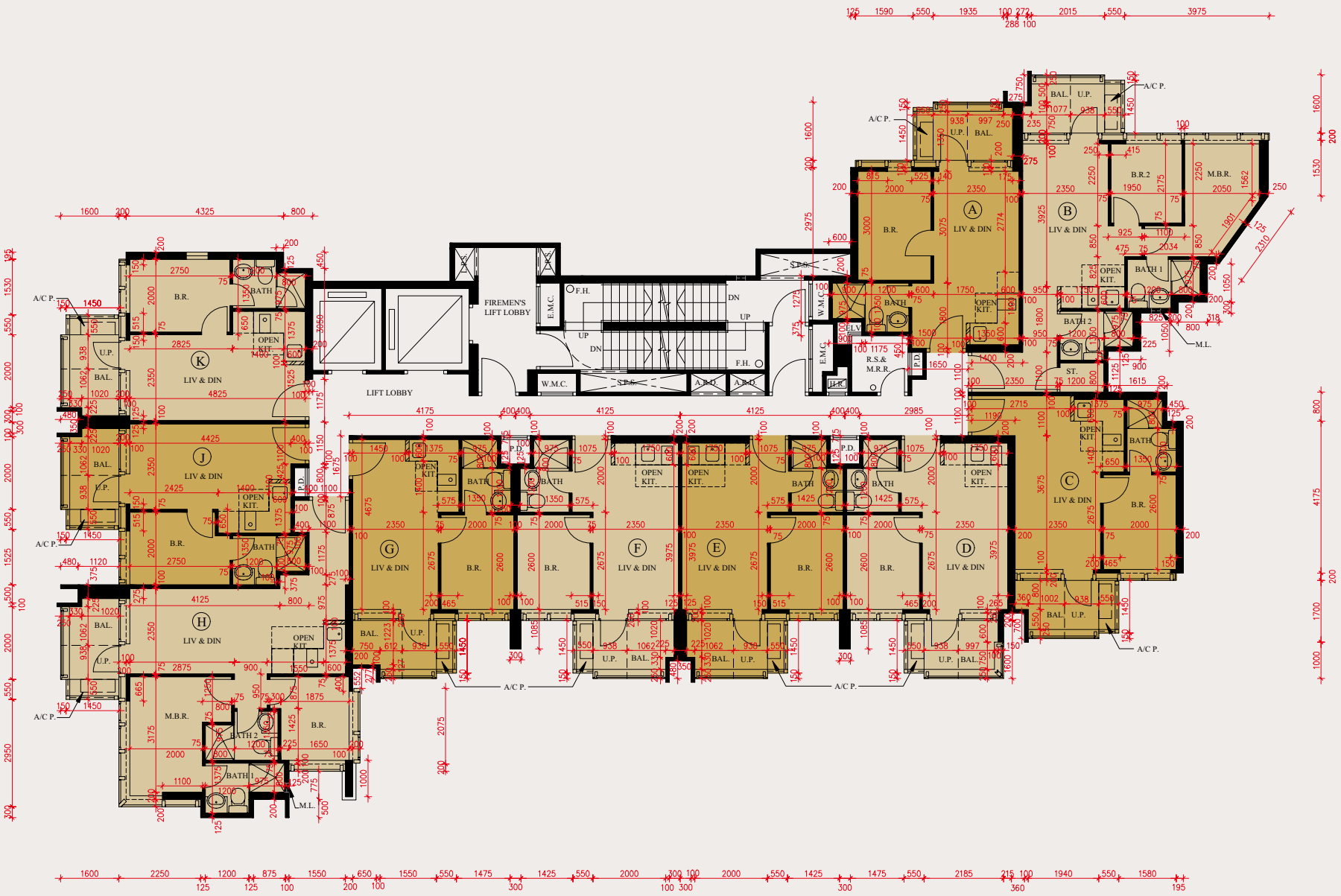


比例/SCALE: 0 1 2 5米/M

| 每個住宅物業<br>Each Residential Property | 樓層<br>Floor | 單位<br>Flat | | | | | | | | | |
|---|---|---|---|---|---|---|---|---|---|---|---|
| | | A | B | C | D | E | F | G | H | J | K |
| 層與層之間的高度 (毫米)<br>Floor-to-Floor Height (mm) | 2 樓至 3 樓、5 樓至 11 樓<br>2/F - 3/F, 5/F - 11/F | 3150 | 3150 | 3150 | 3150 | 3150 | 3150 | 3150 | 3150 | 3150 | 3150 |
| 樓板 (不包括灰泥) 的厚度 (毫米)<br>Thickness of Floor Slabs (excluding plaster) (mm) | | 150 | 150 | 150 | 150 | 150 | 150 | 150 | 150 | 150 | 150 |

因住宅物業的較高樓層的結構牆的厚度遞減，較高樓層的內部面積，一般比較低樓層的內部面積較大的。
The internal areas of the residential properties on the upper floors will generally be slightly larger than those on the lower floors because of reducing thickness of the structural walls on the upper floors.

備註：
1. 每個住宅物業的層與層之間的高度為該樓層之石屎地台面與上一層石屎地面之高度距離。
2. 平面圖中所使用之名詞及簡稱及一般備註，請參閱本售樓說明書第 19 頁。
3. 樓板厚度是指在承重樓板上的結構樓板（不包括大體積混凝土）的厚度。

Notes:
1. Floor-to-floor height of each residential property refers to the height between the top surface of the structural slab of floor and the top surface of the structural slab of its immediate upper floor.
2. Please refer to Page 19 of this sales brochure for legend of terms and abbreviations and general notes shown in the floor plans.
3. Thickness of Floor Slabs refers to the thickness of structural slab (excluding mass concrete fill) on top of concerned floor.

# 11 發展項目的住宅物業的樓面平面圖
# Floor Plans of Residential Properties in the Development

## 12樓平面圖
## 12/F FLOOR PLAN

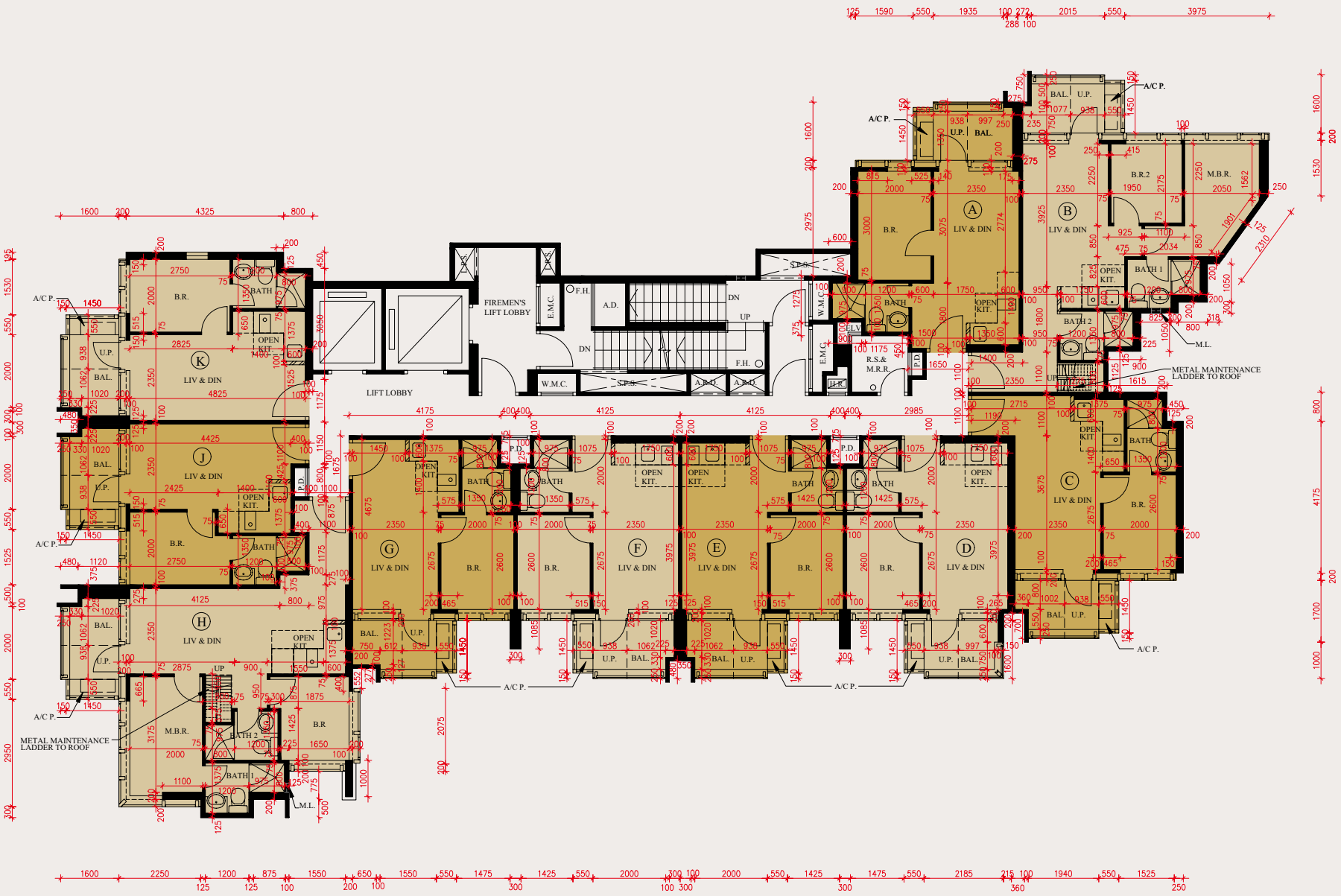


比例/SCALE: 0 1 2 5米/M

| 每個住宅物業<br>Each Residential Property | 樓層<br>Floor | 單位<br>Flat | | | | | | | | | |
|---|---|---|---|---|---|---|---|---|---|---|---|
| | | A | B | C | D | E | F | G | H | J | K |
| 層與層之間的高度(毫米)<br>Floor-to-Floor Height (mm) | 12樓<br>12/F | 3150, 3450, 3500, 3800 | 3150, 3500 | 3150, 3450, 3500, 3800 | 3150, 3500 | 3150, 3500 | 3150, 3500 | 3150, 3500 | 3150, 3500 | 3150, 3450, 3500, 3800 | 3450, 3800 |
| 樓板(不包括灰泥)的厚度(毫米)<br>Thickness of Floor Slabs (excluding plaster) (mm) | | 150 | 150 | 150 | 150 | 150 | 150 | 150 | 150 | 150 | 150 |

因住宅物業的較高樓層的結構牆的厚度遞減，較高樓層的內部面積，一般比較低樓層的內部面積較大的。
The internal areas of the residential properties on the upper floors will generally be slightly larger than those on the lower floors because of reducing thickness of the structural walls on the upper floors.

備註：
1. 每個住宅物業的層與層之間的高度為該樓層之石屎地台面與上一層石屎地面之高度距離。
2. 平面圖中所使用之名詞及簡稱及一般備註，請參閱本售樓說明書第19頁。
3. 樓板厚度是指在承重樓板上的結構樓板（不包括大體積混凝土）的厚度。

Notes:
1. Floor-to-floor height of each residential property refers to the height between the top surface of the structural slab of floor and the top surface of the structural slab of its immediate upper floor.
2. Please refer to Page 19 of this sales brochure for legend of terms and abbreviations and general notes shown in the floor plans.
3. Thickness of Floor Slabs refers to the thickness of structural slab (excluding mass concrete fill) on top of concerned floor.

# 11 發展項目的住宅物業的樓面平面圖
# Floor Plans of Residential Properties in the Development

## 天台平面圖
## ROOF FLOOR PLAN

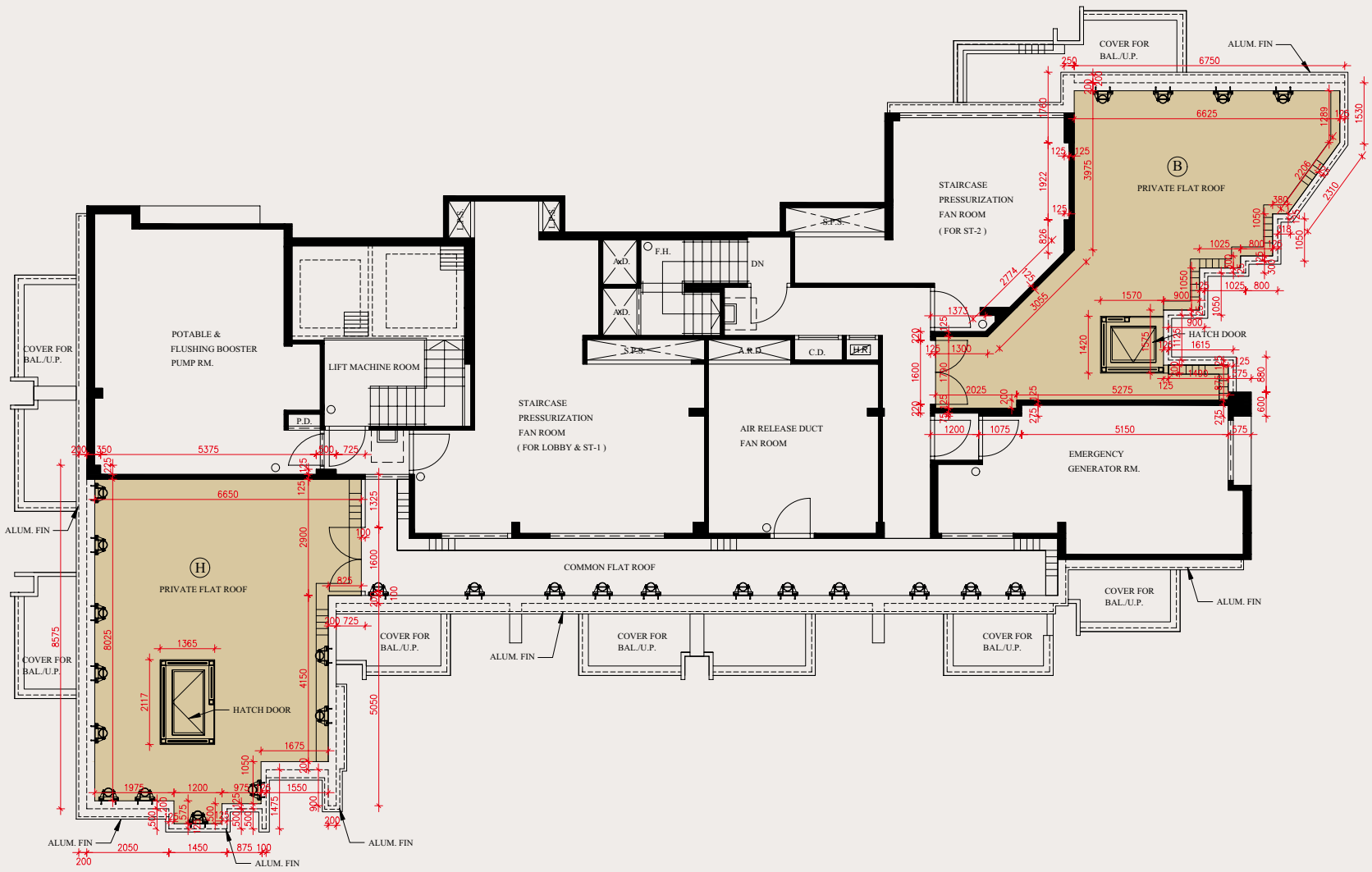


比例/SCALE: 0 1 2 5米/M

| 每個住宅物業<br>Each Residential Property | 樓層<br>Floor | 單位<br>Flat | |
|---|---|---|---|
| | | B | H |
| 層與層之間的高度 (毫米)<br>Floor-to-Floor Height (mm) | 天台<br>Roof | 不適用<br>Not Applicable | 不適用<br>Not Applicable |
| 樓板 (不包括灰泥) 的厚度 (毫米)<br>Thickness of Floor Slabs<br>(excluding plaster) (mm) | | 不適用<br>Not Applicable | 不適用<br>Not Applicable |

備註:
1. 平面圖中所使用之名詞及簡稱及一般備註，請參閱本售樓說明書第19頁。
2. 天台平面圖所顯示的「私人平台」，實際上是構成12樓相關住宅物業部份的「天台」。詳情請參閱「發展項目的住宅物業的樓面平面圖」及「發展項目中的住宅物業的面積」等章節。

Notes:
1. Please refer to Page 19 of this sales brochure for legend of terms and abbreviations and general notes shown in the floor plans.
2. The description "Private Flat Roof" shown on the above layout plan is, in fact, the roofs forming parts of the relevant residential properties on 12/F. Please refer to the "Floor Plans of Residential Properties in the Development" and "Area of Residential Properties in the Development" sections for details.