樓面平面圖中的名詞及簡稱之圖例
LEGEND OF THE TERMS AND ABBREVIATIONS ON FLOOR PLANS

A/C PLATFORM	Air-conditioning Platform	空調機平台
A/C PLATFORM ABOVE	Air-conditioning Platform Above	上層空調機平台位置
A/C PLINTH	Plinth for Air-conditioning	空調機平台
ALUM. COVER OF BAL	Aluminium Cover of Balcony	鋁板露台頂
ARCH. FEATURE	Architectural Feature	建築裝飾
BAL.	Balcony	露台
BAL. ABOVE	Balcony Above	上層露台位置
BATH	Bathroom	浴室
BED 1	Bedroom 1	睡房 1
BED 2	Bedroom 2	睡房 2
BUILDING LINE ABOVE	Building Line Above	上層建築物線
B.W.	Bay Window	窗台
CABINET	Cabinet	儲物櫃
COMMON AREA	Common Area	公共地方
COVER OF U.P.	Cover of Utility Platform	工作平台頂
DIN.	Dining Room	飯廳
ELE. METER CABINET	Electrical Meter Cabinet	電錶櫃
FH	Fire Hydrant	消防栓
FIRE WALL	Fire Wall	防火牆
FLAT ROOF	Flat Roof	平台
HR	Hose Reel	喉轆
LAV.	Lavatory	洗手間
LIFT	Lift	升降機
LIFT LOBBY	Lift Lobby	升降機大堂
LIV.	Living Room	客廳
M. BATH	Master Bathroom	主人浴室
M. BED	Master Bedroom	主人睡房
OPEN KITCHEN	Open Kitchen	開放式廚房
P.D.	Pipe Duct	管槽
RSMRC	Refuse Storage and Material Recovery Room	垃圾及物料回收室
ST. RM	Store Room	儲物室
TEL. D	Telephone Duct	電話槽
U.P.	Utility Platform	工作平台
U.P. ABOVE	Utility Platform Above	上層工作平台位置
VOID	Void	中空
WATER METER CABINET	Water Meter Cabinet	水錶櫃

備註：

1. 部分樓層外牆設有建築裝飾及/或外露喉管。
2. 部分單位的露台及/或平台及/或工作平台及/或空調機平台及/或外牆設有外及/或內藏的公用喉管。
3. 部分單位之假天花及/或假陣內裝置有冷氣及/或其他機電設備。
4. 樓面平面圖上所顯示的形象裝置符號，例如浴缸、淋浴間、洗滌盆、坐廁、洗滌盆櫃等乃擇自最新的經批准的建築圖則，只作一般性標誌。

Remarks :

1. There may be architectural features and/or exposed pipes on external walls of some floors.
2. Common pipes exposed and/or enclosed in cladding are located at/adjacent to the Balcony and/or Flat Roof and/or Utility Platform and/or air-conditioning platform and/or external wall of some units.
3. There are ceiling and/or bulkheads of some units for the installation of the air-conditioning system and/or mechanical and electrical services.
4. Symbols of fittings and fitments shown on the floor plans, such as bathtubs, shower cubicle, sink, water closets, sink counter, etc, are retrieved from the latest approved building plans and are for general indication only.

1樓平面圖
1/F FLOOR PLAN

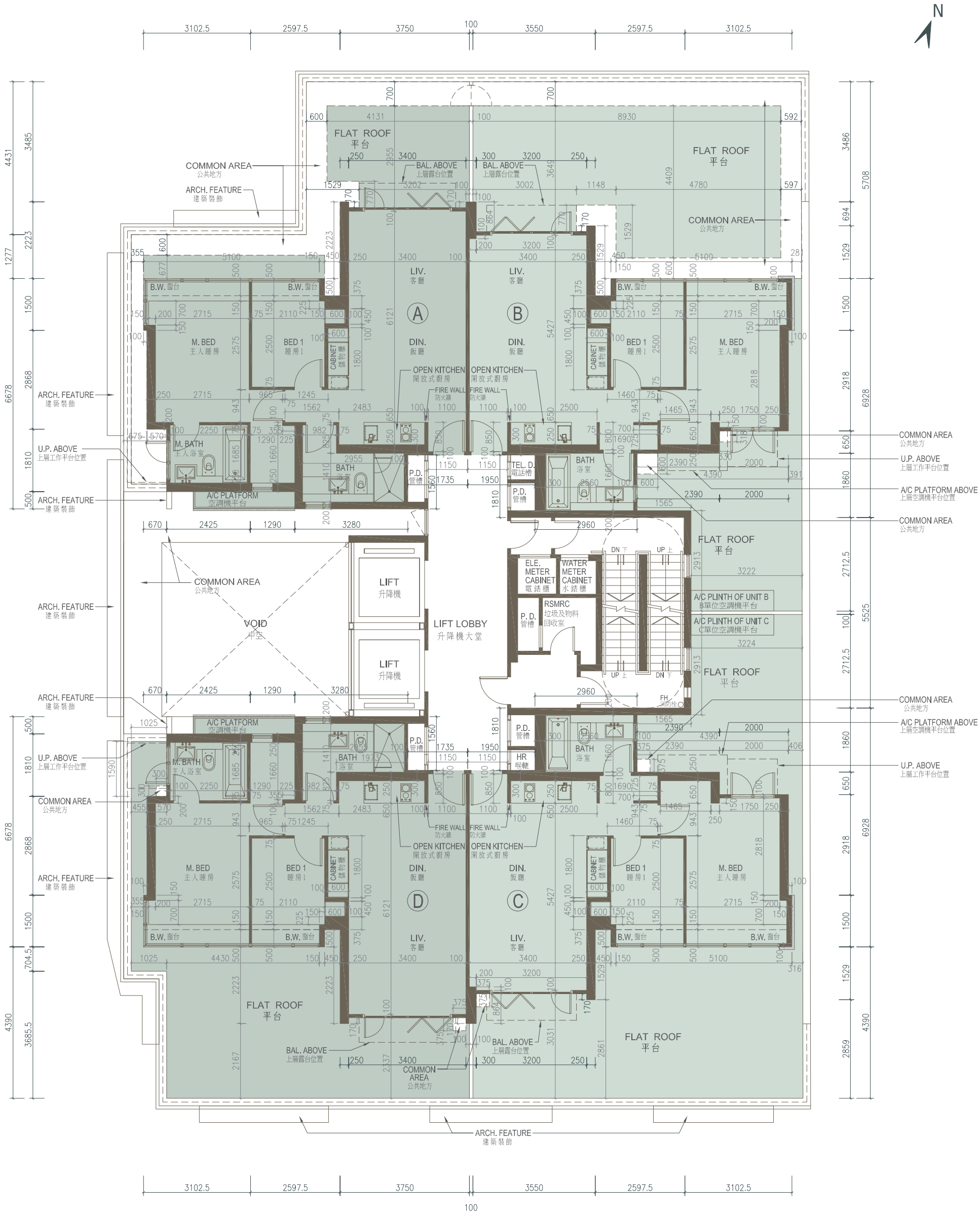

比例： 0 5M/米
Scale :

發展項目的住宅物業的樓面平面圖
FLOOR PLANS OF RESIDENTIAL PROPERTIES IN THE DEVELOPMENT

1. 1樓每個住宅物業的層與層之間的高度為：A單位及D單位：2.90米*、3.00米*、3.10米、3.20米*及3.25米*，B單位及C單位：2.90米*、3.10米及3.25米*。住宅物業的層與層之間的高度指該樓層之石屎地台面與上一層石屎地台面之高度距離。

2. 1樓每個住宅物業的樓板（不包括灰泥）的厚度：150及175毫米。

3. 住宅物業之天花高度將會因應其結構、建築及/或裝修設計上的差異而有所不同。

4. 因住宅物業的較高樓層的結構牆的厚度遞減，較高樓層的內部面積，一般比較低層的內部面積稍大。

附註：
平面圖所列之數字為以毫米標示之建築結構尺寸。

*包括跌級樓板上之混凝土填充層厚度。

1. The floor-to-floor height of each residential property on 1/F is: Flat A and Flat D: 2.90m*, 3.00m*, 3.10m, 3.20m* and 3.25m*, Flat B and Flat C: 2.90m*, 3.10m and 3.25m*. Floor-to floor height of each residential property refers to the height between the top surface of the structural slab of the floor and the top surface of the structural slab of its immediate upper floor.

2. The thickness of floor slabs (excluding plaster) of each residential property on 1/F: 150m and 175mm.

3. The internal ceiling height within residential properties may vary due to structural, architectural and/or decoration design variations.

4. The internal areas of the residential properties on the upper floors will generally be slightly larger than those on the lower floors because of the reducing thickness of the structural walls on the upper floors.

Notes:
The dimensions in the floor plans are all structural dimensions in millimeter.

* Inclusive of the thickness of mass concrete fill on sunken slab.

2樓至3樓，5樓至12樓，15樓至23樓及25至30樓平面圖
2/F-3/F, 5/F-12/F, 15/F-23/F AND 25/F-30/F FLOOR PLAN

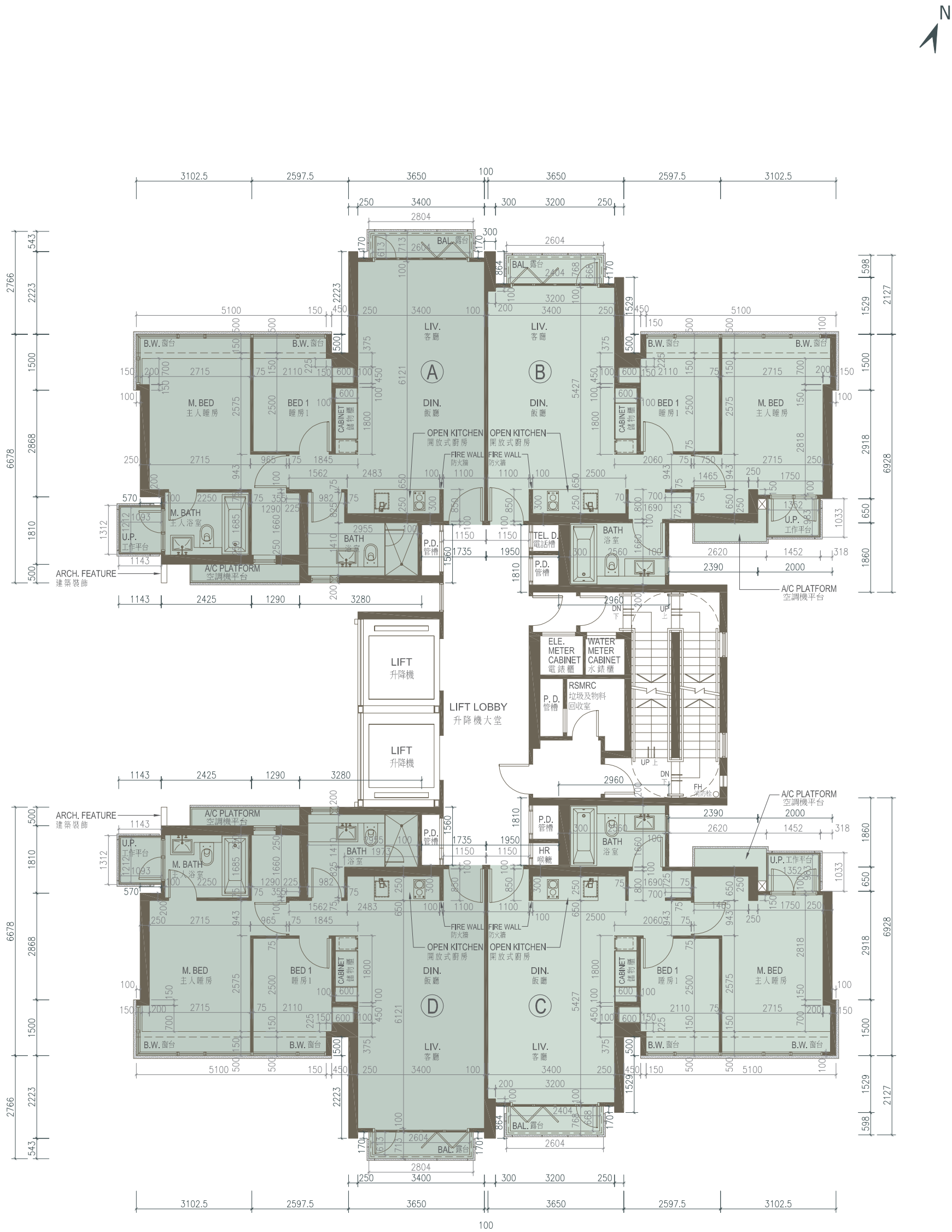

比例： 0 5M/米
Scale :

發展項目的住宅物業的樓面平面圖
FLOOR PLANS OF RESIDENTIAL PROPERTIES IN THE DEVELOPMENT

1. 2樓至3樓，5樓至12樓，15樓至23樓，25樓至29樓每個住宅物業的層與層之間的高度為：3.00米及3.00米*。30樓每個住宅物業的層與層之間的高度為：A單位及D單位：2.65米、2.70米、2.75米、2.95米、2.95米*、3.00米、3.00米*及3.05米*，B單位及C單位：2.70米、3.00米、3.05米*及3.35米*。住宅物業的層與層之間的高度指該樓層之石屎地台面與上一層石屎地台面之高度距離。

2. 2樓至3樓，5樓至12樓，15樓至23樓及25至30樓每個住宅物業的樓板(不包括灰泥)的厚度：150及175毫米。

3. 住宅物業之天花高度將會因應其結構、建築及/或裝修設計上的差異而有所不同。

4. 因住宅物業的較高樓層的結構牆的厚度遞減，較高樓層的內部面積，一般比較低層的內部面積稍大。

附註：

平面圖所列之數字為以毫米標示之建築結構尺寸。

*包括跌級樓板上之混凝土填充層厚度。

1. The floor-to-floor height of each residential property on 2/F-3/F, 5/F-12/F, 15/F,-23/F and 25/F-29/F: 3.00m and 3.00m*. The floor-to-floor height of each residential property on 30/F is: Flat A and Flat D: 2.65m, 2.70m, 2.75m, 2.95m, 2.95m*, 3.00m, 3.00m* and 3.05m*, Flat B and Flat C: 2.70m, 3.00m, 3.05m* and 3.35m*. Floor-to floor height of each residential property refers to the height between the top surface of the structural slab of the floor and the top surface of the structural slab of its immediate upper floor.

2. The thickness of floor slabs (excluding plaster) of each residential property on 2/F-3/F, 5/F-12/F, 15/F-23/F and 25/F-30/F: 150m and 175mm.

3. The internal ceiling height within residential properties may vary due to structural, architectural and/or decoration design variations.

4. The internal areas of the residential properties on the upper floors will generally be slightly larger than those on the lower floors because of the reducing thickness of the structural walls on the upper floors.

Notes:

The dimensions in the floor plans are all structural dimensions in millimeter.

* Inclusive of the thickness of mass concrete fill on sunken slab.

31樓平面圖
31/F FLOOR PLAN

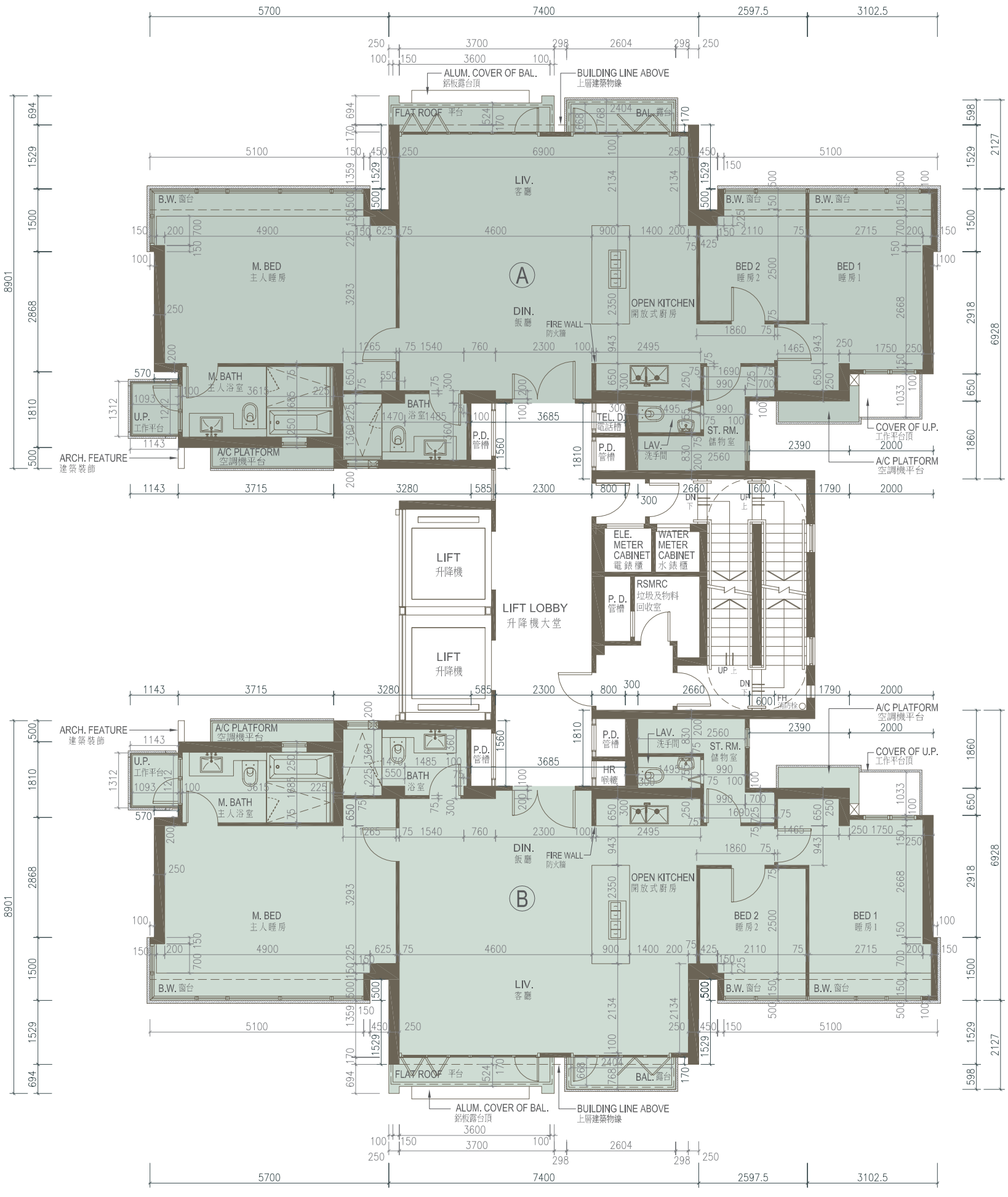

比例： 0 5M/米
Scale :

發展項目的住宅物業的樓面平面圖
FLOOR PLANS OF RESIDENTIAL PROPERTIES IN THE DEVELOPMENT

1. 31樓每個住宅物業的層與層之間的高度為：A單位：2.90米、3.00米、3.20米*、3.25米、3.30米*、3.50米*、3.55米*及3.60米*，B單位：2.90米、2.95米*、3.00米、3.15米*、3.20米*、3.25米、3.25米*、3.30米*、3.50米*、3.55米*及3.60米。住宅物業的層與層之間的高度指該樓層之石屎地台面與上一層石屎地台面之高度距離。

2. 31樓每個住宅物業的樓板（不包括灰泥）的厚度：150及175毫米。

3. 住宅物業之天花高度將會因應其結構、建築及/或裝修設計上的差異而有所不同。

4. 因住宅物業的較高樓層的結構牆的厚度遞減，較高樓層的內部面積，一般比較低層的內部面積稍大。

附註：
平面圖所列之數字為以毫米標示之建築結構尺寸。

*包括跌級樓板上之混凝土填充層厚度。

1. The floor-to-floor height of each residential property on 31/F is: Flat A: 2.90m, 3.00m, 3.20m*, 3.25m, 3.25m*, 3.30m*, 3.50m*, 3.55m* and 3.60m*, Flat B: 2.90m, 2.95m*, 3.00m, 3.15m*, 3.20m*, 3.25m, 3.25m*, 3.30m*, 3.50m*, 3.55m* and 3.60m. Floor-to floor height of each residential property refers to the height between the top surface of the structural slab of the floor and the top surface of the structural slab of its immediate upper floor.

2. The thickness of floor slabs (excluding plaster) of each residential property on 31/F: 150m and 175mm.

3. The internal ceiling height within residential properties may vary due to structural, architectural and/or decoration design variations.

4. The internal areas of the residential properties on the upper floors will generally be slightly larger than those on the lower floors because of the reducing thickness of the structural walls on the upper floors.

Notes:
The dimensions in the floor plans are all structural dimensions in millimeter.

* Inclusive of the thickness of mass concrete fill on sunken slab.