5樓平面圖
5/F FLOOR PLAN

備註 ： 1. 水平鰭片在上方只適用於其相關減音窗(上懸式)之樓層，如圖所示。
2. 平面圖所列之數字為以毫米標示之建築結構尺寸。

Notes : 1. Horizontal Fin Above is only applicable on the same floor of corresponding acoustic window (top hung type) as shown on plan.
2. The dimensions in floor plans are all structural dimensions in millimeter.

10 發展項目的住宅物業的樓面平面圖
FLOOR PLANS OF RESIDENTIAL PROPERTIES IN THE DEVELOPMENT

每個住宅物業 Each Residential Property	樓層 Floor	單位 Flat								
		A	B	C	D	E	F	G	H	J
層與層之間的高度(毫米) Floor-to-Floor Height (mm)	5樓 5/F	2950, 3225, 3250, 3300, 3400, 3650, 3700	3200, 3250, 3300, 3400, 3450, 3700	3200, 3250, 3300, 3400, 3450, 3650, 3700	3000, 3200, 3250, 3300, 3400, 3450, 3650, 3700	3200, 3250, 3300, 3400, 3650, 3700	3200, 3250, 3300, 3400, 3650, 3700	3250, 3275, 3300, 3450, 3700	3250, 3275, 3300, 3450, 3700	3000, 3200, 3250, 3300, 3400, 3450, 3700
樓板(不包括灰泥)的厚度(毫米) Thickness of Floor Slab (excluding plaster) (mm)		125, 150	150	150	125, 150	150	150	150	150	150

因住宅物業的較高樓層的結構牆的厚度遞減，較高樓層的內部面積，一般比較低樓層的內部面積稍大。

The internal areas of the residential properties on the upper floors will generally be slightly larger than those on the lower floors because of the reducing thickness of the structural walls on the upper floors.

請參閱本售樓說明書第28頁為住宅物業樓面平面圖而設之備註及圖例。

Please refer to page 28 of this sales brochure for the notes and legends for the floor plans of residential properties.

6樓平面圖
6/F FLOOR PLAN

備註 ： 1. 水平鰭片在上方只適用於其相關減音窗(上懸式)之樓層，如圖所示。
2. 平面圖所列之數字為以毫米標示之建築結構尺寸。

Notes : 1. Horizontal Fin Above is only applicable on the same floor of corresponding acoustic window (top hung type) as shown on plan.
2. The dimensions in floor plans are all structural dimensions in millimeter.

10 發展項目的住宅物業的樓面平面圖
FLOOR PLANS OF RESIDENTIAL PROPERTIES IN THE DEVELOPMENT

每個住宅物業 Each Residential Property	樓層 Floor	單位 Flat									
		A	B	C	D	E	F	G	H	J	K
層與層之間的高度(毫米) Floor-to-Floor Height (mm)	6樓 6/F	2825, 3000, 3125, 3200, 3250, 3300, 3475, 3550, 3725	3000, 3250, 3300, 3450, 3500, 3550, 3750	3250, 3300, 3450, 3550, 3750	2750, 2950, 3000, 3050, 3200, 3250, 3300, 3450, 3550	2825, 3000, 3075, 3200, 3250, 3300, 3550, 3750	3050, 3250, 3300, 3450, 3550	3050, 3250, 3300, 3450, 3550	3250, 3300	3250, 3300	3250, 3300, 3550
樓板(不包括灰泥)的厚度(毫米) Thickness of Floor Slab (excluding plaster) (mm)		125, 150	150	150	150	125, 150	150	150	150	150	150

因住宅物業的較高樓層的結構牆的厚度遞減，較高樓層的內部面積，一般比較低樓層的內部面積稍大。
The internal areas of the residential properties on the upper floors will generally be slightly larger than those on the lower floors because of the reducing thickness of the structural walls on the upper floors.

請參閱本售樓說明書第28頁為住宅物業樓面平面圖而設之備註及圖例。
Please refer to page 28 of this sales brochure for the notes and legends for the floor plans of residential properties.

7樓-12樓、15樓-23樓、25樓-33樓及35樓-36樓平面圖
7/F-12/F, 15/F-23/F, 25/F-33/F & 35/F-36/F FLOOR PLAN

J單位露台部份平面圖
(10樓-12樓、15樓-23樓、25樓-33樓及35樓-36樓)
BALCONY PART PLAN FOR FLAT J
(10/F-12/F, 15/F-23/F, 25/F-33/F & 35/F-36/F)

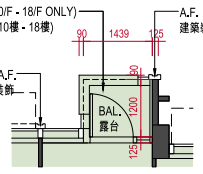

H單位露台部份平面圖
(10樓-12樓、15樓-23樓、25樓-33樓及35樓-36樓)
BALCONY PART PLAN FOR FLAT H
(10/F-12/F, 15/F-23/F, 25/F-33/F & 35/F-36/F)

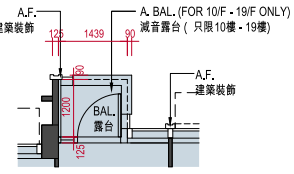

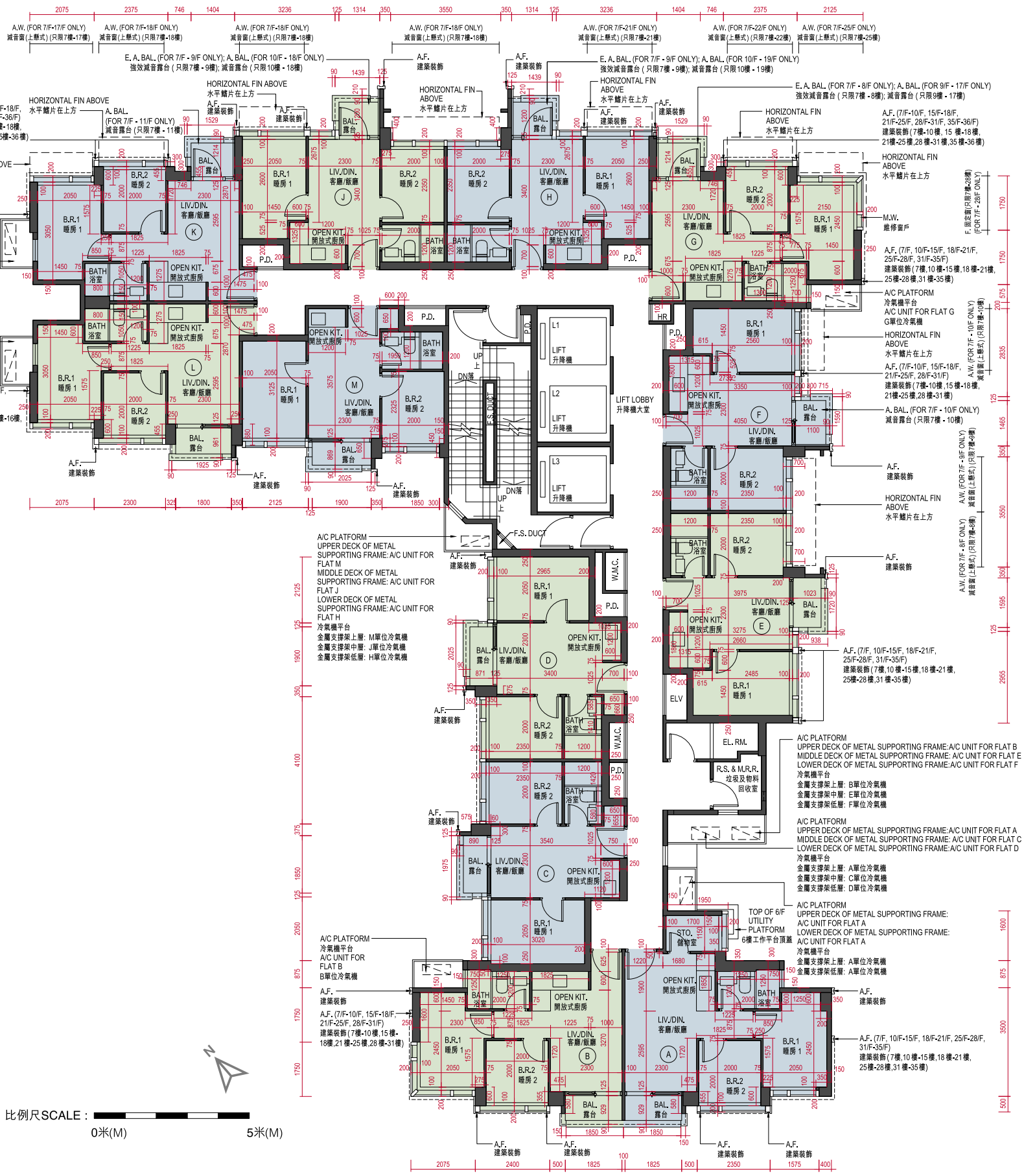

備註 ： 1. 水平鰭片在上方只適用於其相關減音窗(上懸式)之樓層，如圖所示。
2. 平面圖所列之數字為以毫米標示之建築結構尺寸。

Notes : 1. Horizontal Fin Above is only applicable on the same floor of corresponding acoustic window (top hung type) as shown on plan.
2. The dimensions in floor plans are all structural dimensions in millimeter.

10 發展項目的住宅物業的樓面平面圖
FLOOR PLANS OF RESIDENTIAL PROPERTIES IN THE DEVELOPMENT

每個住宅物業 Each Residential Property	樓層 Floor	單位 Flat											
		A	B	C	D	E	F	G	H	J	K	L	M
層與層之間的高度(毫米) Floor-to-Floor Height (mm)	7樓-12樓、15樓-23樓、25樓-33樓及35樓 7/F-12/F, 15/F-23/F, 25/F-33/F & 35/F	3250	3250	3250	3250	3250	3250	3250	3250	3250	3250	3250	3250
樓板(不包括灰泥)的厚度(毫米) Thickness of Floor Slab (excluding plaster) (mm)		125, 150	125, 150	150	150	150	150	125, 150	150	150	125, 150	125, 150	125, 150

每個住宅物業 Each Residential Property	樓層 Floor	單位 Flat											
		A	B	C	D	E	F	G	H	J	K	L	M
層與層之間的高度(毫米) Floor-to-Floor Height (mm)	36樓 36/F	2950, 3000, 3200, 3225, 3250	2850, 2950, 3000, 3150, 3200, 3250, 3400, 3575	3150, 3250, 3300, 3500, 3550, 3750	2750, 2950, 3000, 3200, 3250, 3300, 3550, 3750	3150, 3250, 3300, 3400, 3550, 3750	2750, 2950, 3200, 3250, 3300, 3450, 3550, 3750	2775, 2825, 2950, 3025, 3075, 3200, 3250, 3300	3000, 3150, 3200, 3250, 3450, 3650	2900, 3000, 3150, 3200, 3250, 3450, 3650	2775, 2825, 2950, 3025, 3075, 3200, 3250	2775, 2825, 2950, 3025, 3075, 3200, 3250	2900, 3150, 3200, 3250, 3450, 3500, 3650
樓板(不包括灰泥)的厚度(毫米) Thickness of Floor Slab (excluding plaster) (mm)		125, 150	150	150, 250	150, 250	150	150	125, 150	150, 250	150, 250	125, 150	125, 150	150, 250

因住宅物業的較高樓層的結構牆的厚度遞減，較高樓層的內部面積，一般比較低樓層的內部面積稍大。
The internal areas of the residential properties on the upper floors will generally be slightly larger than those on the lower floors because of the reducing thickness of the structural walls on the upper floors.

請參閱本售樓說明書第28頁為住宅物業樓面平面圖而設之備註及圖例。
Please refer to page 28 of this sales brochure for the notes and legends for the floor plans of residential properties.

37樓平面圖
37/F FLOOR PLAN

備註： 平面圖所列之數字為以毫米標示之建築結構尺寸。

Note: The dimensions in floor plans are all structural dimensions in millimeter.

10 發展項目的住宅物業的樓面平面圖
FLOOR PLANS OF RESIDENTIAL PROPERTIES IN THE DEVELOPMENT

每個住宅物業 Each Residential Property	樓層 Floor	單位 Flat					
		A	B	C	D	E	F
層與層之間的高度(毫米) Floor-to-Floor Height (mm)	37樓 37/F	3325, 3375, 3575, 3625, 3750, 3800	3325, 3375, 3625, 3750, 3800	3325, 3375, 3625, 3750, 3800	3325, 3375, 3625, 3825,	3325, 3375, 3575, 3625, 3825	3325, 3375, 3575, 3625, 3775
樓板(不包括灰泥)的厚度(毫米) Thickness of Floor Slab (excluding plaster) (mm)		175	175	175	175	175	175

因住宅物業的較高樓層的結構牆的厚度遞減，較高樓層的內部面積，一般比較低樓層的內部面積稍大。
The internal areas of the residential properties on the upper floors will generally be slightly larger than those on the lower floors because of the reducing thickness of the structural walls on the upper floors.

請參閱本售樓說明書第28頁為住宅物業樓面平面圖而設之備註及圖例。
Please refer to page 28 of this sales brochure for the notes and legends for the floor plans of residential properties.

10 發展項目的住宅物業的樓面平面圖
FLOOR PLANS OF RESIDENTIAL PROPERTIES IN THE DEVELOPMENT

在本頁上之備註和圖例適用於全部的「發展項目的住宅物業的樓面平面圖」頁數。
The notes and legends on this page apply to all pages of "Floor plans of residential properties in the Development".

樓面平面圖圖例
Legends of the Floor Plans

A. BAL.	=	減音露台 Acoustic Balcony
A.W.	=	減音窗(上懸式) Acoustic Window (Top Hung Type)
A.F.	=	建築裝飾 Architectural Feature
A/C PLATFORM	=	冷氣機平台 Air-conditioner Platform
BAL.	=	露台 Balcony
BAL. ABOVE	=	上層露台位置 Balcony Above
BATH	=	浴室 Bathroom
BATH 1	=	浴室 1 Bathroom 1
BATH 2	=	浴室 2 Bathroom 2
B.R.1	=	睡房 1 Bedroom 1
B.R.2	=	睡房 2 Bedroom 2
B.R.3	=	睡房 3 Bedroom 3
COVER OF BAL.	=	露台頂蓋 Cover of Balcony
DN	=	落 Down
E.A. BAL.	=	強效減音露台 Enhanced Acoustic Balcony
ELV	=	特低壓電線槽 Extra Low Voltage Cable Duct
EL. RM.	=	電掣房 Electrical Room
F.	=	固定窗戶 Fixed Window
F.S. DUCT	=	消防裝置槽 Fire Service Duct
HR	=	消防喉轆 Hose Reel
KIT.	=	廚房 Kitchen
LIV. / DIN.	=	客廳/飯廳 Living Room / Dining Room
M.W.	=	維修窗戶 Maintenance Window
OPEN KIT.	=	開放式廚房 Open Kitchen
P.D.	=	管道槽 Pipe Duct
R.S. & M.R.R.	=	垃圾及物料回收室 Refuse Storage and Material Recovery Room
STO.	=	儲物室 Store Room
TOP of C.W.	=	幕牆頂部 Top of Curtain Wall
U.P.	=	工作平台 Utility Platform
UP	=	上 Up
W.M.C.	=	水錶櫃 Water Meter Cabinet

備註：

1. 部分住宅物業的露台、工作平台、平台或外牆或設有外露之公用喉管，或外牆裝飾板內藏之公用喉管。
2. 部分住宅物業內之部分天花或有跌級樓板，用以安裝上層之機電設備或配合上層之結構、建築設計及/或裝修設計上的需要。
3. 部分住宅物業內或設有假陣或假天花用以安裝冷氣喉管及/或其他機電設備。
4. 樓面平面圖所列之數字為以毫米標示之建築結構尺寸。
5. 各住宅物業的樓面平面圖內所展示之裝置及設備的圖標如浴缸、洗面盆、座廁、淋浴間、洗滌盆、櫃(如有)等乃根據最新經批准的建築圖則擬備，其形狀、尺寸、比例或與實際提供的裝置及設備存在差異，僅供示意及參考之用。
6. 不設4樓、13樓、14樓、24樓及34樓

Notes:

1. Common pipes exposed or enclosed in cladding may be located at the balcony, utility platform, flat roof or external wall of some residential properties.
2. There may be sunken slabs at some parts of the ceiling inside some residential properties for the installation of mechanical and electrical services of the floor above or due to the structural, architectural and/or decoration design requirements of the floor above.
3. There may be ceiling bulkheads or false ceiling inside some residential properties for the installation of air-conditioning conduits and/or other mechanical and electrical services.
4. The dimensions of the floor plans are all structural dimensions in millimeter.
5. Those icons of fittings and appliances shown on the floor plans of residential properties like bathtubs, wash basins, water closets, shower cubicles, sink units, cabinets (if any) etc. are prepared in accordance with the latest approved building plans. Their shapes, dimensions, scales may be differed from the fittings and appliances actually provided and they are for indication and reference only.
6. 4/F, 13/F, 14/F, 24/F and 34/F are omitted.