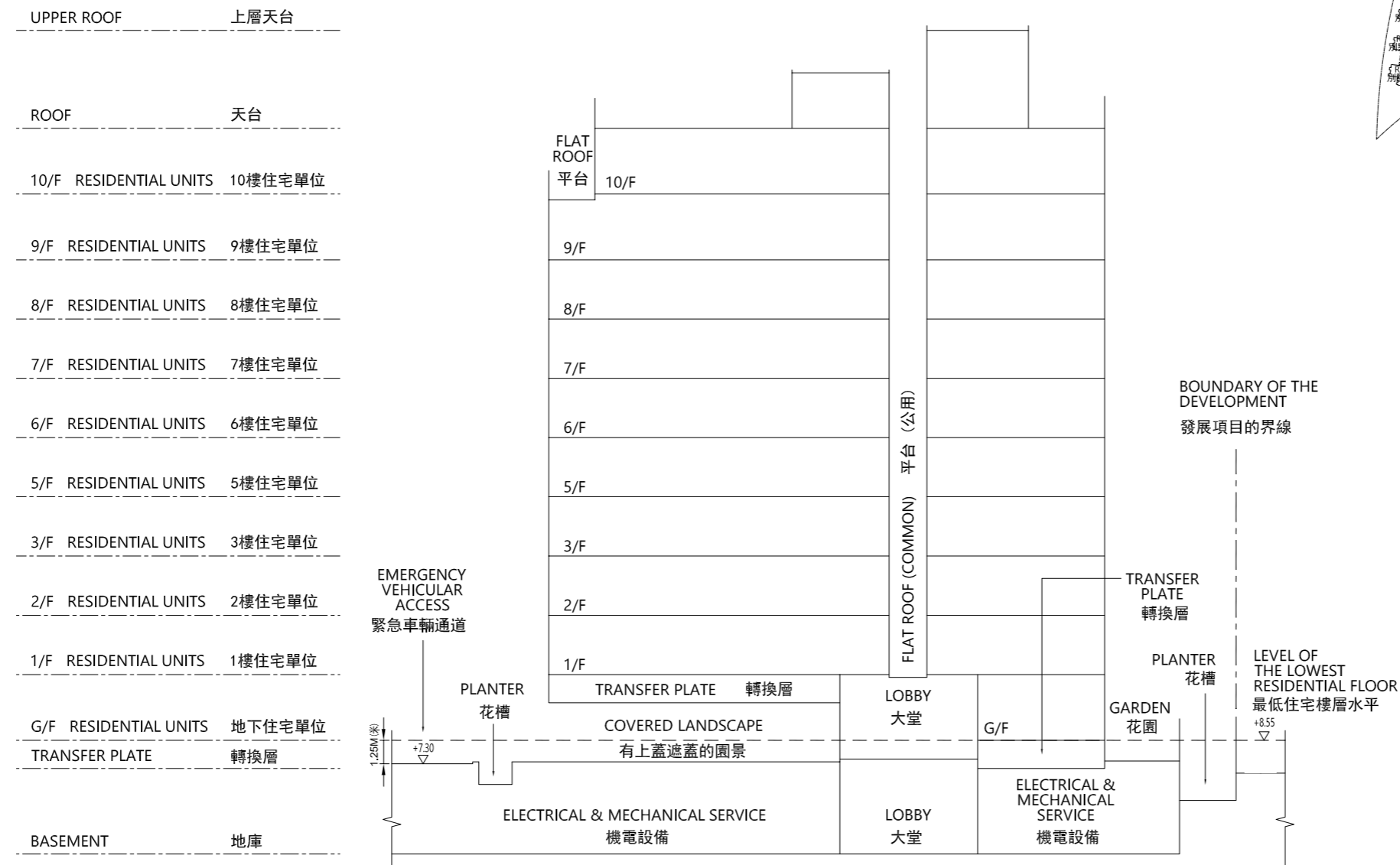


CROSS-SECTION PLAN OF BUILDING IN THE PHASE 期數中的建築物的橫截面圖

T1A
第1A座



CROSS-SECTION PLAN A1
橫截面圖 A1

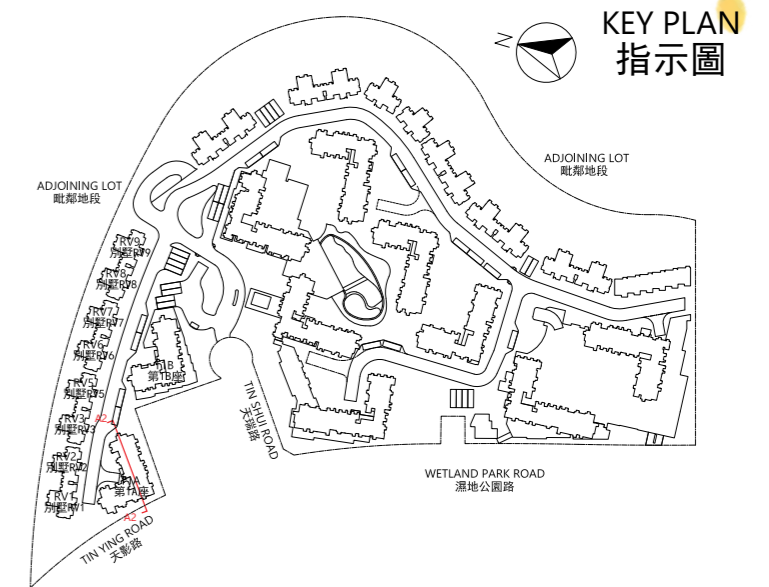
NOTES:

1. ∇ Denotes height (in metres) above the Hong Kong Principal Datum.
2. - - Dotted line denotes the level of the lowest residential floor of the building in the Phase.
3. The part of Emergency Vehicular Access adjacent to the building is 7.30 metres above the Hong Kong Principal Datum.

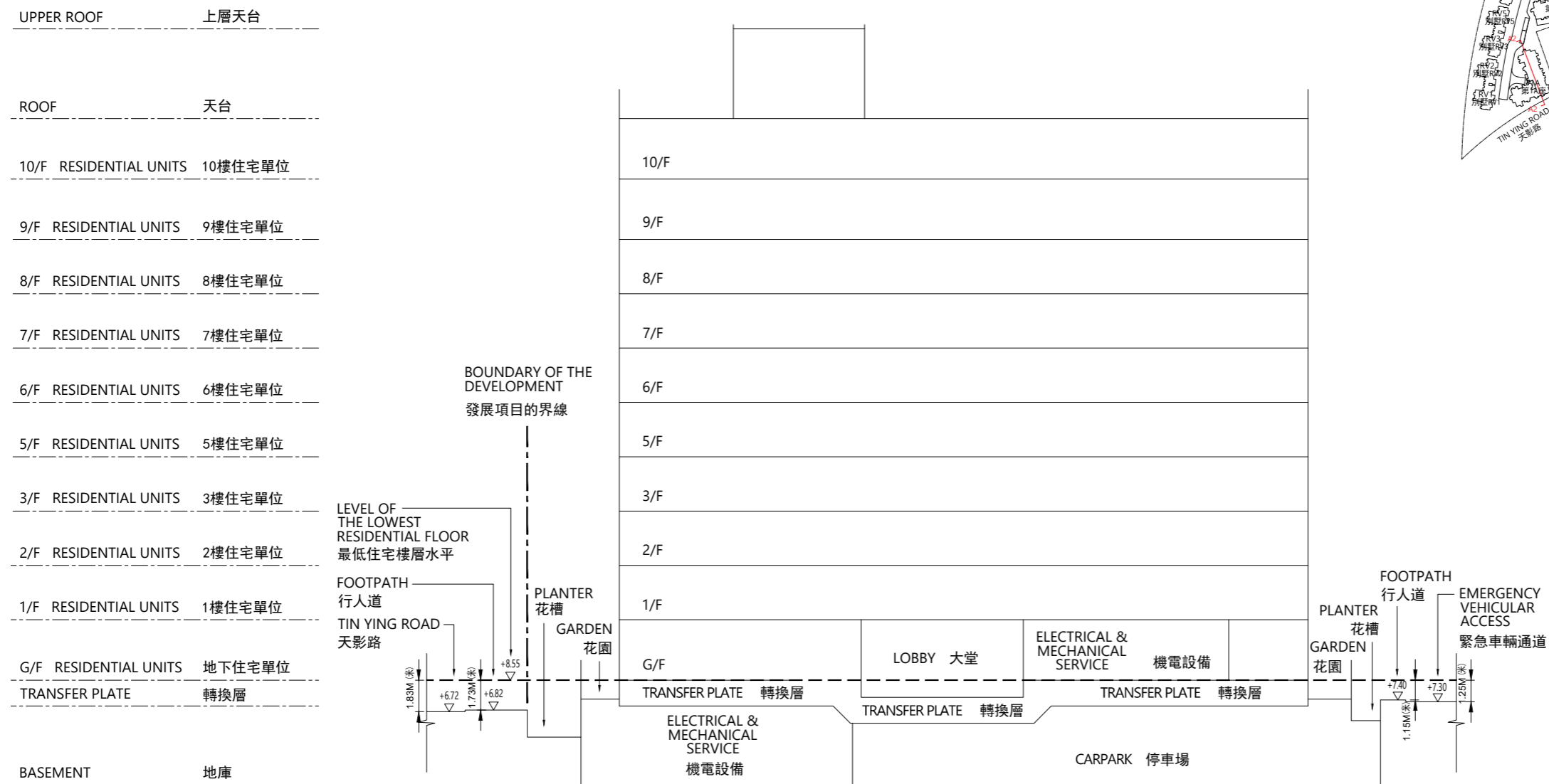
備註:

1. ∇ 代表香港主水平基準以上的高度(米)。
2. - - 虛線代表期數中建築物之最低住宅樓層水平。
3. 毗連建築物的一段緊急車輛通道為香港主水平基準以上7.30米。

CROSS-SECTION PLAN OF BUILDING IN THE PHASE 期數中的建築物的橫截面圖



T1A
第1A座



CROSS-SECTION PLAN A2
橫截面圖 A2

NOTES:

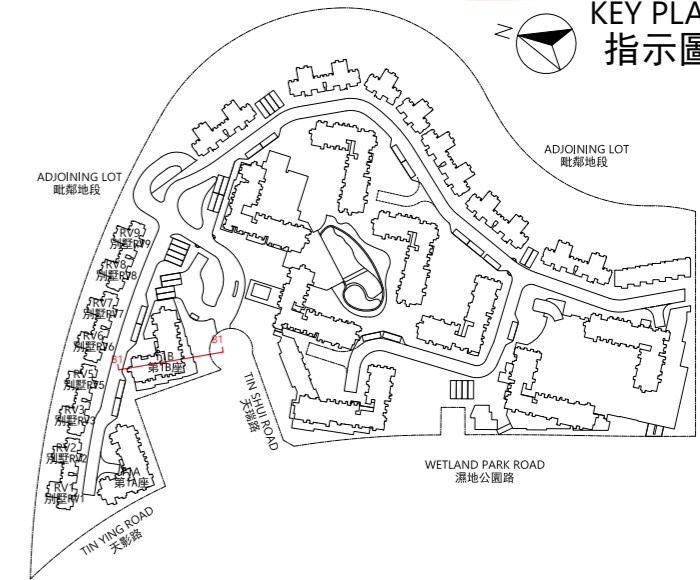
1. ▽ Denotes height (in metres) above the Hong Kong Principal Datum.
2. --- Dotted line denotes the level of the lowest residential floor of the building in the Phase.
3. The part of Tin Ying Road adjacent to the building is 6.72 metres above the Hong Kong Principal Datum.
4. The part of Emergency Vehicular Access adjacent to the building is 7.30 metres above the Hong Kong Principal Datum.
5. The two parts of footpath adjacent to the building are respectively 6.82 and 7.40 metres above the Hong Kong Principal Datum.

備註:

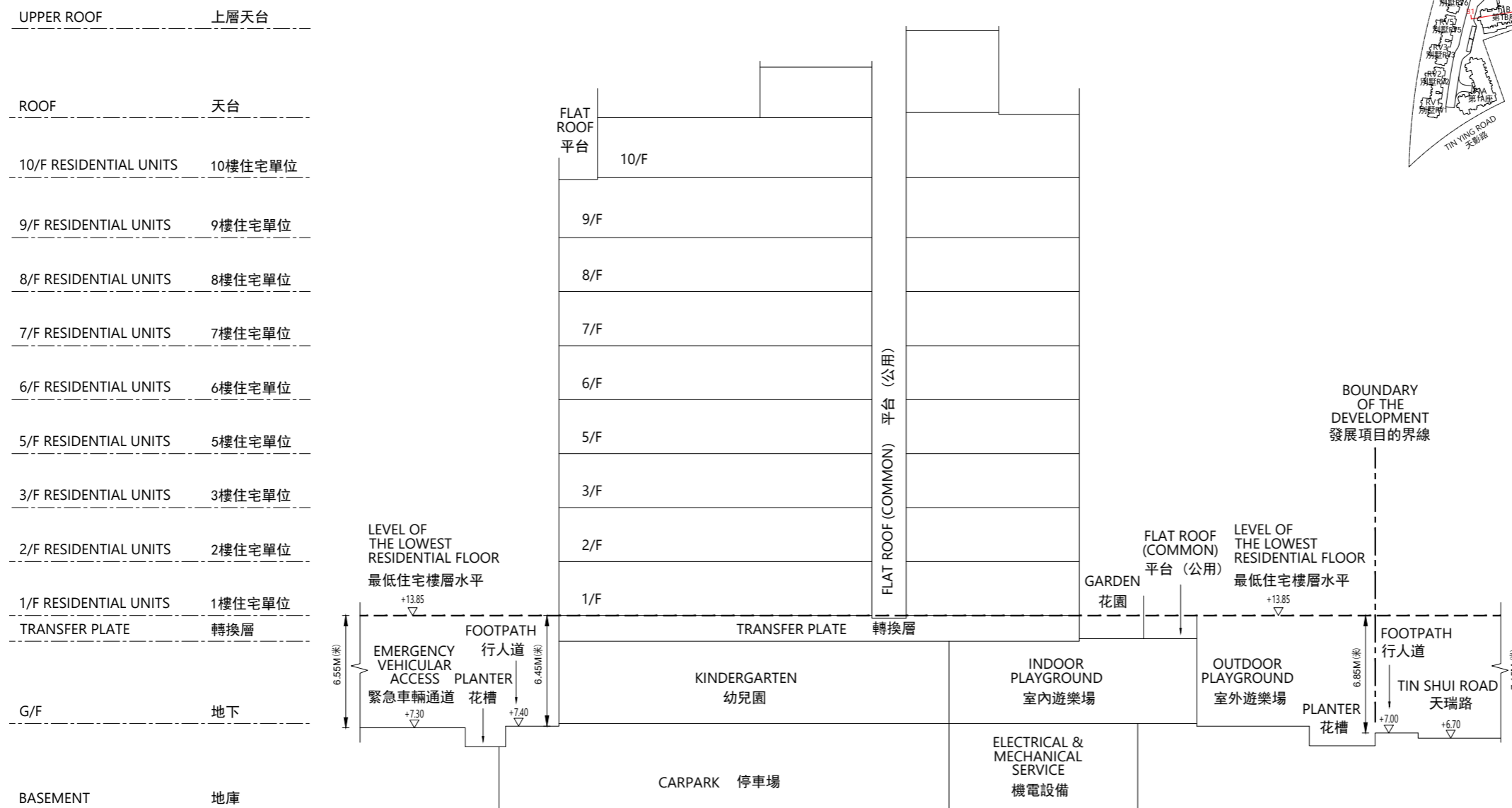
1. ▽ 代表香港主水平基準以上的高度(米)。
2. --- 虛線代表期數中建築物之最低住宅樓層水平。
3. 毗連建築物的一段天影路為香港主水平基準以上6.72米。
4. 毗連建築物的一段緊急車輛通道為香港主水平基準以上7.30米。
5. 毗連建築物的兩段行人道分別為香港主水平基準以上6.82及7.40米。

CROSS-SECTION PLAN OF BUILDING IN THE PHASE 期數中的建築物的橫截面圖

KEY PLAN
指示圖



T1B
第1B座



CROSS-SECTION PLAN B1
橫截面圖 B1

NOTES:

1. ∇ Denotes height (in metres) above the Hong Kong Principal Datum.
2. - - Dotted line denotes the level of the lowest residential floor of the building in the Phase.
3. The part of Tin Shui Road adjacent to the building is 6.70 metres above the Hong Kong Principal Datum.
4. The part of Emergency Vehicular Access adjacent to the building is 7.30 metres above the Hong Kong Principal Datum.
5. The two parts of footpath adjacent to the building are respectively 7.00 and 7.40 metres above the Hong Kong Principal Datum.

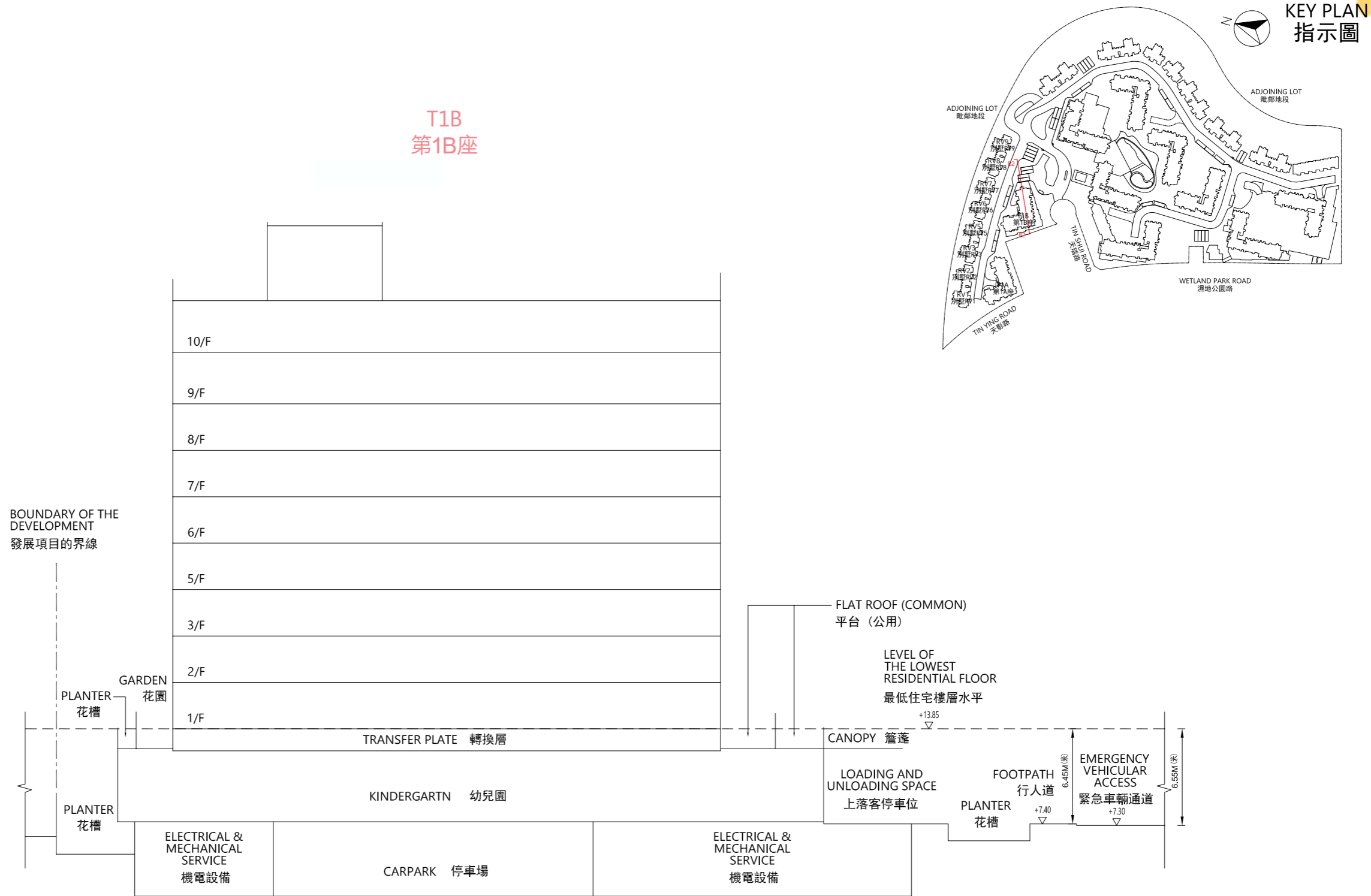
備註:

1. ∇ 代表香港主水平基準以上的高度(米)。
2. - - 虛線代表期數中建築物之最低住宅樓層水平。
3. 毗連建築物的一段天瑞路為香港主水平基準以上6.70米。
4. 毗連建築物的一段緊急車輛通道為香港主水平基準以上7.30米。
5. 毗連建築物的兩段行人道分別為香港主水平基準以上7.00及7.40米。

CROSS-SECTION PLAN OF BUILDING IN THE PHASE 期數中的建築物的橫截面圖

T1B
第1B座

UPPER ROOF	上層天台
ROOF	天台
10/F RESIDENTIAL UNITS	10樓住宅單位
9/F RESIDENTIAL UNITS	9樓住宅單位
8/F RESIDENTIAL UNITS	8樓住宅單位
7/F RESIDENTIAL UNITS	7樓住宅單位
6/F RESIDENTIAL UNITS	6樓住宅單位
5/F RESIDENTIAL UNITS	5樓住宅單位
3/F RESIDENTIAL UNITS	3樓住宅單位
2/F RESIDENTIAL UNITS	2樓住宅單位
1/F RESIDENTIAL UNITS	1樓住宅單位
TRANSFER PLATE	轉換層
G/F	地下
BASEMENT	地庫



CROSS-SECTION PLAN B2
橫截面圖 B2

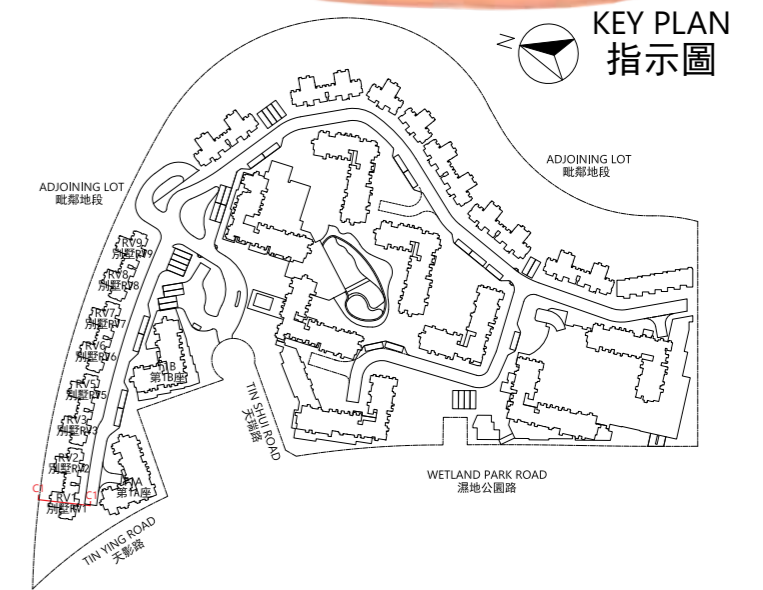
NOTES:

1. ▽ Denotes height (in metres) above the Hong Kong Principal Datum.
2. - - Dotted line denotes the level of the lowest residential floor of the building in the Phase.
3. The part of Emergency Vehicular Access adjacent to the building is 7.30 metres above the Hong Kong Principal Datum.
4. The part of footpath adjacent to the building is 7.40 metres above the Hong Kong Principal Datum.

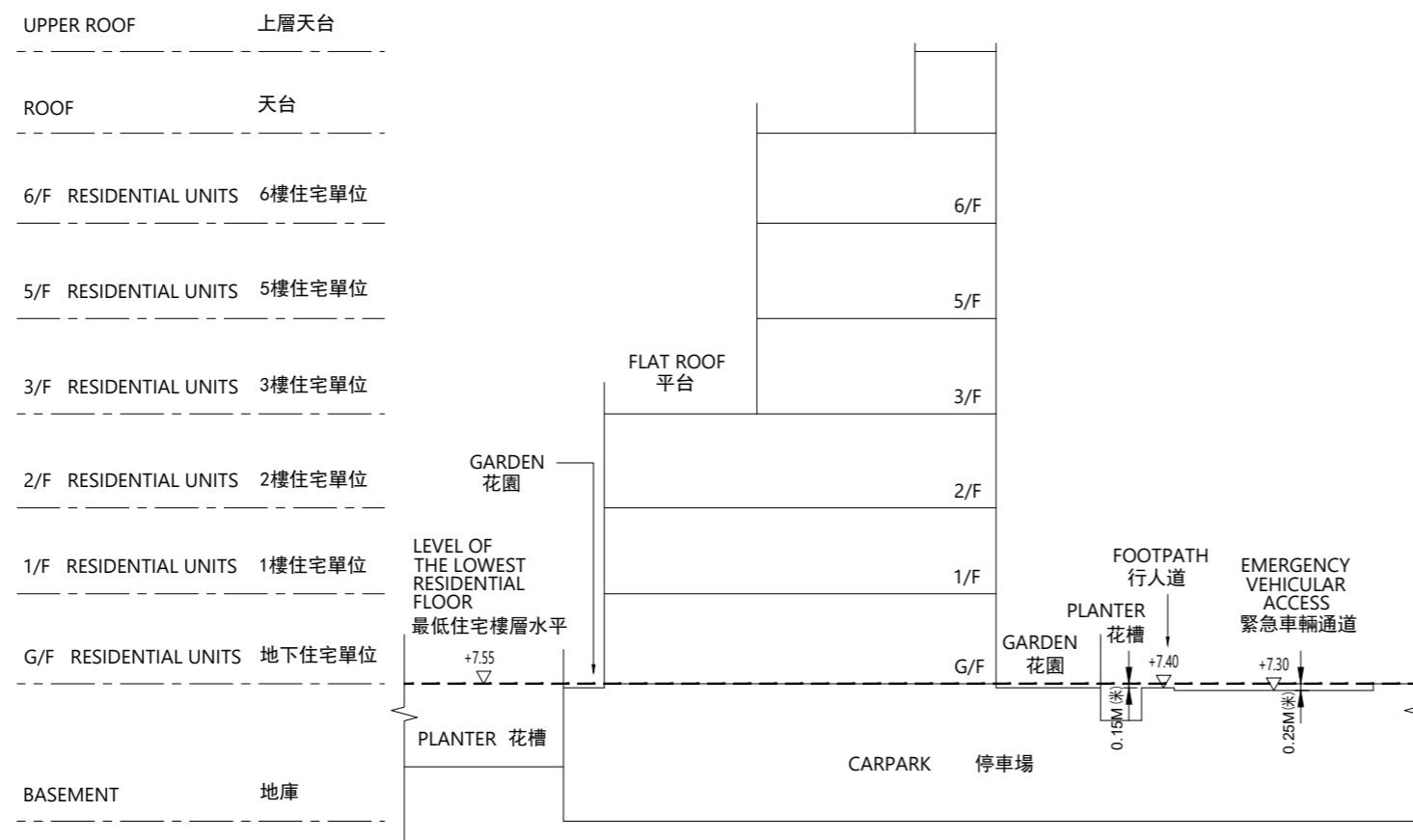
備註:

1. ▽ 代表香港主水平基準以上的高度(米)。
2. - - 虛線代表期數中建築物之最低住宅樓層水平。
3. 毗連建築物的一段緊急車輛通道為香港主水平基準以上7.30米。
4. 毗連建築物的一段行人道為香港主水平基準以上7.40米。

CROSS-SECTION PLAN OF BUILDING IN THE PHASE 期數中的建築物的橫截面圖



RV1 別墅RV1



CROSS-SECTION PLAN C1
橫截面圖 C1

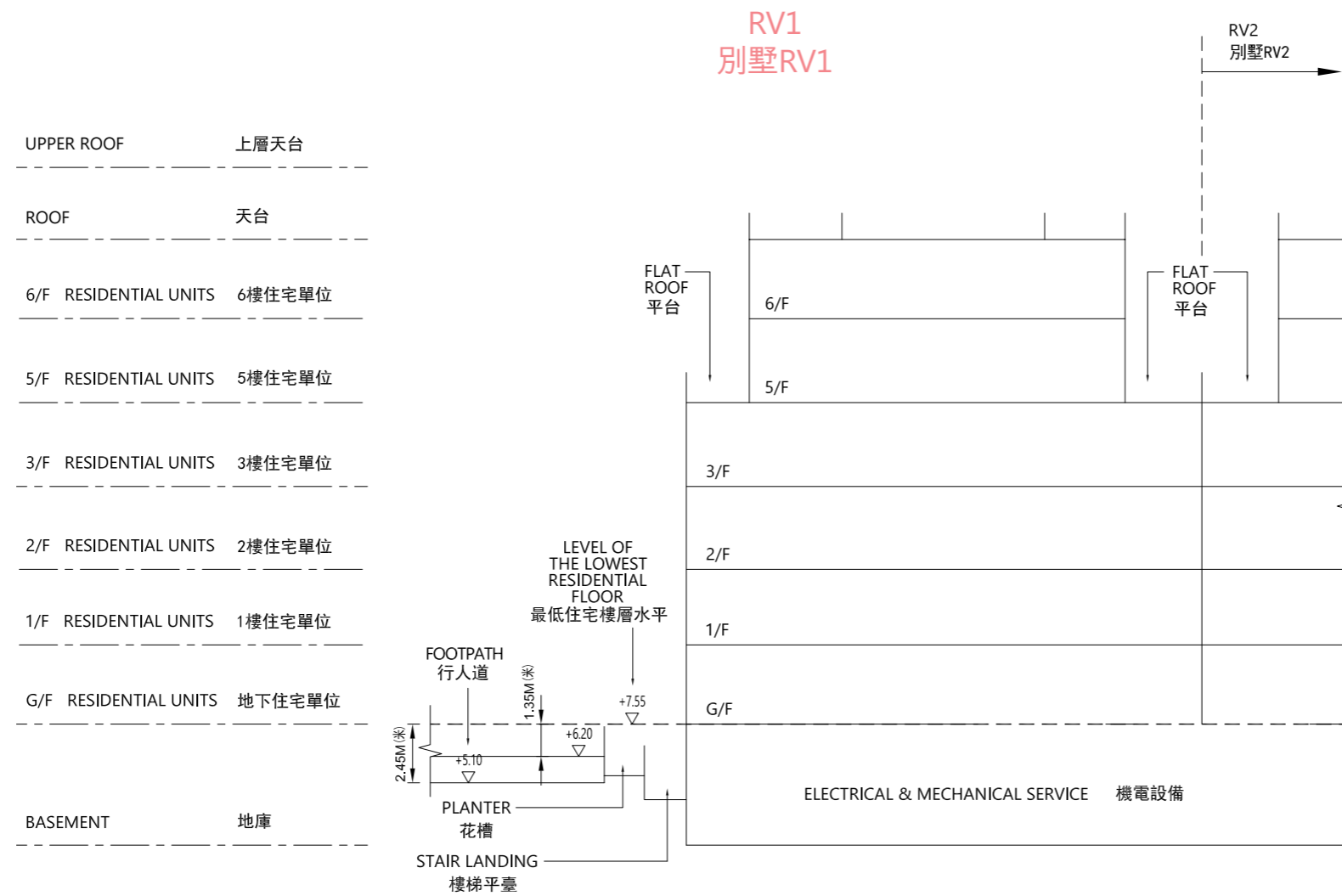
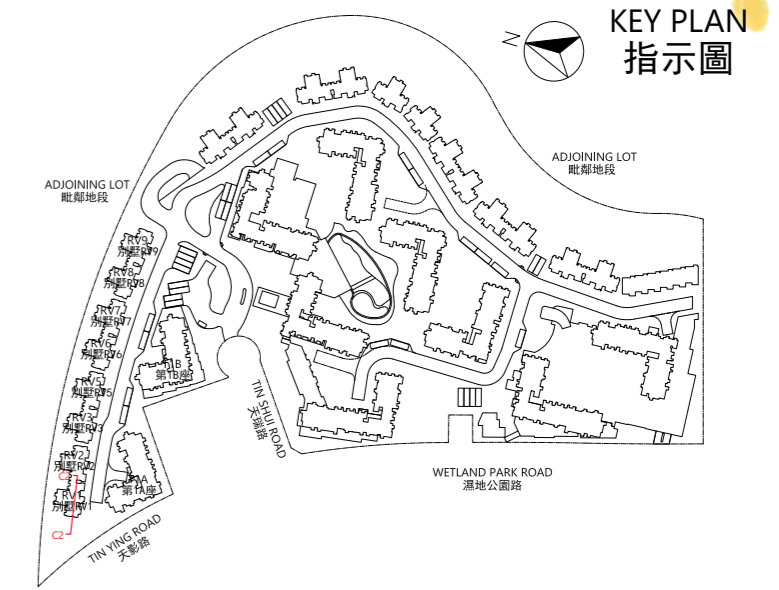
NOTES:

1. ∇ Denotes height (in metres) above the Hong Kong Principal Datum.
2. - - Dotted line denotes the level of the lowest residential floor of the building in the Phase.
3. The part of Emergency Vehicular Access adjacent to the building is 7.30 metres above the Hong Kong Principal Datum.
4. The part of footpath adjacent to the building is 7.40 metres above the Hong Kong Principal Datum.

備註：

1. ∇ 代表香港主水平基準以上的高度(米)。
2. - - 虛線代表期數中建築物之最低住宅樓層水平。
3. 毗連建築物的一段緊急車輛通道為香港主水平基準以上7.30米。
4. 毗連建築物的一段行人道為香港主水平基準以上7.40米。

CROSS-SECTION PLAN OF BUILDING IN THE PHASE 期數中的建築物的橫截面圖



CROSS-SECTION PLAN C2
橫截面圖 C2

NOTES:

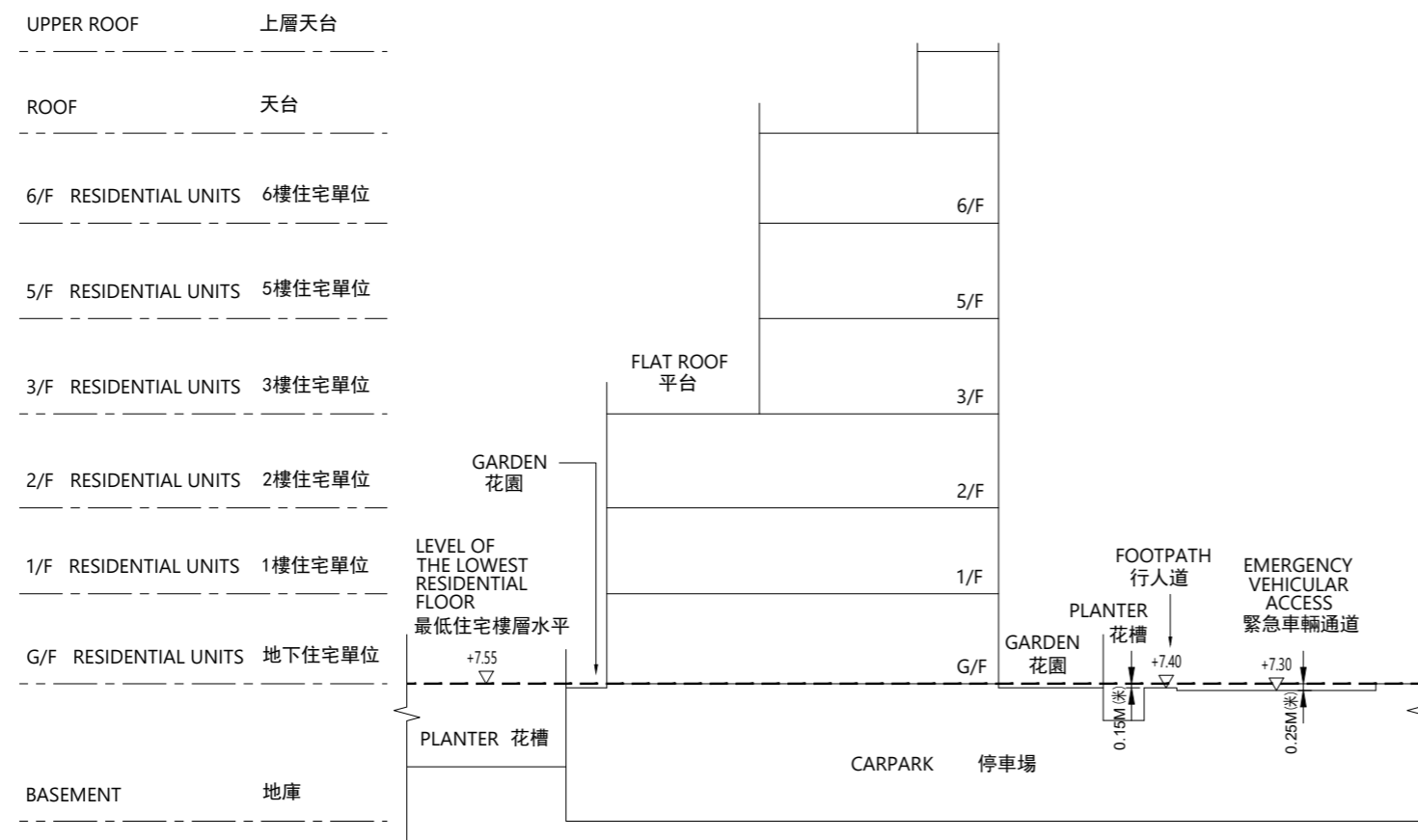
1. ▽ Denotes height (in metres) above the Hong Kong Principal Datum.
2. - - Dotted line denotes the level of the lowest residential floor of the building in the Phase.
3. The part of footpath adjacent to the building is 5.10 to 6.20 metres above the Hong Kong Principal Datum.

備註：

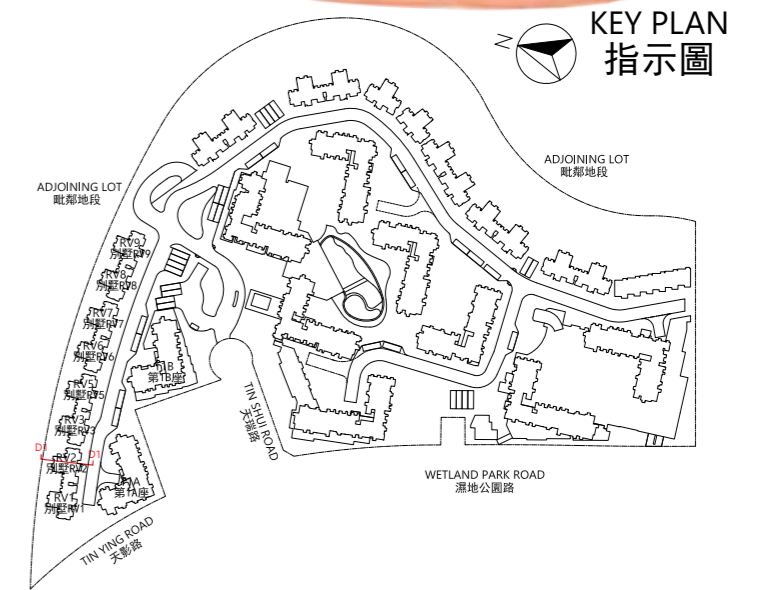
1. ▽ 代表香港主水平基準以上的高度(米)。
2. - - 虛線代表期數中建築物之最低住宅樓層水平。
3. 毗連建築物的一段行人道為香港主水平基準以上5.10至6.20米。

CROSS-SECTION PLAN OF BUILDING IN THE PHASE 期數中的建築物的橫截面圖

RV2 別墅RV2



CROSS-SECTION PLAN D1
橫截面圖 D1



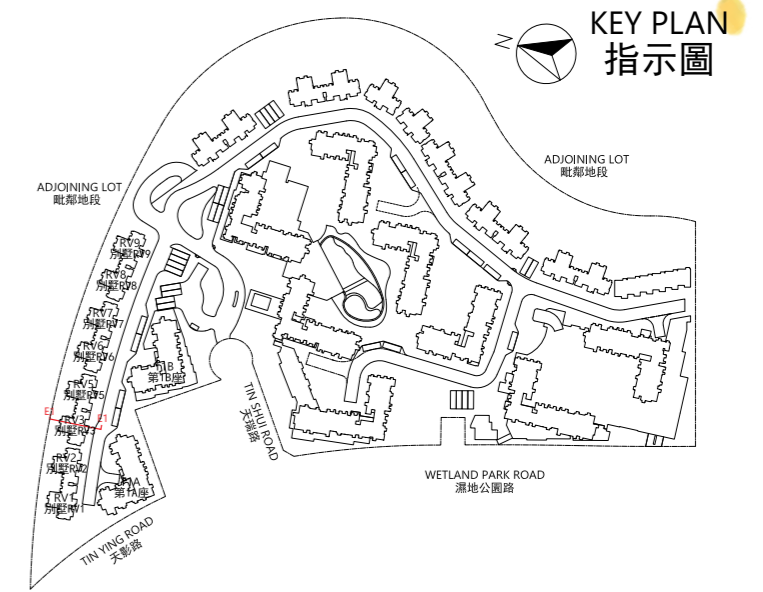
NOTES:

1. ∇ Denotes height (in metres) above the Hong Kong Principal Datum.
2. - - Dotted line denotes the level of the lowest residential floor of the building in the Phase.
3. The part of Emergency Vehicular Access adjacent to the building is 7.30 metres above the Hong Kong Principal Datum.
4. The part of footpath adjacent to the building is 7.40 metres above the Hong Kong Principal Datum.

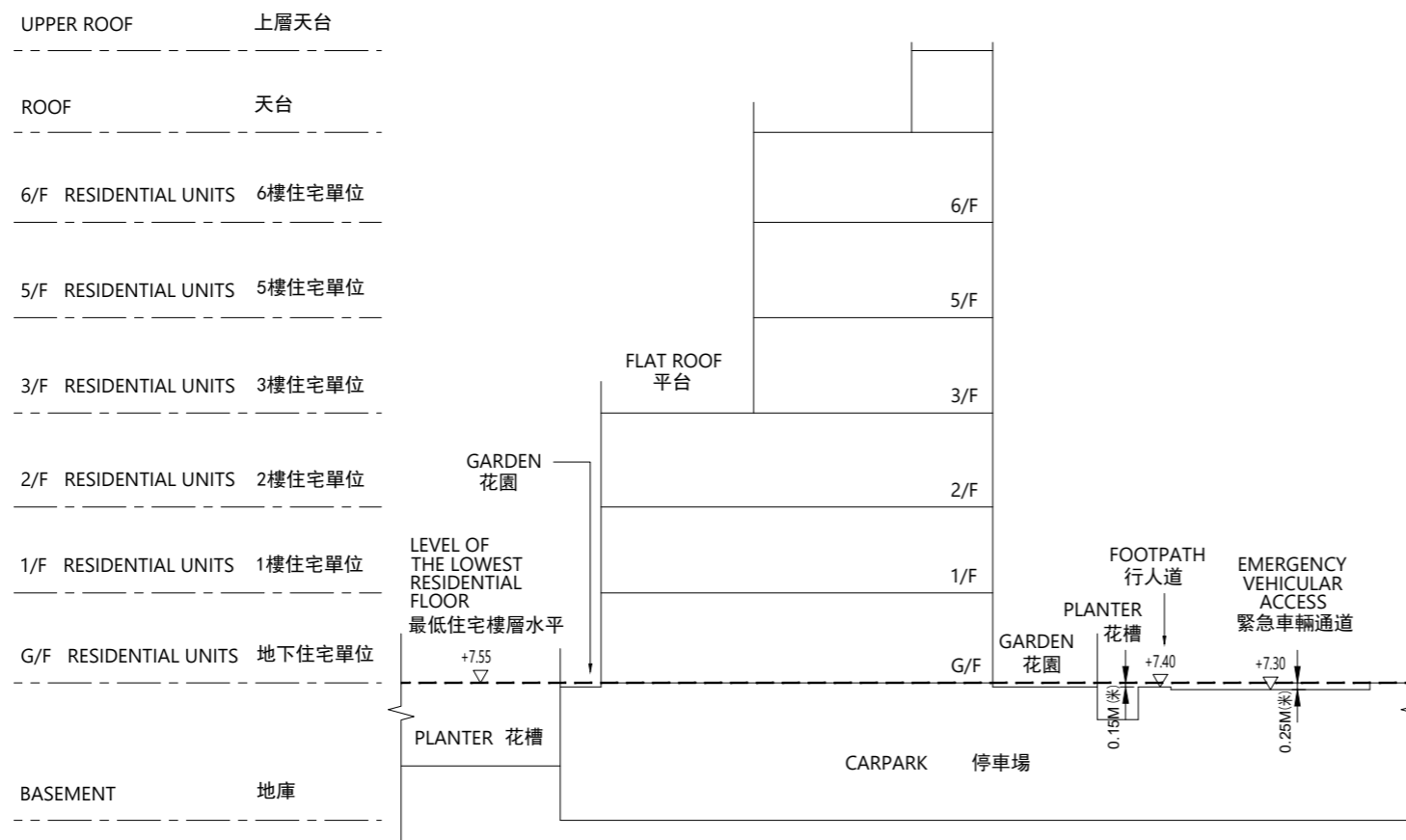
備註:

1. ∇ 代表香港主水平基準以上的高度(米)。
2. - - 虛線代表期數中建築物之最低住宅樓層水平。
3. 毗連建築物的一段緊急車輛通道為香港主水平基準以上7.30米。
4. 毗連建築物的一段行人道為香港主水平基準以上7.40米。

CROSS-SECTION PLAN OF BUILDING IN THE PHASE 期數中的建築物的橫截面圖



RV3 別墅RV3



CROSS-SECTION PLAN E1
橫截面圖 E1

NOTES:

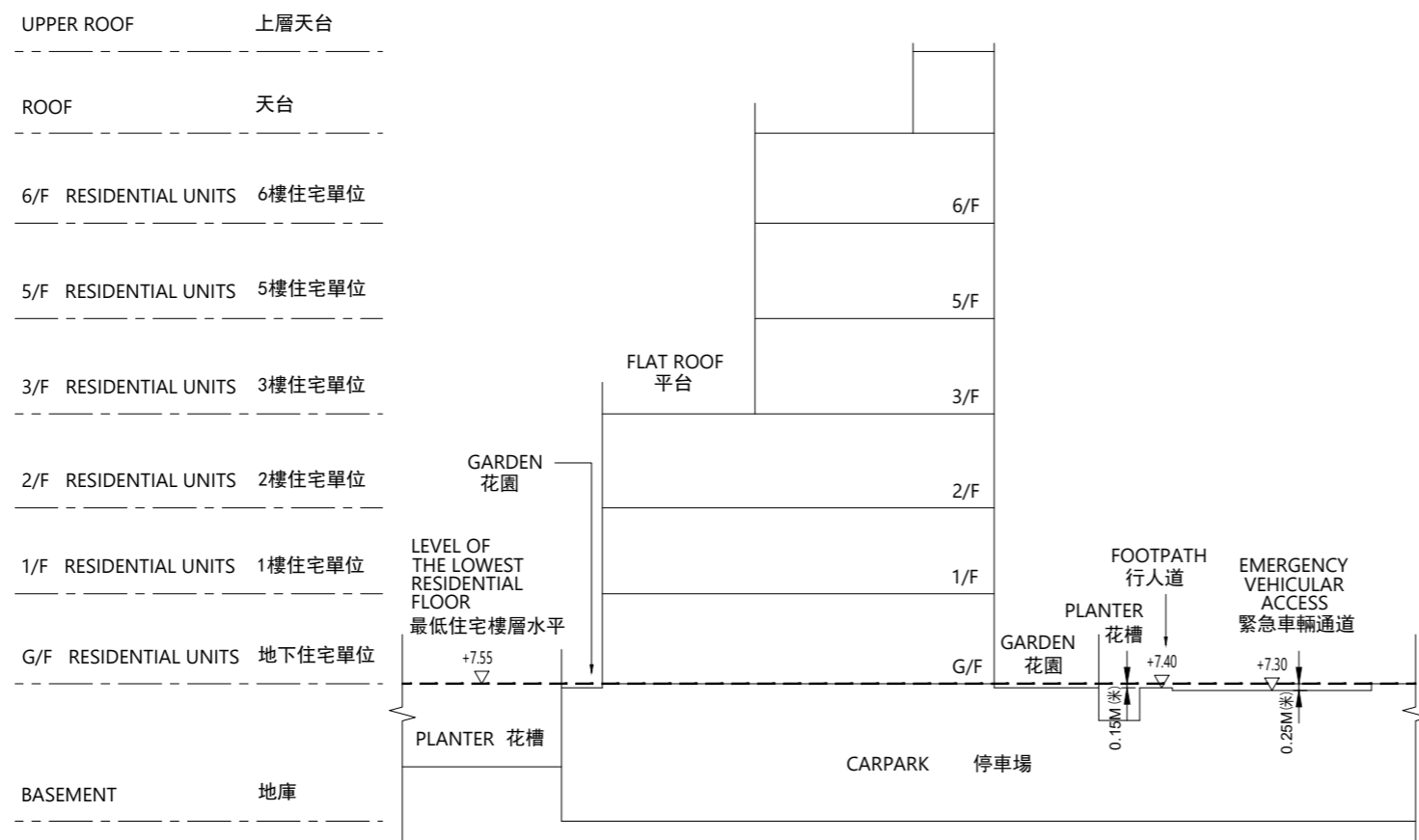
1. ∇ Denotes height (in metres) above the Hong Kong Principal Datum.
2. --Dotted line denotes the level of the lowest residential floor of the building in the Phase.
3. The part of Emergency Vehicular Access adjacent to the building is 7.30 metres above the Hong Kong Principal Datum.
4. The part of footpath adjacent to the building is 7.40 metres above the Hong Kong Principal Datum.

備註：

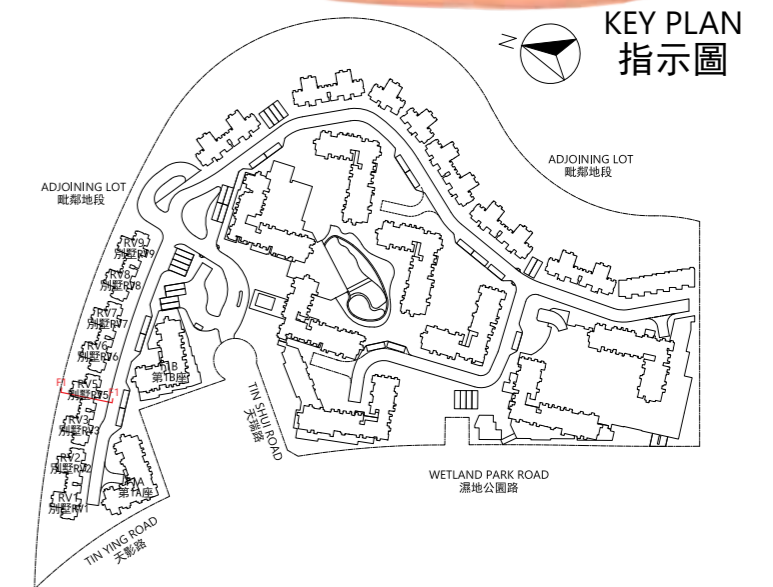
1. ∇ 代表香港主水平基準以上的高度(米)。
2. -- 虛線代表期數中建築物之最低住宅樓層水平。
3. 毗連建築物的一段緊急車輛通道為香港主水平基準以上7.30米。
4. 毗連建築物的一段行人道為香港主水平基準以上7.40米。

CROSS-SECTION PLAN OF BUILDING IN THE PHASE 期數中的建築物的橫截面圖

RV5 別墅RV5



CROSS-SECTION PLAN F1
橫截面圖 F1



NOTES:

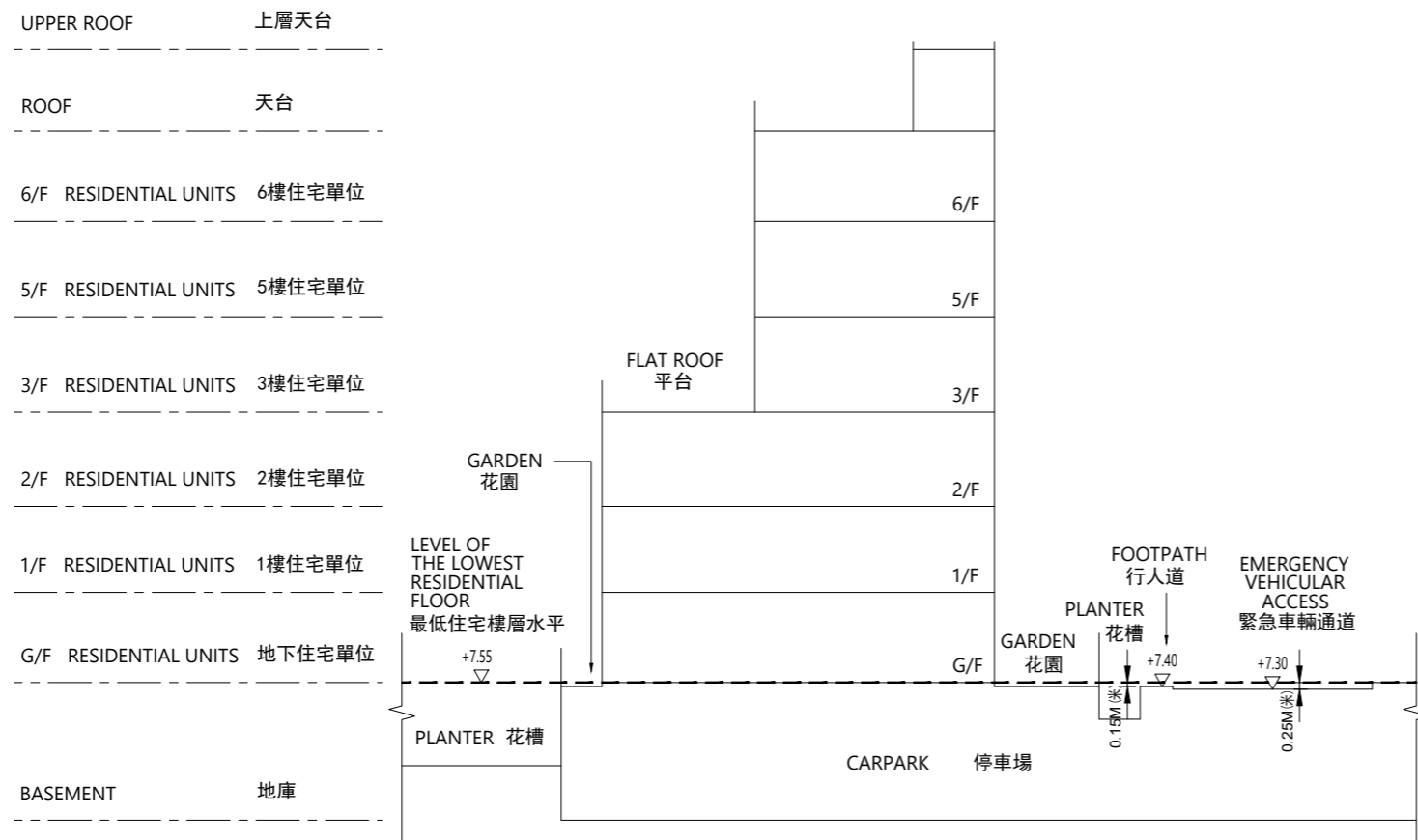
1. ∇ Denotes height (in metres) above the Hong Kong Principal Datum.
2. --- Dotted line denotes the level of the lowest residential floor of the building in the Phase.
3. The part of Emergency Vehicular Access adjacent to the building is 7.30 metres above the Hong Kong Principal Datum.
4. The part of footpath adjacent to the building is 7.40 metres above the Hong Kong Principal Datum.

備註：

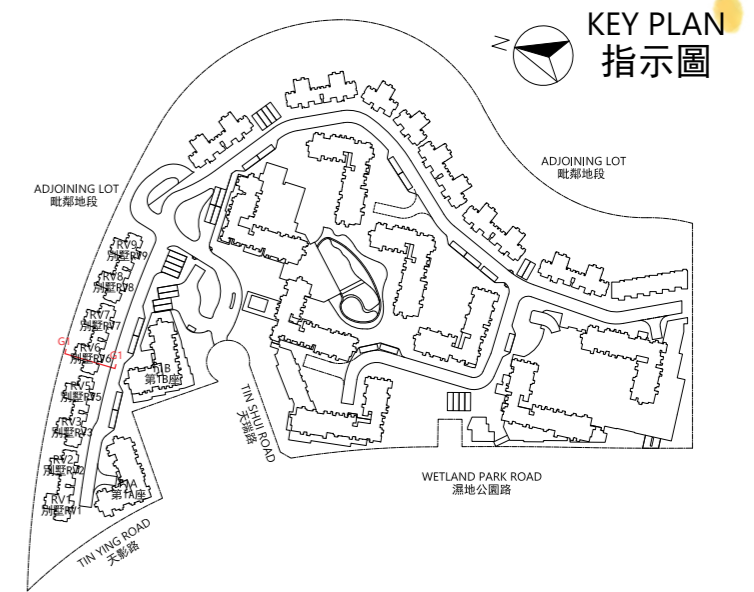
1. ∇ 代表香港主水平基準以上的高度(米)。
2. --- 虛線代表期數中建築物之最低住宅樓層水平。
3. 毗連建築物的一段緊急車輛通道為香港主水平基準以上7.30米。
4. 毗連建築物的一段行人道為香港主水平基準以上7.40米。

CROSS-SECTION PLAN OF BUILDING IN THE PHASE 期數中的建築物的橫截面圖

RV6 別墅RV6



CROSS-SECTION PLAN G1
橫截面圖 G1



NOTES:

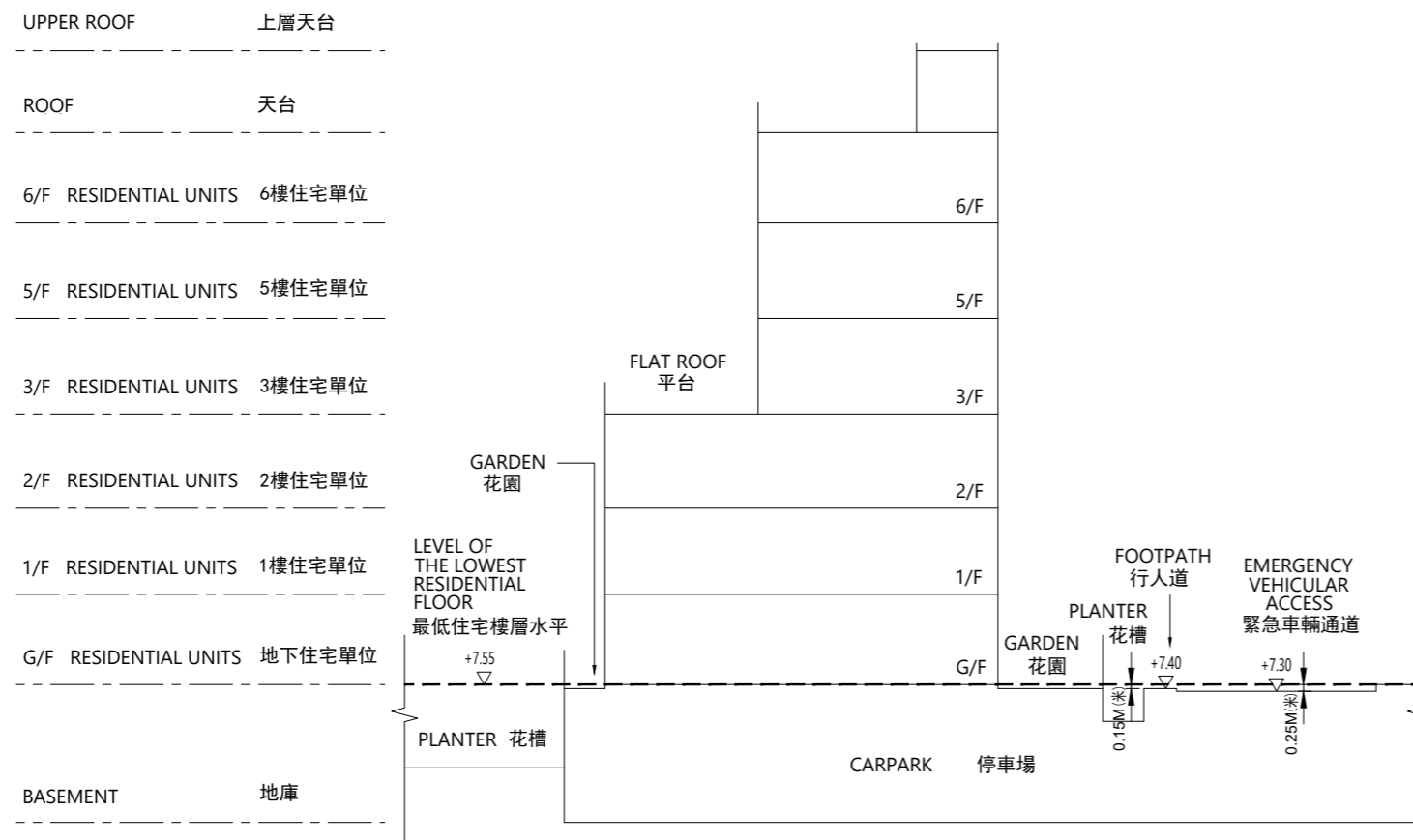
1. ∇ Denotes height (in metres) above the Hong Kong Principal Datum.
2. - - Dotted line denotes the level of the lowest residential floor of the building in the Phase.
3. The part of Emergency Vehicular Access adjacent to the building is 7.30 metres above the Hong Kong Principal Datum.
4. The part of footpath adjacent to the building is 7.40 metres above the Hong Kong Principal Datum.

備註：

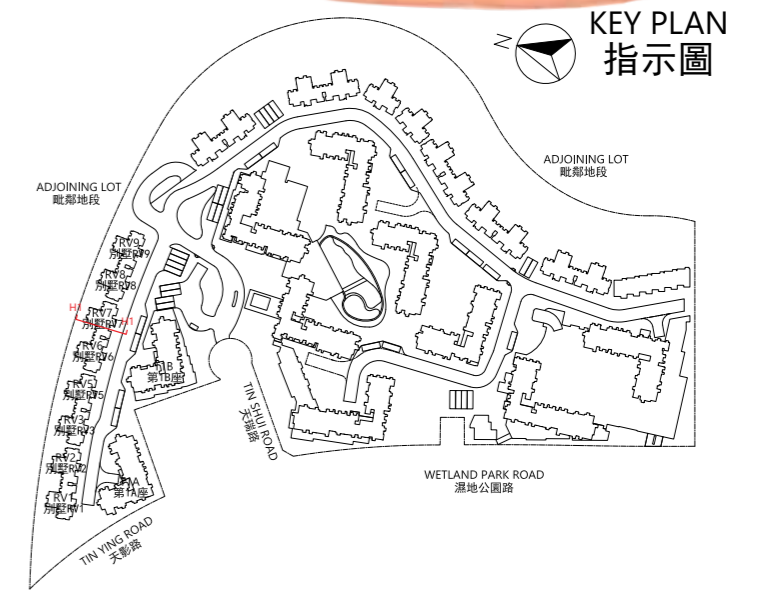
1. ∇ 代表香港主水平基準以上的高度(米)。
2. - - 虛線代表期數中建築物之最低住宅樓層水平。
3. 毗連建築物的一段緊急車輛通道為香港主水平基準以上7.30米。
4. 毗連建築物的一段行人道為香港主水平基準以上7.40米。

CROSS-SECTION PLAN OF BUILDING IN THE PHASE 期數中的建築物的橫截面圖

RV7 別墅RV7



CROSS-SECTION PLAN H1
橫截面圖 H1



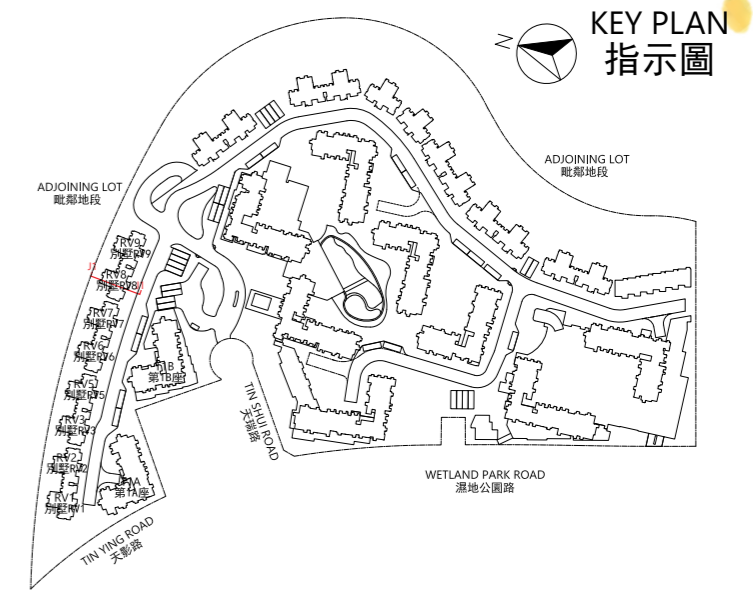
NOTES:

1. ▽ Denotes height (in metres) above the Hong Kong Principal Datum.
2. - - Dotted line denotes the level of the lowest residential floor of the building in the Phase.
3. The part of Emergency Vehicular Access adjacent to the building is 7.30 metres above the Hong Kong Principal Datum.
4. The part of footpath adjacent to the building is 7.40 metres above the Hong Kong Principal Datum.

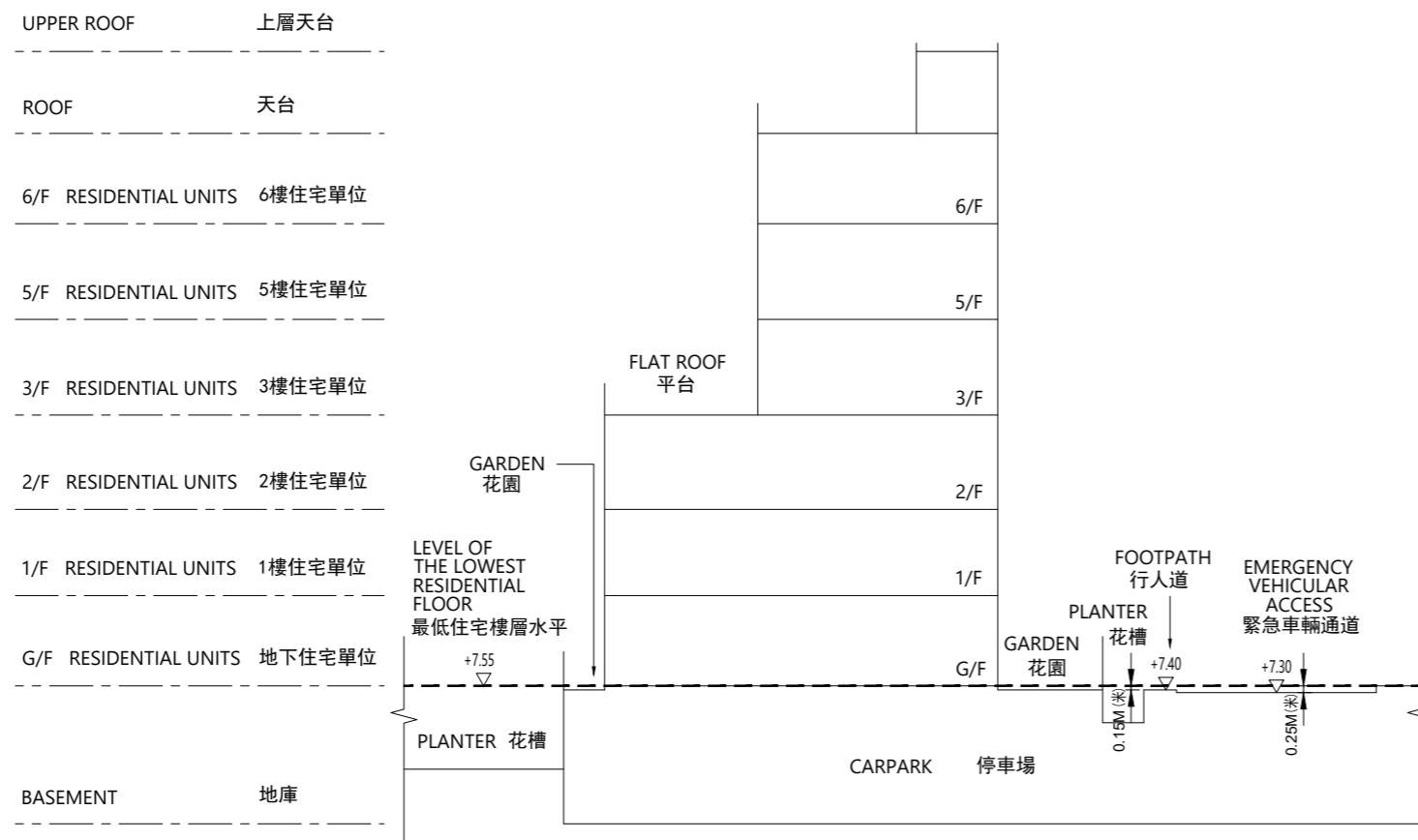
備註:

1. ▽ 代表香港主水平基準以上的高度(米)。
2. - - 虛線代表期數中建築物之最低住宅樓層水平。
3. 毗連建築物的一段緊急車輛通道為香港主水平基準以上7.30米。
4. 毗連建築物的一段行人道為香港主水平基準以上7.40米。

CROSS-SECTION PLAN OF BUILDING IN THE PHASE 期數中的建築物的橫截面圖



RV8 別墅RV8



CROSS-SECTION PLAN J1
橫截面圖 J1

NOTES:

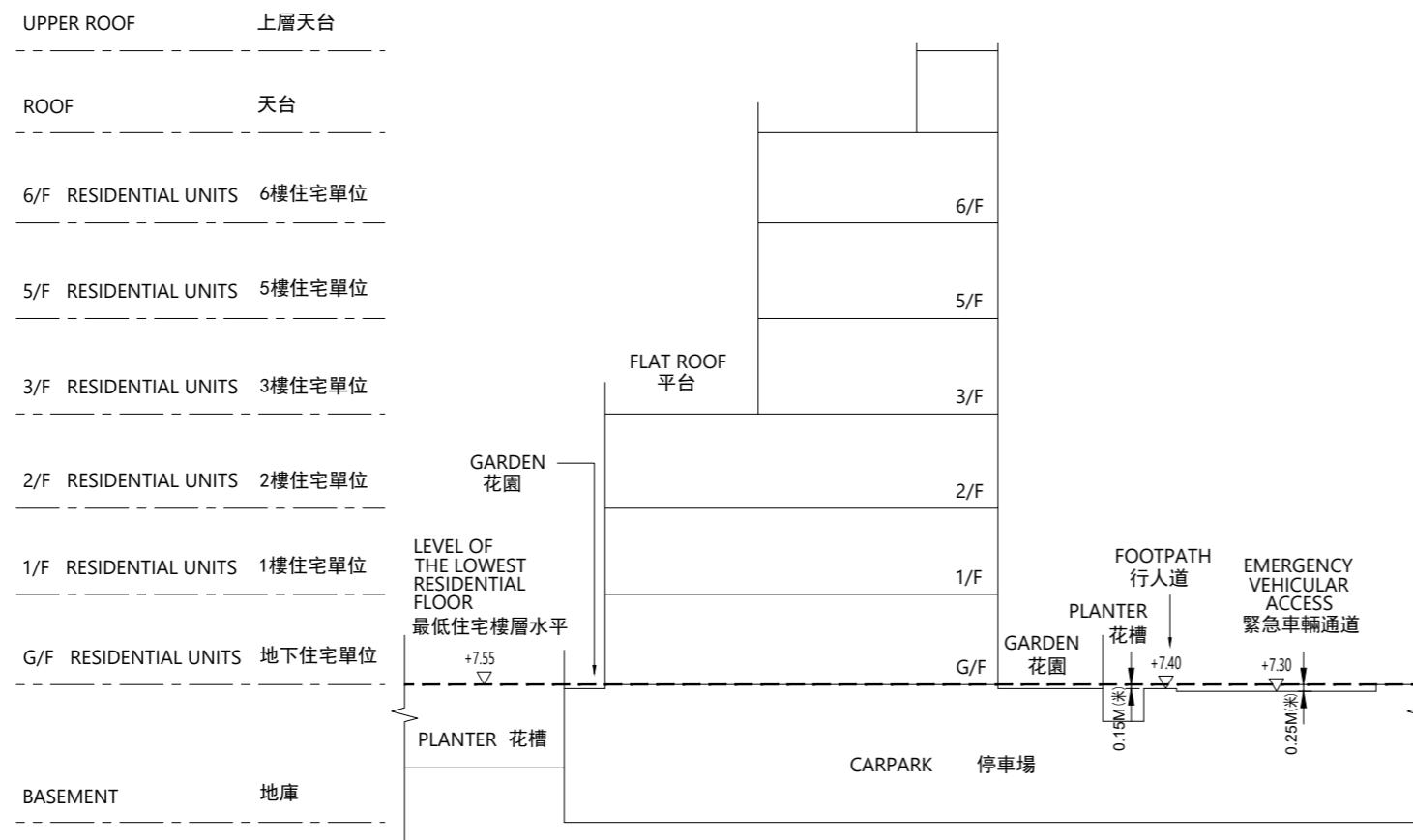
1. ▽ Denotes height (in metres) above the Hong Kong Principal Datum.
2. --Dotted line denotes the level of the lowest residential floor of the building in the Phase.
3. The part of Emergency Vehicular Access adjacent to the building is 7.30 metres above the Hong Kong Principal Datum.
4. The part of footpath adjacent to the building is 7.40 metres above the Hong Kong Principal Datum.

備註：

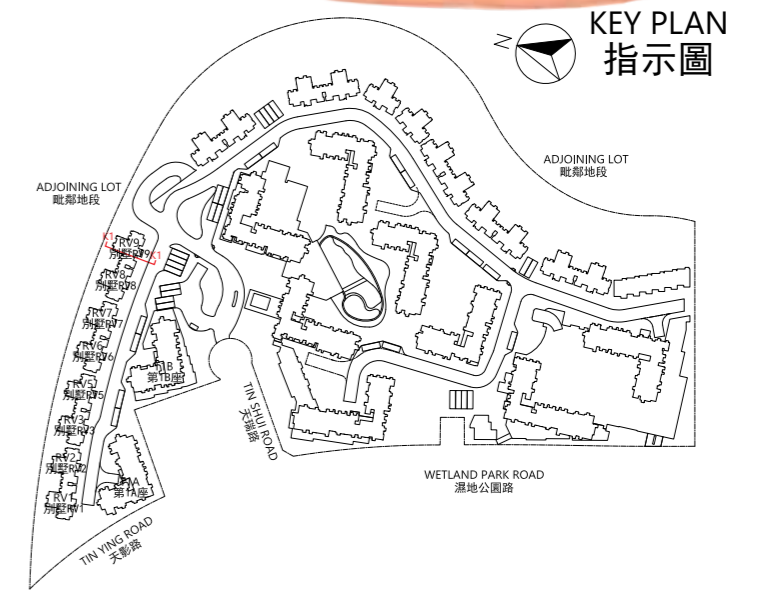
1. ▽ 代表香港主水平基準以上的高度(米)。
2. -- 虛線代表期數中建築物之最低住宅樓層水平。
3. 毗連建築物的一段緊急車輛通道為香港主水平基準以上7.30米。
4. 毗連建築物的一段行人道為香港主水平基準以上7.40米。

CROSS-SECTION PLAN OF BUILDING IN THE PHASE 期數中的建築物的橫截面圖

RV9 別墅RV9



CROSS-SECTION PLAN K1
橫截面圖 K1



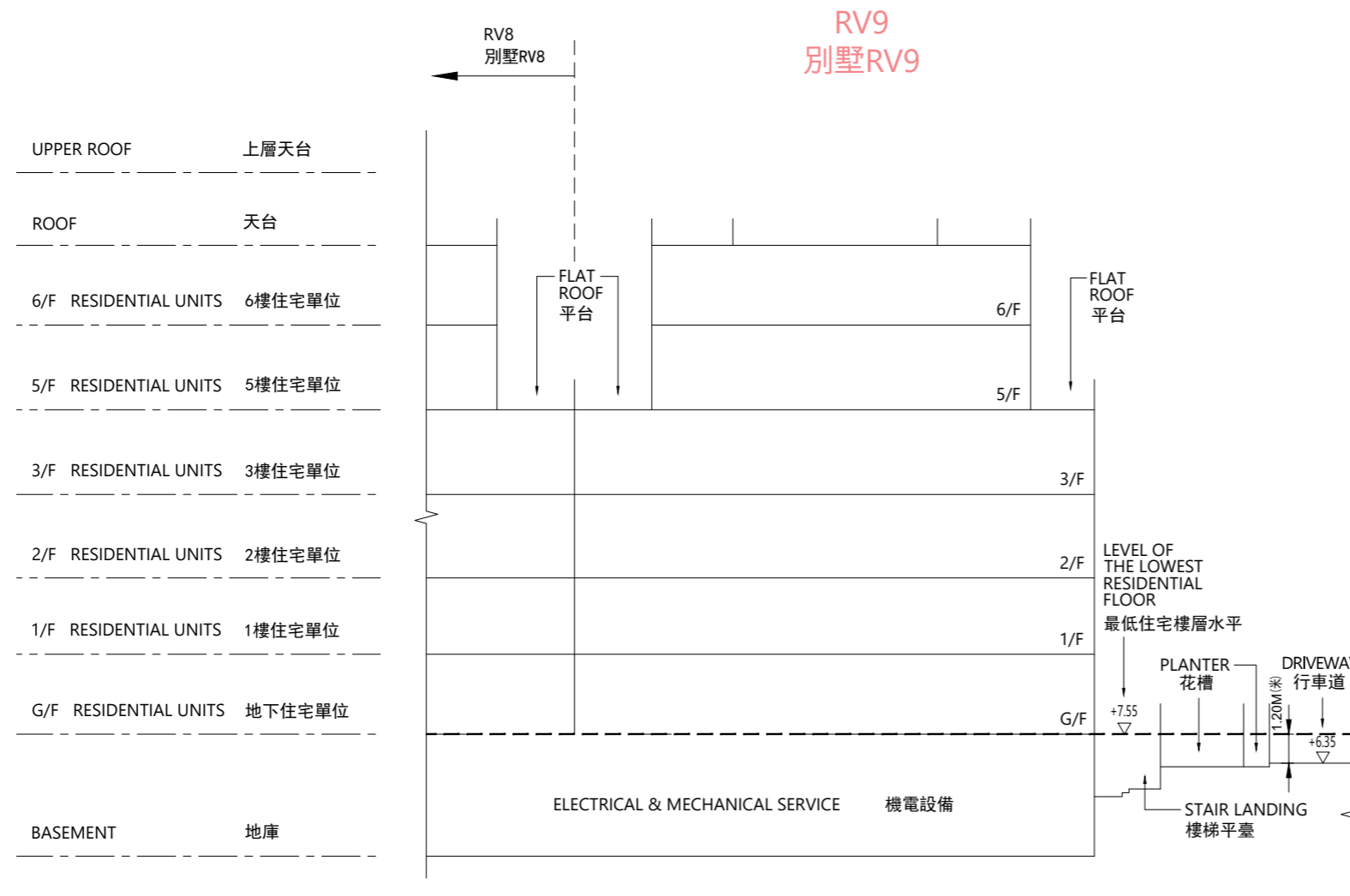
NOTES:

1. ∇ Denotes height (in metres) above the Hong Kong Principal Datum.
2. - - Dotted line denotes the level of the lowest residential floor of the building in the Phase.
3. The part of Emergency Vehicular Access adjacent to the building is 7.30 metres above the Hong Kong Principal Datum.
4. The part of footpath adjacent to the building is 7.40 metres above the Hong Kong Principal Datum.

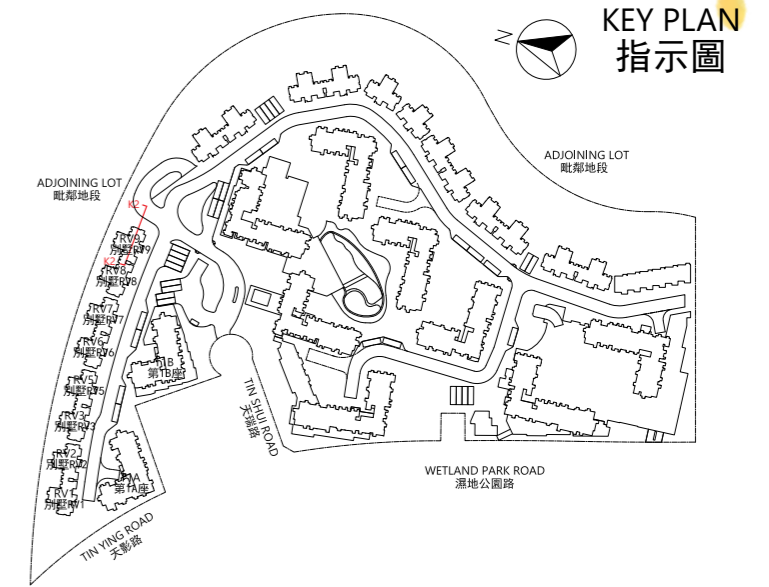
備註:

1. ∇ 代表香港主水平基準以上的高度(米)。
2. - - 虛線代表期數中建築物之最低住宅樓層水平。
3. 毗連建築物的一段緊急車輛通道為香港主水平基準以上7.30米。
4. 毗連建築物的一段行人道為香港主水平基準以上7.40米。

CROSS-SECTION PLAN OF BUILDING IN THE PHASE 期數中的建築物的橫截面圖



CROSS-SECTION PLAN K2
橫截面圖 K2



NOTES:

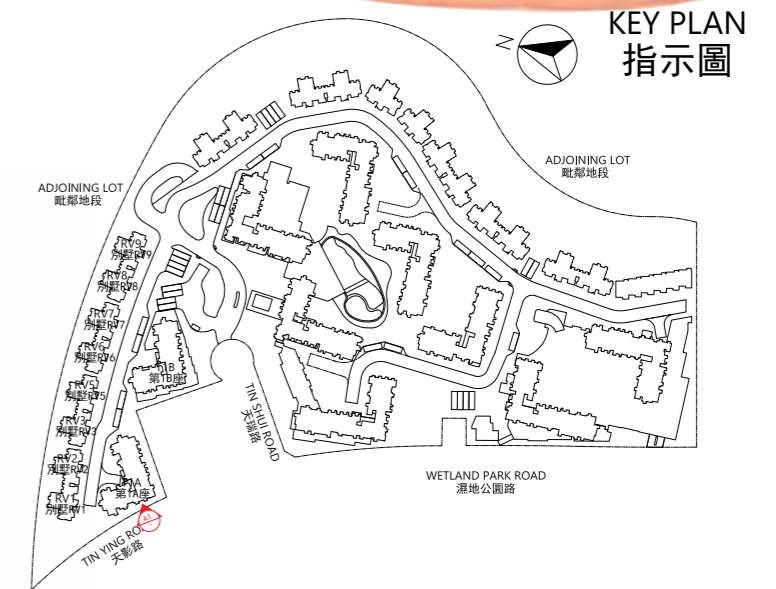
1. ▽ Denotes height (in metres) above the Hong Kong Principal Datum.
2. --- Dotted line denotes the level of the lowest residential floor of the building in the Phase.
3. The part of driveway adjacent to the building is 6.35 metres above the Hong Kong Principal Datum.

備註：

1. ▽ 代表香港主水平基準以上的高度(米)。
2. --- 虛線代表期數中建築物之最低住宅樓層水平。
3. 毗連建築物的一段行車道為香港主水平基準以上6.35米。

ELEVATION PLAN 立面圖

T1A
第1A座



Authorized Person for the Phase certified that the elevations shown on this plan:
(a) are prepared on the basis of the approved building plans for the Phase as of 19 August 2021; and
(b) are in general accordance with the outward appearance of the Phase.

期數的認可人士證明本圖顯示的立面：
(a) 以2021年08月19日的情況為準的期數的經批准的建築圖則為基礎擬備；及
(b) 大致上與期數的外觀一致。

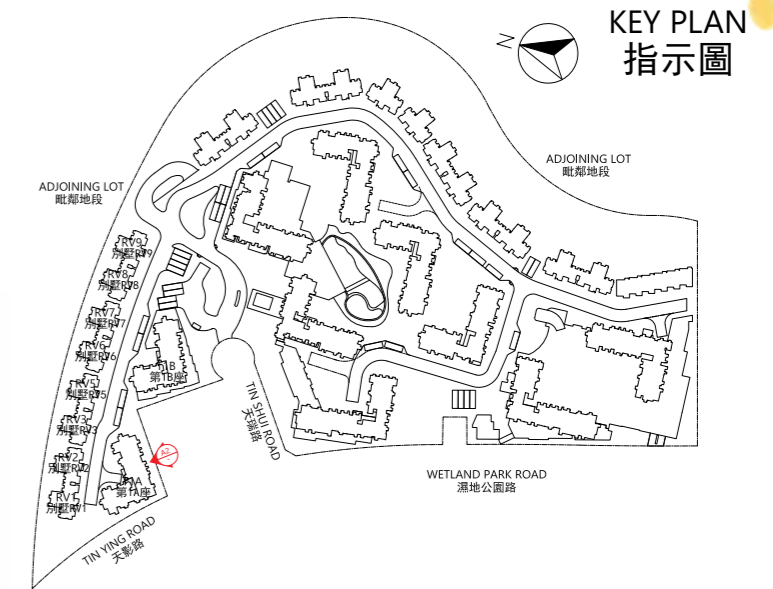
ELEVATION PLAN A1
立面圖 A1

ELEVATION PLAN
立面圖

T1A
第1A座



ELEVATION PLAN A2
立面圖 A2



Authorized Person for the Phase certified that the elevations shown on this plan:
(a) are prepared on the basis of the approved building plans for the Phase as of 19 August 2021; and
(b) are in general accordance with the outward appearance of the Phase.

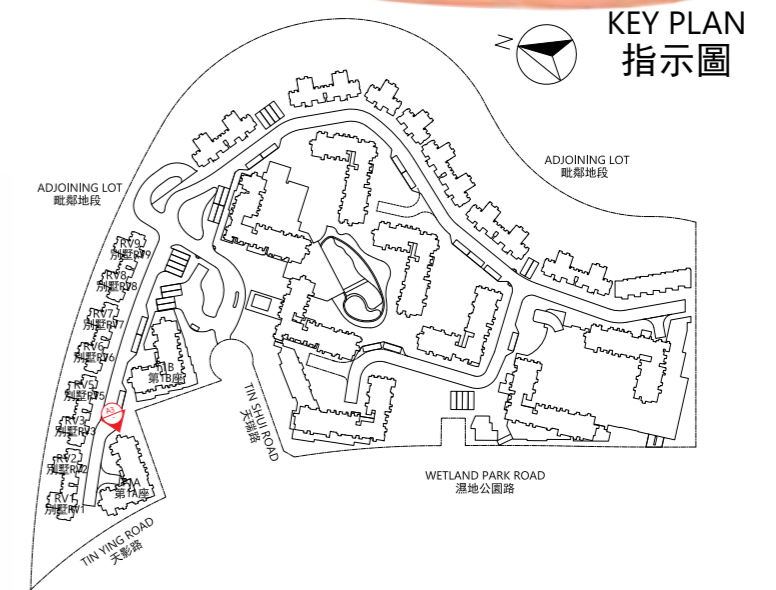
期數的認可人士證明本圖顯示的立面：
(a) 以2021年08月19日的情況為準的期數的經批准的建築圖則為基礎擬備；及
(b) 大致上與期數的外觀一致。

ELEVATION PLAN
立面圖

T1A
第1A座



ELEVATION PLAN A3
立面圖 A3



Authorized Person for the Phase certified that the elevations shown on this plan:
(a) are prepared on the basis of the approved building plans for the Phase as of 19 August 2021; and
(b) are in general accordance with the outward appearance of the Phase.

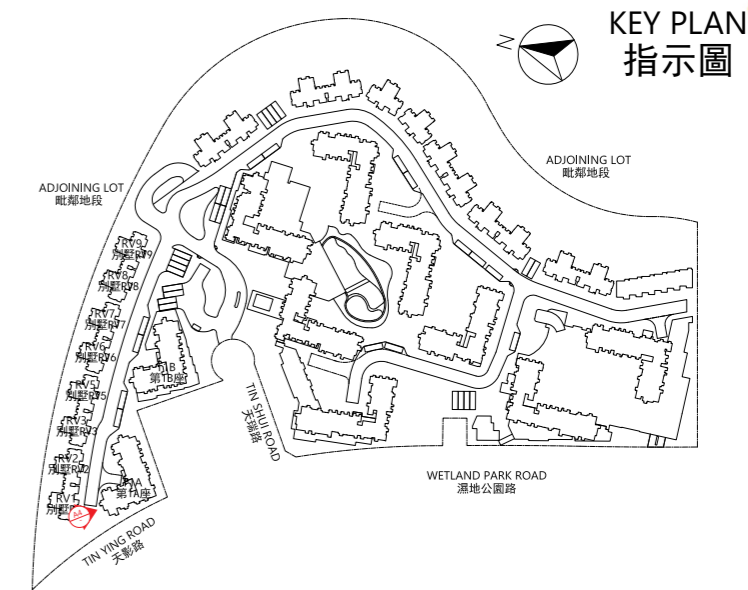
期數的認可人士證明本圖顯示的立面：
(a) 以2021年08月19日的情況為準的期數的經批准的建築圖則為基礎擬備；及
(b) 大致上與期數的外觀一致。

ELEVATION PLAN
立面圖

T1A
第1A座



ELEVATION PLAN A4
立面圖 A4



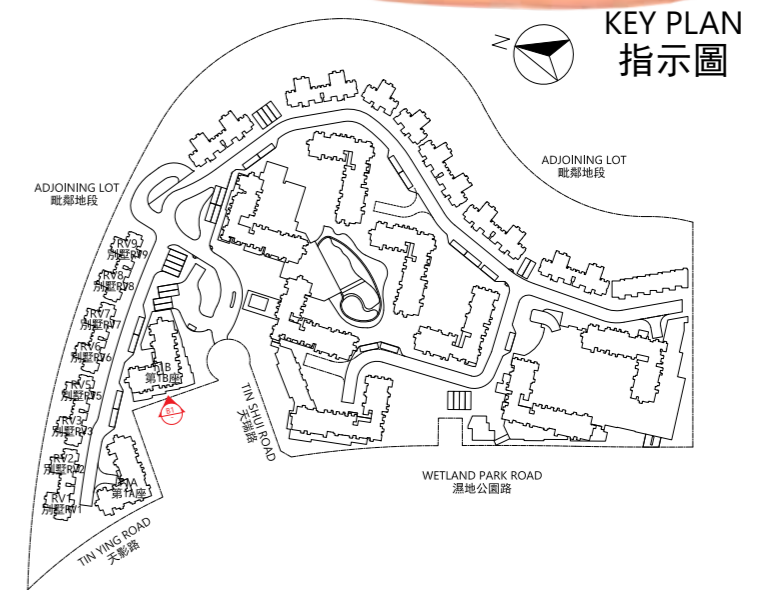
Authorized Person for the Phase certified that the elevations shown on this plan:
(a) are prepared on the basis of the approved building plans for the Phase as of 19 August 2021; and
(b) are in general accordance with the outward appearance of the Phase.

期數的認可人士證明本圖顯示的立面：
(a) 以2021年08月19日的情況為準的期數的經批准的建築圖則為基礎擬備；及
(b) 大致上與期數的外觀一致。

ELEVATION PLAN
立面圖



ELEVATION PLAN B1
立面圖 B1



Authorized Person for the Phase certified that the elevations shown on this plan:

- (a) are prepared on the basis of the approved building plans for the Phase as of 19 August 2021; and
- (b) are in general accordance with the outward appearance of the Phase.

期數的認可人士證明本圖顯示的立面：

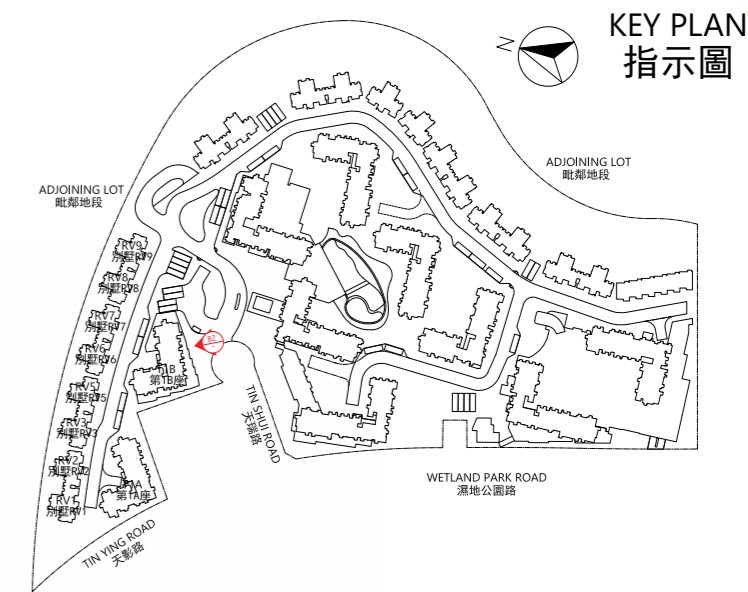
- (a) 以2021年08月19日的情況為準的期數的經批准的建築圖則為基礎擬備；及
- (b) 大致上與期數的外觀一致。

ELEVATION PLAN
立面圖

T1B
第1B座



ELEVATION PLAN B2
立面圖 B2



Authorized Person for the Phase certified that the elevations shown on this plan:
(a) are prepared on the basis of the approved building plans for the Phase as of 19 August 2021; and
(b) are in general accordance with the outward appearance of the Phase.

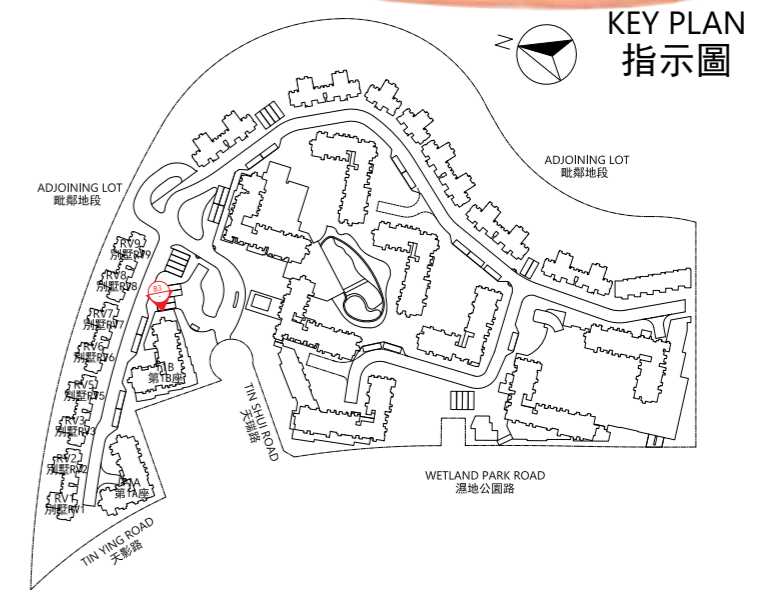
期數的認可人士證明本圖顯示的立面：
(a) 以2021年08月19日的情況為準的期數的經批准的建築圖則為基礎擬備；及
(b) 大致上與期數的外觀一致。

ELEVATION PLAN
立面圖

T1B
第1B座



ELEVATION PLAN B3
立面圖 B3

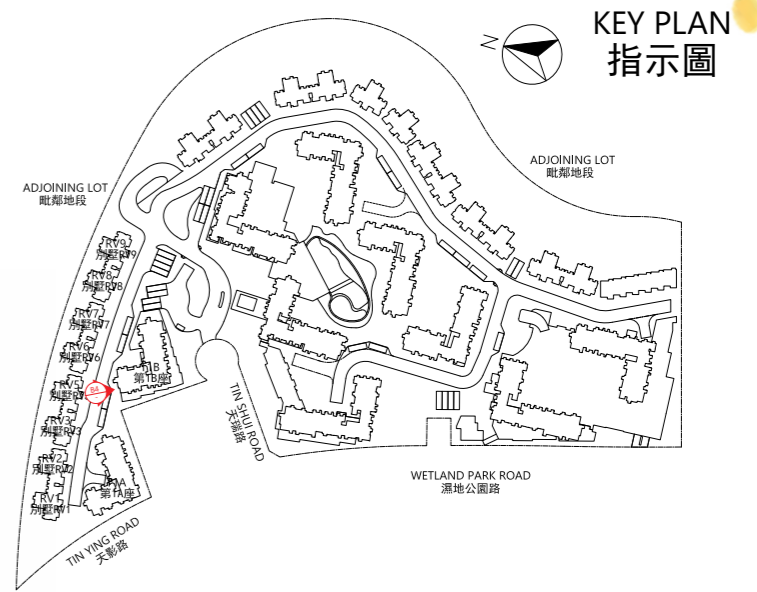


Authorized Person for the Phase certified that the elevations shown on this plan:
(a) are prepared on the basis of the approved building plans for the Phase as of 19 August 2021; and
(b) are in general accordance with the outward appearance of the Phase.

期數的認可人士證明本圖顯示的立面：
(a) 以2021年08月19日的情況為準的期數的經批准的建築圖則為基礎擬備；及
(b) 大致上與期數的外觀一致。

ELEVATION PLAN
立面圖

T1B
第1B座



Authorized Person for the Phase certified that the elevations shown on this plan:
(a) are prepared on the basis of the approved building plans for the Phase as of 19 August 2021; and
(b) are in general accordance with the outward appearance of the Phase.

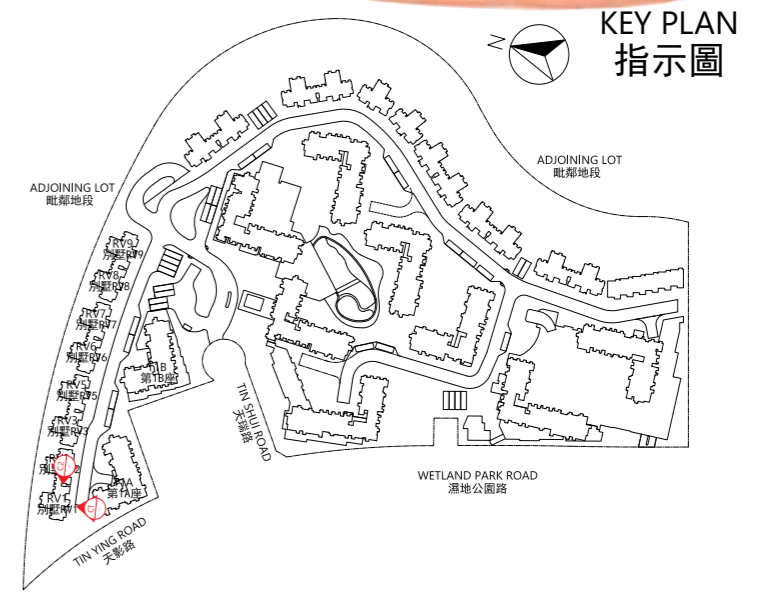
期數的認可人士證明本圖顯示的立面：
(a) 以2021年08月19日的情況為準的期數的經批准的建築圖則為基礎擬備；及
(b) 大致上與期數的外觀一致。

ELEVATION PLAN B4
立面圖 B4


ELEVATION PLAN
立面圖

Authorized Person for the Phase certified that the elevations shown on this plan:
 (a) are prepared on the basis of the approved building plans for the Phase as of 19 August 2021; and
 (b) are in general accordance with the outward appearance of the Phase.

期數的認可人士證明本圖顯示的立面：
 (a) 以2021年08月19日的情況為準的期數的經批准的建築圖則為基礎擬備；及
 (b) 大致上與期數的外觀一致。



RV1
別墅RV1



ELEVATION PLAN C1
立面圖 C1

RV1
別墅RV1

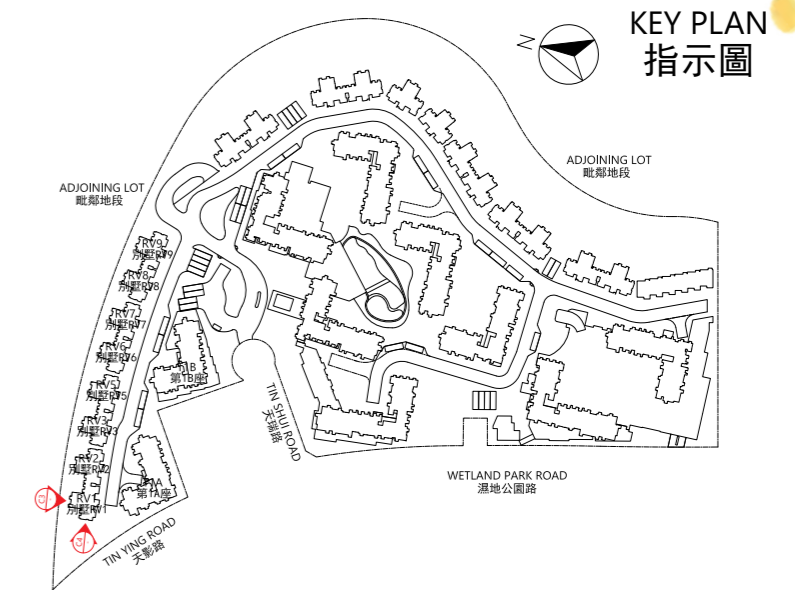


ELEVATION PLAN C2
立面圖 C2

ELEVATION PLAN
立面圖

Authorized Person for the Phase certified that the elevations shown on this plan:
 (a) are prepared on the basis of the approved building plans for the Phase as of 19 August 2021; and
 (b) are in general accordance with the outward appearance of the Phase.

期數的認可人士證明本圖顯示的立面：
 (a) 以2021年08月19日的情況為準的期數的經批准的建築圖則為基礎擬備；及
 (b) 大致上與期數的外觀一致。




RV1
別墅RV1



ELEVATION PLAN C3
立面圖 C3

RV1
別墅RV1

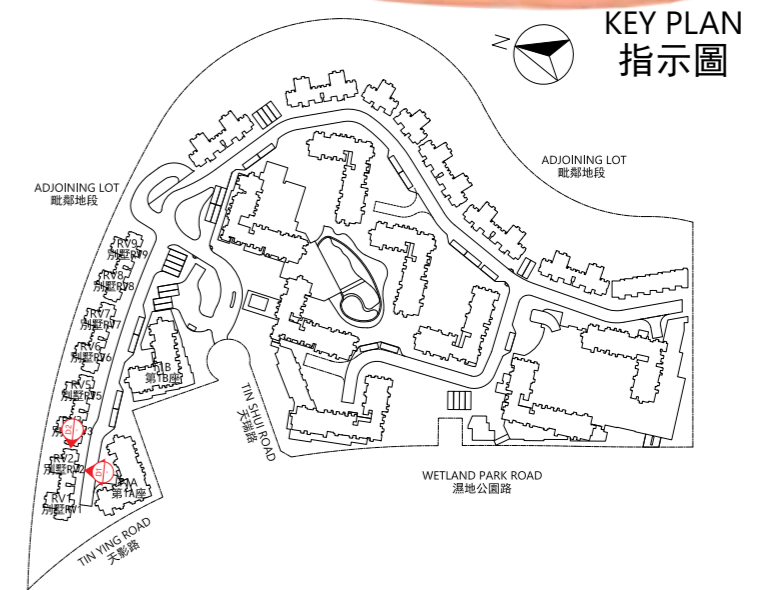


ELEVATION PLAN C4
立面圖 C4


ELEVATION PLAN 立面圖

Authorized Person for the Phase certified that the elevations shown on this plan:
(a) are prepared on the basis of the approved building plans for the Phase as of 19 August 2021; and
(b) are in general accordance with the outward appearance of the Phase.

期數的認可人士證明本圖顯示的立面：
(a) 以2021年08月19日的情況為準的期數的經批准的建築圖則為基礎擬備；及
(b) 大致上與期數的外觀一致。



RV2
別墅RV2



ELEVATION PLAN D1
立面圖 D1

RV2
別墅RV2

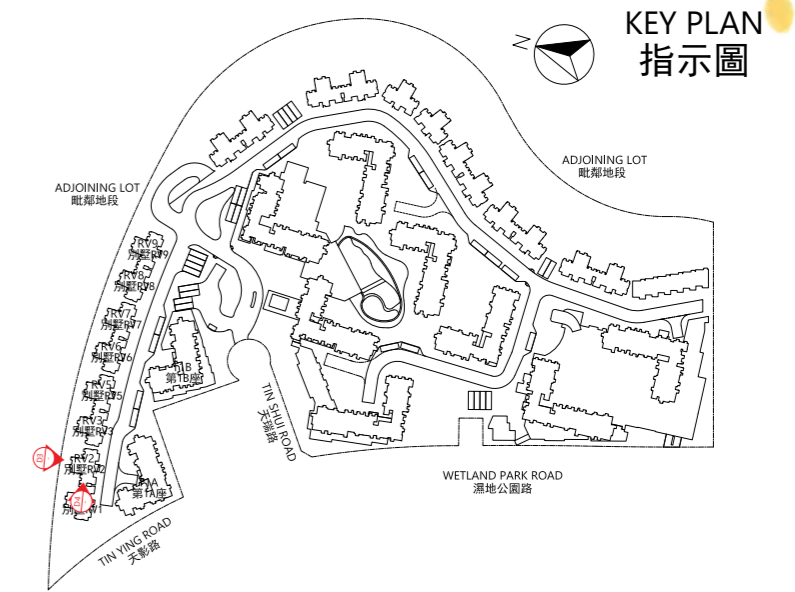


ELEVATION PLAN D2
立面圖 D2

ELEVATION PLAN
立面圖

Authorized Person for the Phase certified that the elevations shown on this plan:
 (a) are prepared on the basis of the approved building plans for the Phase as of 19 August 2021; and
 (b) are in general accordance with the outward appearance of the Phase.

期數的認可人士證明本圖顯示的立面：
 (a) 以2021年08月19日的情況為準的期數的經批准的建築圖則為基礎擬備；及
 (b) 大致上與期數的外觀一致。

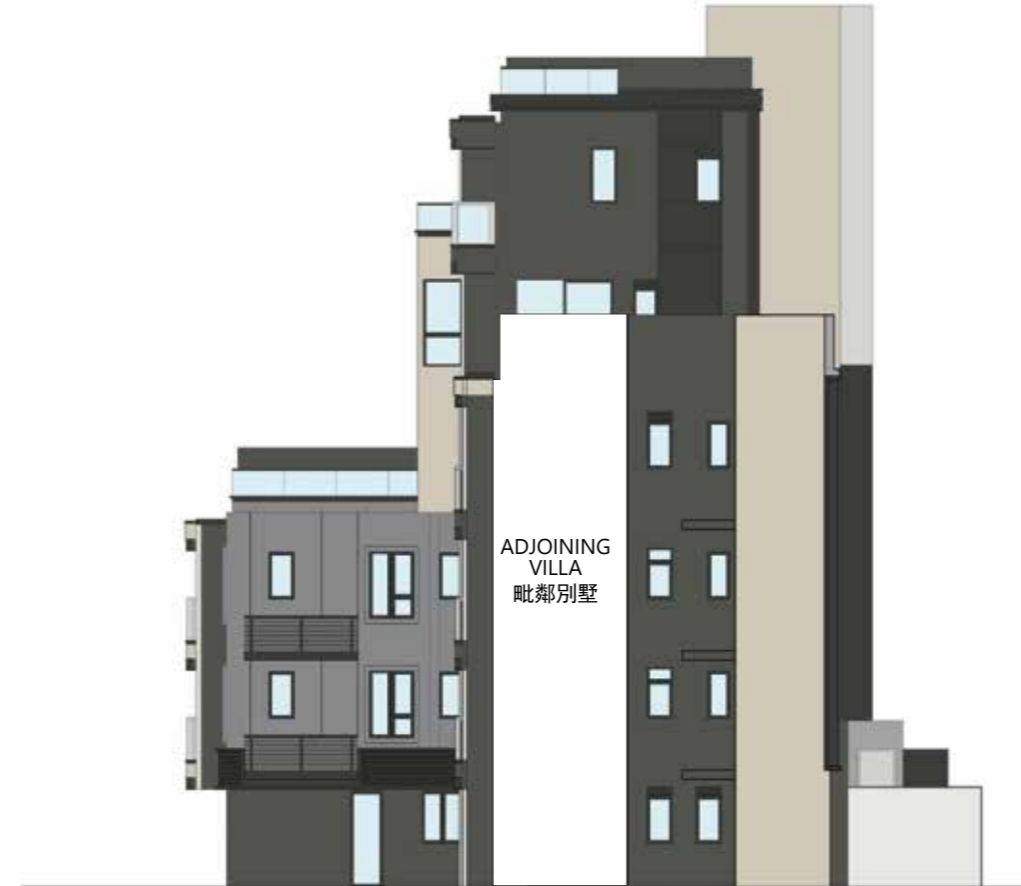


RV2
別墅RV2



ELEVATION PLAN D3
立面圖 D3

RV2
別墅RV2

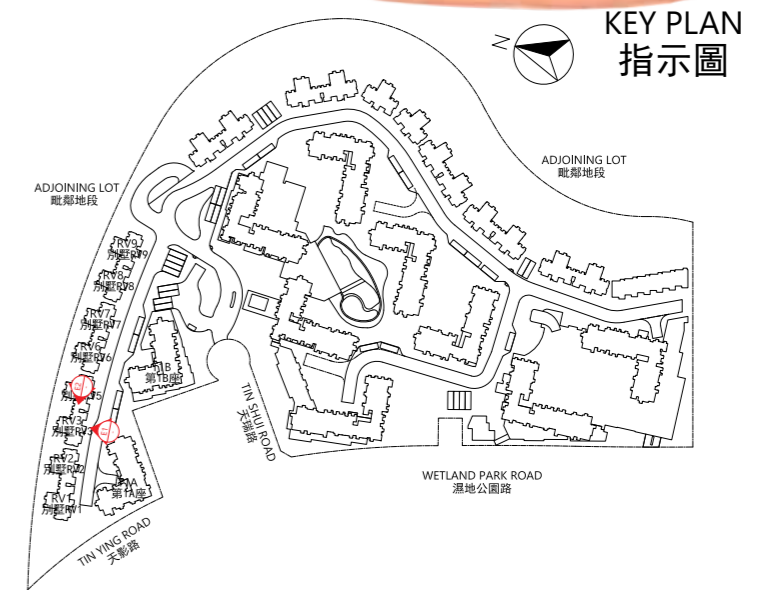


ELEVATION PLAN D4
立面圖 D4


ELEVATION PLAN 立面圖

Authorized Person for the Phase certified that the elevations shown on this plan:
 (a) are prepared on the basis of the approved building plans for the Phase as of 19 August 2021; and
 (b) are in general accordance with the outward appearance of the Phase.

期數的認可人士證明本圖顯示的立面：
 (a) 以2021年08月19日的情況為準的期數的經批准的建築圖則為基礎擬備；及
 (b) 大致上與期數的外觀一致。



RV3
別墅RV3



ELEVATION PLAN E1
立面圖 E1

RV3
別墅RV3

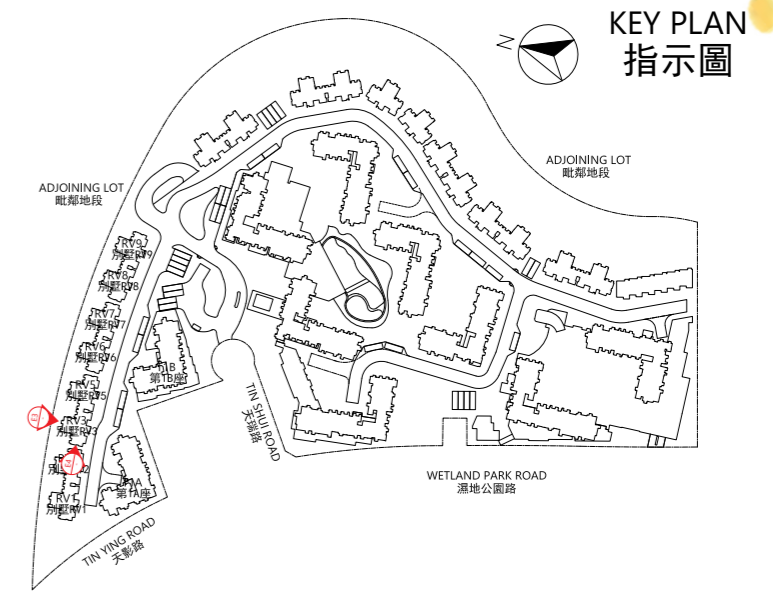


ELEVATION PLAN E2
立面圖 E2

ELEVATION PLAN
立面圖

Authorized Person for the Phase certified that the elevations shown on this plan:
 (a) are prepared on the basis of the approved building plans for the Phase as of 19 August 2021; and
 (b) are in general accordance with the outward appearance of the Phase.

期數的認可人士證明本圖顯示的立面：
 (a) 以2021年08月19日的情況為準的期數的經批准的建築圖則為基礎擬備；及
 (b) 大致上與期數的外觀一致。



RV3
別墅RV3



ELEVATION PLAN E3
立面圖 E3

RV3
別墅RV3

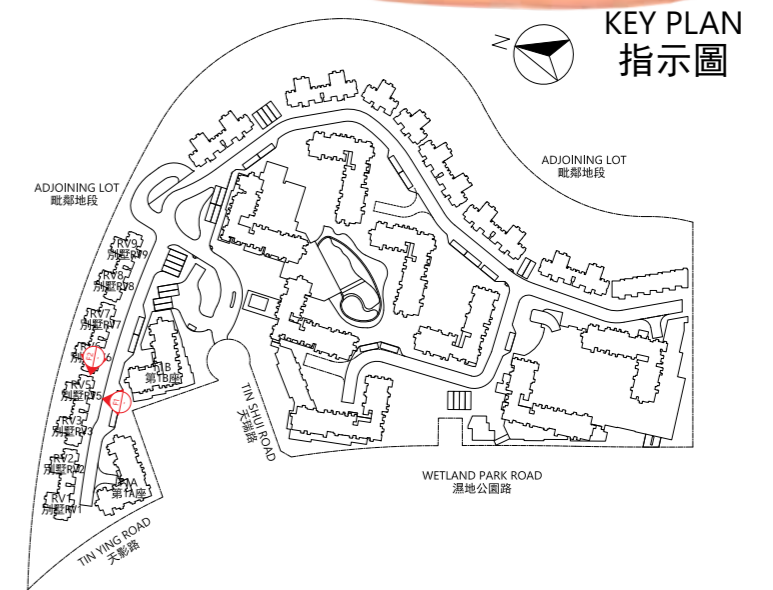


ELEVATION PLAN E4
立面圖 E4


ELEVATION PLAN 立面圖

Authorized Person for the Phase certified that the elevations shown on this plan:
(a) are prepared on the basis of the approved building plans for the Phase as of 19 August 2021; and
(b) are in general accordance with the outward appearance of the Phase.

期數的認可人士證明本圖顯示的立面：
(a) 以2021年08月19日的情況為準的期數的經批准的建築圖則為基礎擬備；及
(b) 大致上與期數的外觀一致。



RV5
別墅RV5



ELEVATION PLAN F1
立面圖 F1

RV5
別墅RV5

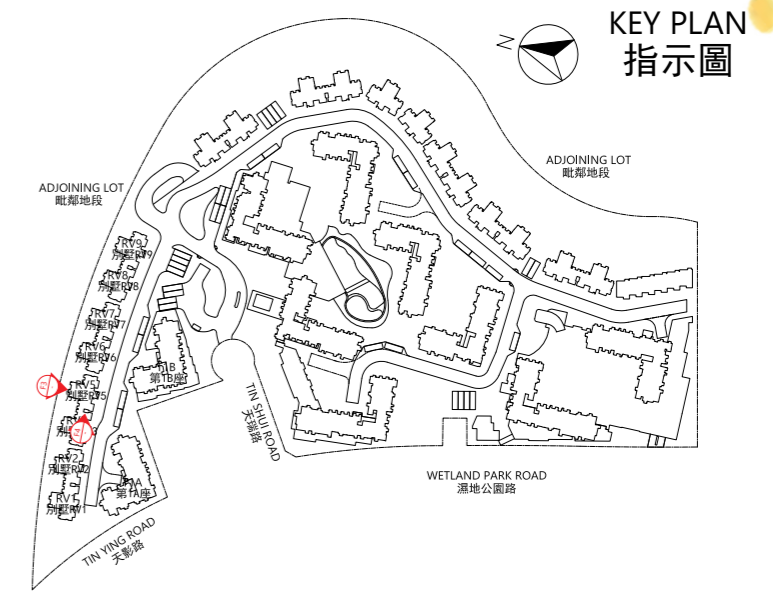


ELEVATION PLAN F2
立面圖 F2

ELEVATION PLAN
立面圖

Authorized Person for the Phase certified that the elevations shown on this plan:
(a) are prepared on the basis of the approved building plans for the Phase as of 19 August 2021; and
(b) are in general accordance with the outward appearance of the Phase.

期數的認可人士證明本圖顯示的立面：
(a) 以2021年08月19日的情況為準的期數的經批准的建築圖則為基礎擬備；及
(b) 大致上與期數的外觀一致。



RV5
別墅RV5



ELEVATION PLAN F3
立面圖 F3

RV5
別墅RV5

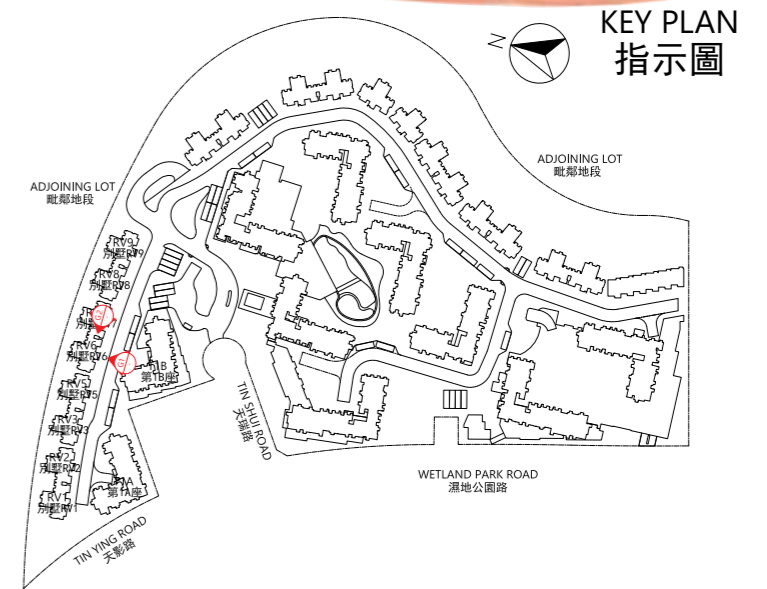


ELEVATION PLAN F4
立面圖 F4


ELEVATION PLAN
立面圖

Authorized Person for the Phase certified that the elevations shown on this plan:
 (a) are prepared on the basis of the approved building plans for the Phase as of 19 August 2021; and
 (b) are in general accordance with the outward appearance of the Phase.

期數的認可人士證明本圖顯示的立面：
 (a) 以2021年08月19日的情況為準的期數的經批准的建築圖則為基礎擬備；及
 (b) 大致上與期數的外觀一致。



RV6
別墅RV6



ELEVATION PLAN G1
立面圖 G1

RV6
別墅RV6

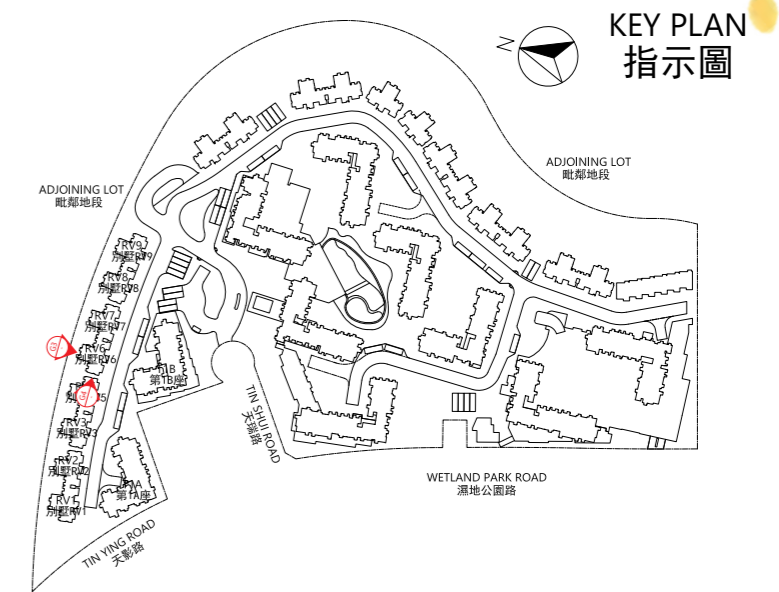


ELEVATION PLAN G2
立面圖 G2

ELEVATION PLAN
立面圖

Authorized Person for the Phase certified that the elevations shown on this plan:
 (a) are prepared on the basis of the approved building plans for the Phase as of 19 August 2021; and
 (b) are in general accordance with the outward appearance of the Phase.

期數的認可人士證明本圖顯示的立面：
 (a) 以2021年08月19日的情況為準的期數的經批准的建築圖則為基礎擬備；及
 (b) 大致上與期數的外觀一致。



RV6
別墅RV6



ELEVATION PLAN G3
立面圖 G3

RV6
別墅RV6

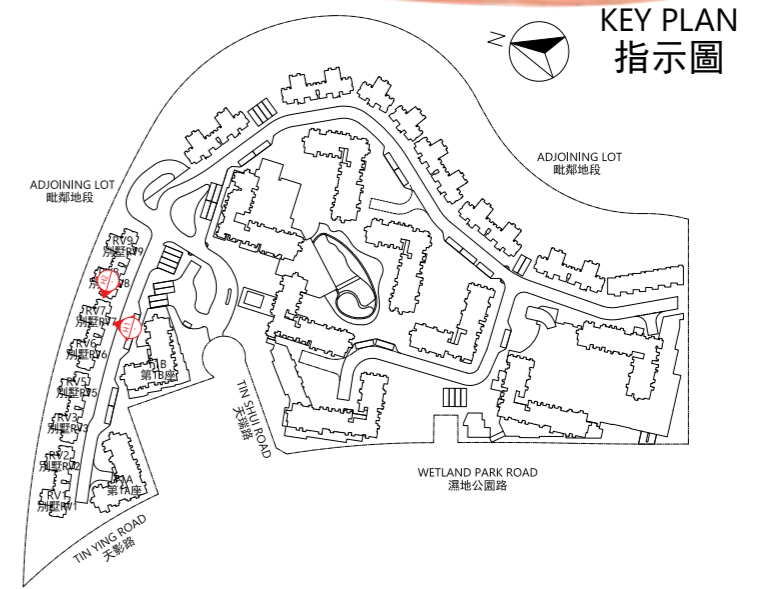


ELEVATION PLAN G4
立面圖 G4


ELEVATION PLAN 立面圖

Authorized Person for the Phase certified that the elevations shown on this plan:
(a) are prepared on the basis of the approved building plans for the Phase as of 19 August 2021; and
(b) are in general accordance with the outward appearance of the Phase.

期數的認可人士證明本圖顯示的立面：
(a) 以2021年08月19日的情況為準的期數的經批准的建築圖則為基礎擬備；及
(b) 大致上與期數的外觀一致。



RV7
別墅RV7



ELEVATION PLAN H1
立面圖 H1

RV7
別墅RV7

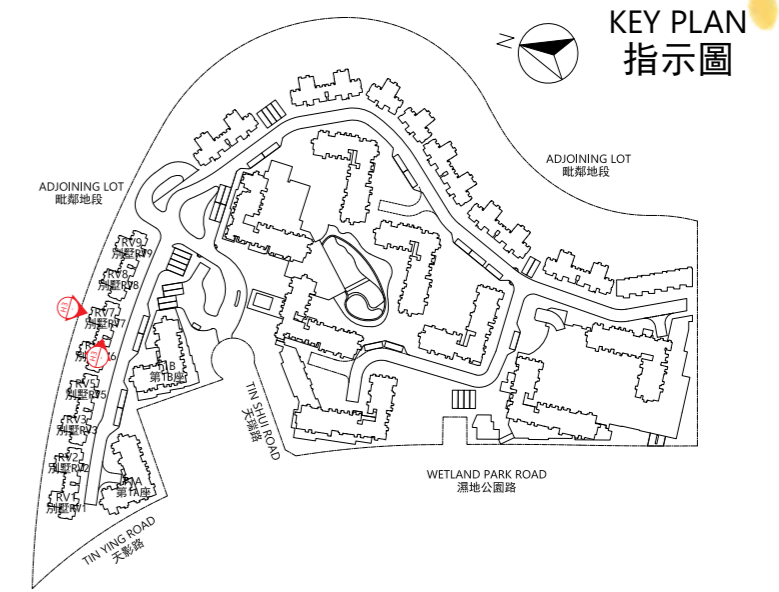


ELEVATION PLAN H2
立面圖 H2

ELEVATION PLAN
立面圖

Authorized Person for the Phase certified that the elevations shown on this plan:
 (a) are prepared on the basis of the approved building plans for the Phase as of 19 August 2021; and
 (b) are in general accordance with the outward appearance of the Phase.

期數的認可人士證明本圖顯示的立面：
 (a) 以2021年08月19日的情況為準的期數的經批准的建築圖則為基礎擬備；及
 (b) 大致上與期數的外觀一致。

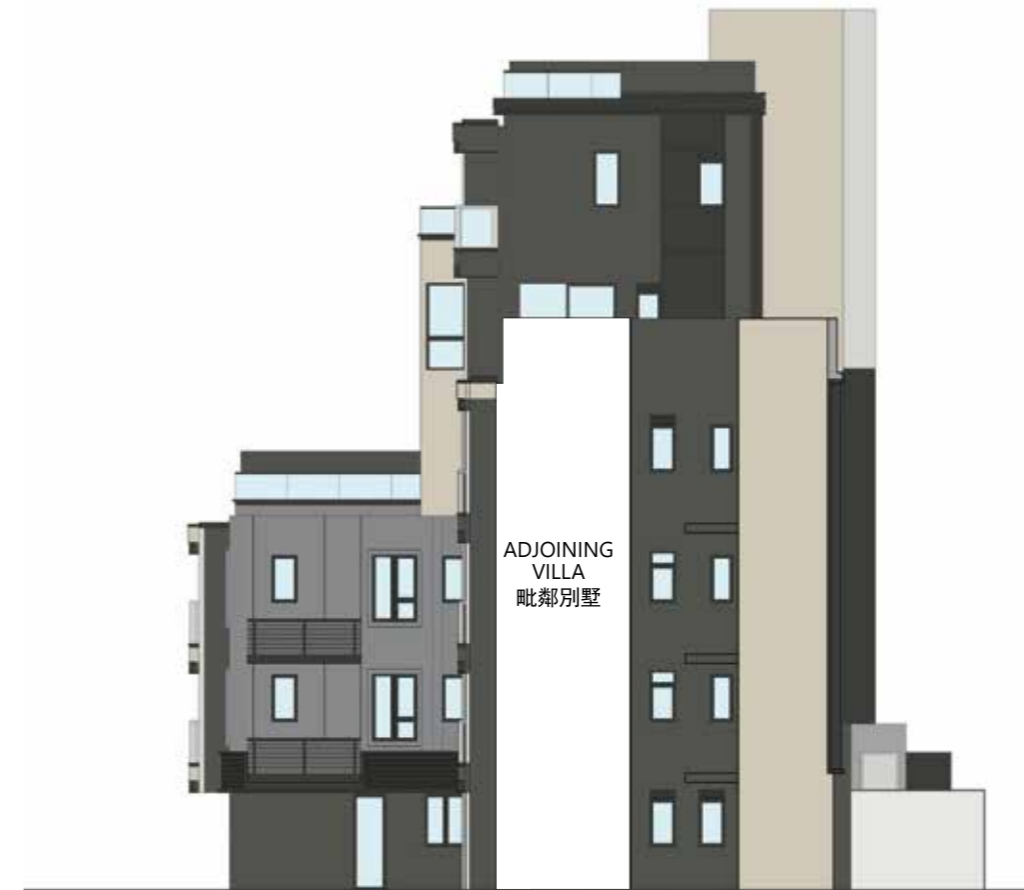


RV7
別墅RV7



ELEVATION PLAN H3
立面圖 H3

RV7
別墅RV7

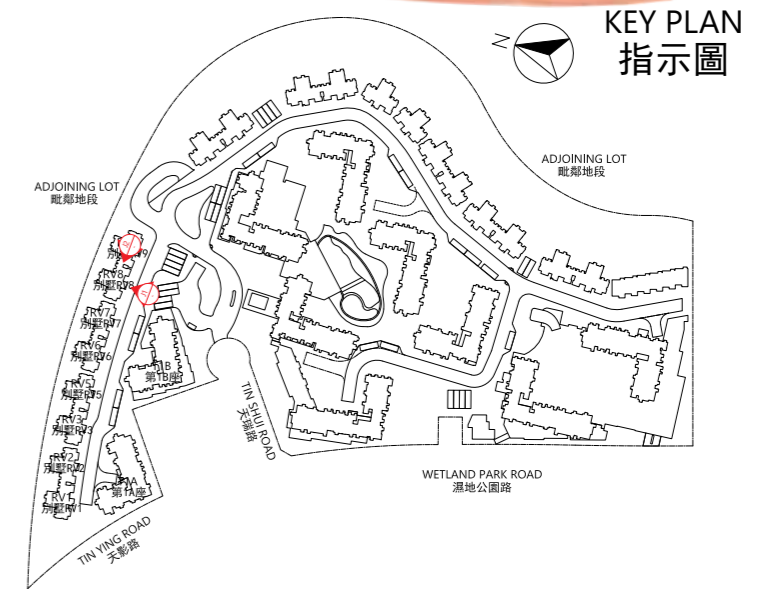


ELEVATION PLAN H4
立面圖 H4

ELEVATION PLAN
立面圖

Authorized Person for the Phase certified that the elevations shown on this plan:
 (a) are prepared on the basis of the approved building plans for the Phase as of 19 August 2021; and
 (b) are in general accordance with the outward appearance of the Phase.

期數的認可人士證明本圖顯示的立面：
 (a) 以2021年08月19日的情況為準的期數的經批准的建築圖則為基礎擬備；及
 (b) 大致上與期數的外觀一致。



RV8
 別墅RV8



ELEVATION PLAN J1
 立面圖 J1

RV8
 別墅RV8

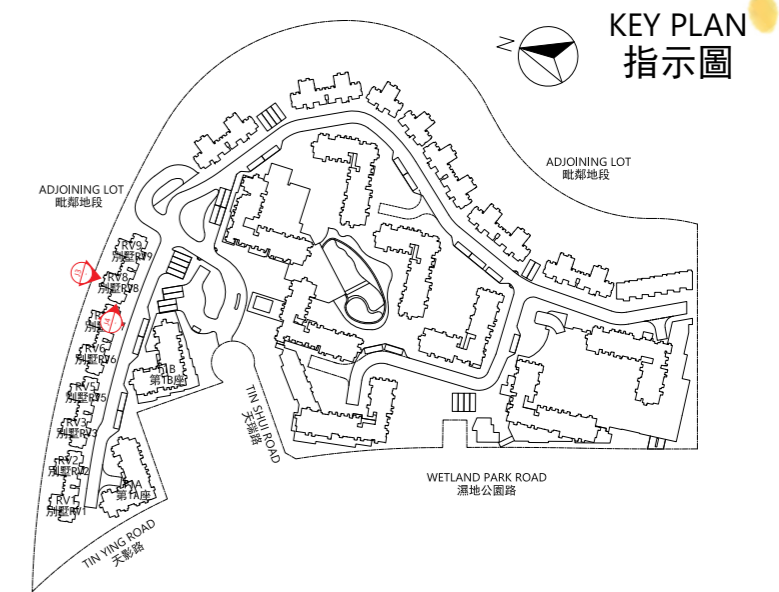


ELEVATION PLAN J2
 立面圖 J2

ELEVATION PLAN
立面圖

Authorized Person for the Phase certified that the elevations shown on this plan:
 (a) are prepared on the basis of the approved building plans for the Phase as of 19 August 2021; and
 (b) are in general accordance with the outward appearance of the Phase.

期數的認可人士證明本圖顯示的立面：
 (a) 以2021年08月19日的情況為準的期數的經批准的建築圖則為基礎擬備；及
 (b) 大致上與期數的外觀一致。



RV8
別墅RV8



ELEVATION PLAN J3
立面圖 J3

RV8
別墅RV8

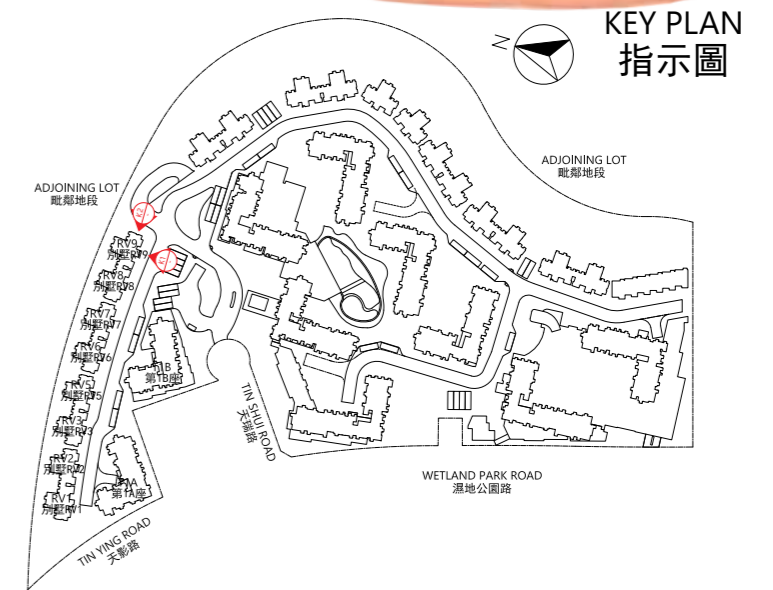


ELEVATION PLAN J4
立面圖 J4


ELEVATION PLAN 立面圖

Authorized Person for the Phase certified that the elevations shown on this plan:
(a) are prepared on the basis of the approved building plans for the Phase as of 19 August 2021; and
(b) are in general accordance with the outward appearance of the Phase.

期數的認可人士證明本圖顯示的立面：
(a) 以2021年08月19日的情況為準的期數的經批准的建築圖則為基礎擬備；及
(b) 大致上與期數的外觀一致。



RV9
別墅RV9



ELEVATION PLAN K1
立面圖 K1

RV9
別墅RV9

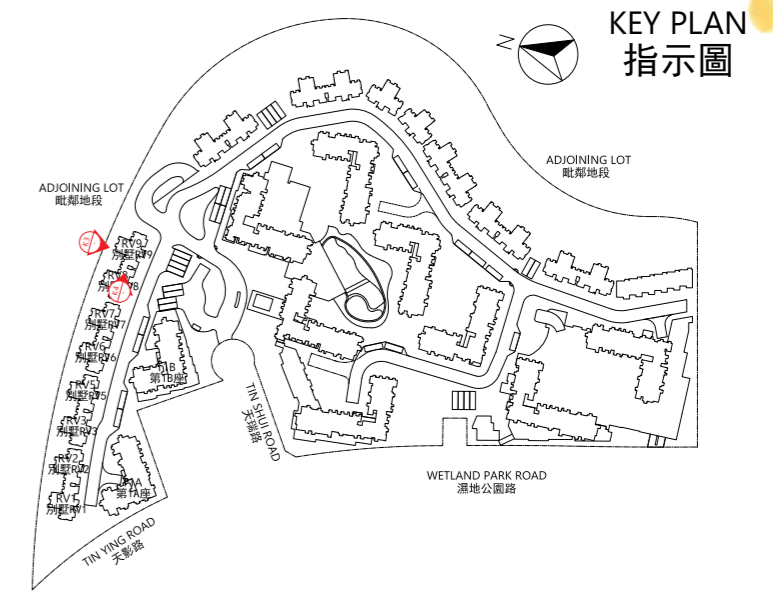


ELEVATION PLAN K2
立面圖 K2

ELEVATION PLAN
立面圖

Authorized Person for the Phase certified that the elevations shown on this plan:
 (a) are prepared on the basis of the approved building plans for the Phase as of 19 August 2021; and
 (b) are in general accordance with the outward appearance of the Phase.

期數的認可人士證明本圖顯示的立面：
 (a) 以2021年08月19日的情況為準的期數的經批准的建築圖則為基礎擬備；及
 (b) 大致上與期數的外觀一致。



RV9
別墅RV9



ELEVATION PLAN K3
立面圖 K3

RV9
別墅RV9



ELEVATION PLAN K4
立面圖 K4

INFORMATION ON COMMON FACILITIES IN THE PHASE

期數中的公用設施的資料

		Covered 有蓋	Uncovered 露天	Total Area 總面積
Residents' Clubhouse (including any recreational facilities for residents' use) 住客會所 (包括供住客使用的任何康樂設施)	sq. ft. 平方呎	7689	Not Applicable 不適用	7689
	sq. m. 平方米	714.322	Not Applicable 不適用	714.322
Communal garden or play area for residents' use on the roof, or on any floor between the roof and the lowest residential floor, of a building in the Phase (whether known as a communal sky garden or otherwise) 位於期數中的建築物的天台或在天台和最低一層住宅樓層之間的任何一層的、供住客使用的公用花園或遊樂地方 (不論是稱為公用空中花園或有其他名稱)	sq. ft. 平方呎	Not Applicable 不適用	Not Applicable 不適用	Not Applicable 不適用
	sq. m. 平方米	Not Applicable 不適用	Not Applicable 不適用	Not Applicable 不適用
Communal garden or play area for residents' use below the lowest residential floor of a building in the Phase (whether known as a covered and landscaped play area or otherwise) 位於期數中的建築物的最低一層住宅樓層以下的、供住客使用的公用花園或遊樂地方 (不論是稱為有蓋及園景的遊樂場或有其他名稱)	sq. ft. 平方呎	1495	32815	34310
	sq. m. 平方米	138.920	3048.548	3187.468

Note:

Areas in square feet are converted at a rate of 1 square metre = 10.764 square feet, and rounded off to the nearest whole square foot, which may be slightly different from the area presented in square metres.

備註:

以平方呎顯示之面積均依據1平方米=10.764平方呎換算，並以四捨五入至整數平方呎，與以平方米表述之面積可能有些微差異。

INSPECTION OF PLANS AND DEED OF MUTUAL COVENANT 閱覽圖則及公契

1. Copy of the outline zoning plan relating to the Development is available at www.ozp.tpb.gov.hk.
 2. A copy of the latest draft of every deed of mutual covenant in respect of the specified residential property as at the date on which the specified residential property is offered to be sold is available for inspection at the place at which the specified residential property is offered to be sold.
 3. The inspection is free of charge.
1. 備有關乎本發展項目的分區計劃大綱圖的文本供閱覽的互聯網網站的網址為www.ozp.tpb.gov.hk。
 2. 關於指明住宅物業的每一公契在將指明住宅物業提供出售的日期的最新擬稿的文本存放在指明住宅物業的售樓處，以供閱覽。
 3. 無須為閱覽付費。

FITTINGS, FINISHES AND APPLIANCES

裝置、裝修物料及設備

1. Exterior Finishes (Tower)

Item		Description		
a.	External wall	Type of finishes	Podium	Window wall, glass claddings, tiles, aluminium claddings, natural stone claddings, aluminium grilles, aluminium louvre, stainless steel louvre, galvanized mild steel louvre, metal grilles and natural stone
			Tower	Curtain wall, glass claddings, tiles, bitumen paint, aluminium claddings, aluminium grilles and aluminium louvre
b.	Window	Material of frame	Fluorocarbon coated aluminium frame	
		Material of glass	Living Room, Dining Room, Bedroom, Store (if any window), Kitchen (if any window) and Utility Room (if any window)	Insulated Glazing Unit (IGU) with low-e coating glass
			Bathroom (if any window)	Acid etched glass
c.	Bay window	Material of bay window	Reinforced concrete	
		Window sill finishes	Reconstituted stone	
d.	Planter	Type of finishes	Not Applicable	

1. 外部裝修物料 (大廈)

細項		描述			
a.	外牆	裝修物料的類型	平台	玻璃牆、玻璃覆蓋層板、瓦、鋁質覆蓋層板、天然石覆蓋層板、鋁質格柵、鋁質百葉、不銹鋼百葉、鍍鋅軟鋼百葉、金屬格柵及天然石	
			大廈	玻璃幕牆、玻璃覆蓋層板、瓦、瀝青油漆、鋁質覆蓋層板、鋁質格柵及鋁質百葉	
b.	窗	框的用料	氟化碳塗層鋁質框		
			玻璃的用料	客廳、飯廳、睡房、儲物房(如有窗)、廚房(如有窗)及工作間(如有窗)	雙層中空低輻射鍍膜玻璃
				浴室(如有窗)	酸蝕玻璃
c.	窗台	窗台的用料	鋼筋混凝土		
			窗台板的裝修物料	人造石	
d.	花槽	裝修物料的類型	不適用		

FITTINGS, FINISHES AND APPLIANCES

裝置、裝修物料及設備

1. Exterior Finishes (Tower)

Item		Description		
e.	Verandah or balcony	Type of finishes of balcony	Balcony	Installed with tempered glass balustrade with aluminium capping
			Wall	Aluminium claddings and tiles (except the following flats are finished with tiles: T1A: Flat A2, B3 and B5 of 1/F to 3/F and 5/F to 10/F, Flat A1, A6, B1 and C6 of 1/F to 3/F and 5/F to 9/F T1B: Flat A2 of 1/F to 3/F and 5/F to 10/F, Flat A1 and C6 of 1/F to 3/F and 5/F to 9/F, Flat B3, B5 to B6, C2 to C3 of 2/F to 3/F and 5/F to 10/F, Flat A6 and B1 of 2/F to 3/F and 5/F to 9/F)
			Floor	Tiles
			Ceiling	Aluminium claddings
		Whether balcony is covered	Balcony is covered	
	Verandah	Not Applicable		
f.	Drying facilities for clothing	Type	Not Applicable	
		Material	Not Applicable	

1. 外部裝修物料 (大廈)

細項		描述		
e.	陽台或露台	露台裝修物料的类型	露台	裝有鋼化玻璃欄杆連鋁質頂𠵼
			牆壁	鋁質覆蓋層板及瓦 (除下列單位鋪砌瓦: 第 1A 座: 1 樓至 3 樓及 5 樓至 10 樓 A2、B3 及 B5 單位, 1 樓至 3 樓及 5 樓至 9 樓 A1、A6、B1 及 C6 單位 第 1B 座: 1 樓至 3 樓及 5 樓至 10 樓 A2 單位, 1 樓至 3 樓及 5 樓至 9 樓 A1 及 C6 單位, 2 樓至 3 樓及 5 樓至 10 樓 B3、B5 至 B6、C2 至 C3 單位, 2 樓至 3 樓及 5 樓至 9 樓 A6 及 B1 單位)
			地板	瓦
			天花板	鋁質覆蓋層板
		露台是否有蓋	露台均有蓋	
	陽台	不適用		
f.	乾衣設施	類型	不適用	
		用料	不適用	

FITTINGS, FINISHES AND APPLIANCES

裝置、裝修物料及設備

2. Interior Finishes (Tower)

Item	Description			
		Wall	Floor	Ceiling
a. Lobby	Type of finishes of Tower Lift Lobby at B/F	Tiles, timber veneered finish, metal finish, glass finish and plastic laminated finish on exposed surfaces	Tiles on exposed surfaces	Gypsum board with emulsion paint finish
	Type of finishes of Tower Entrance Lobby and Lift Lobby at G/F	Natural stone, timber veneered finish, metal finish and glass finish on exposed surfaces	Natural stone and metal finish on exposed surfaces	Gypsum board with emulsion paint and timber veneered finish
	Type of finishes of Tower Lift Lobby at Typical Floor	Tiles, timber veneered finish, metal finish, glass finish and plastic laminated finish on exposed surfaces	Tiles and metal finish on exposed surfaces	Gypsum board with emulsion paint and timber veneered finish
		Wall	Ceiling	
b. Internal wall and ceiling	Type of finishes for Living Room and Dining Room (except all flats with Open Kitchen)	Emulsion paint on exposed surfaces	Emulsion paint where exposed and gypsum board bulkhead finished with emulsion paint	
	Type of finishes for Living Room and Dining Room (Applicable to all flats with Open Kitchen)	Emulsion paint, mirror finish, metal finish, tiles and plastic laminated finish on exposed surfaces (tiles on the back of kitchen cabinet)	Emulsion paint where exposed and gypsum board bulkhead finished with emulsion paint	
	Type of finishes for Bedroom	Emulsion paint on exposed surfaces	Emulsion paint where exposed and gypsum board bulkhead finished with emulsion paint	

2. 室內裝修物料 (大廈)

細項	描述			
		牆壁	地板	天花板
a. 大堂	地庫大廈升降機大堂裝修物料的類型	瓦、木皮飾面、金屬飾面、玻璃飾面及膠板飾面鋪砌於外露位置	瓦鋪砌於外露位置	石膏板面髹上乳膠漆
	地下大廈入口大堂及升降機大堂裝修物料的類型	天然石、木皮飾面、金屬飾面及玻璃飾面鋪砌於外露位置	天然石及金屬飾面鋪砌於外露位置	石膏板面髹上乳膠漆及木皮飾面
	大廈標準層升降機大堂裝修物料的類型	瓦、木皮飾面、金屬飾面、玻璃飾面及膠板飾面鋪砌於外露位置	瓦及金屬飾面鋪砌於外露位置	石膏板面髹上乳膠漆及木皮飾面
		牆壁	天花板	
b. 內牆及天花板	客廳及飯廳裝修物料的類型 (所有設有開放式廚房的單位除外)	乳膠漆髹於外露位置	乳膠漆髹於外露位置及石膏板假陣髹上乳膠漆	
	客廳及飯廳裝修物料的類型 (適用於所有設有開放式廚房的單位)	乳膠漆、鏡飾面、金屬飾面、瓦及膠板飾面鋪砌於外露位置 (廚櫃背鋪瓦)	乳膠漆髹於外露位置及石膏板假陣髹上乳膠漆	
	睡房裝修物料的類型	乳膠漆髹於外露位置	乳膠漆髹於外露位置及石膏板假陣髹上乳膠漆	

FITTINGS, FINISHES AND APPLIANCES

裝置、裝修物料及設備

2. Interior Finishes (Tower)

Item	Description			
	Floor and Skirting		Flat	
c. Internal Floor	Material for Living Room and Dining Room (on exposed surfaces)	Floor	Tiles	Applicable to all flats with Open Kitchen
			Engineered timber flooring; reconstituted stone border and metal provided between the Living Room and Dining Room and Balcony, Flat Roof and Garden door (if applicable)	Applicable to all flats with Kitchen
	Skirting	Engineered timber	Applicable to all flats	
	Material for Bedroom (on exposed surfaces)	Floor	Engineered timber flooring and metal; reconstituted stone border and metal provided between the Bedroom and Utility Platform, Flat Roof and Garden door (if applicable)	Applicable to all flats with Open Kitchen
Engineered timber flooring; reconstituted stone border and metal provided between the Bedroom and Utility Platform, Flat Roof and Garden door (if applicable)			Applicable to all flats with Kitchen	
	Skirting	Engineered timber	Applicable to all flats	
			Wall / Floor / Ceiling	Flat
d. Bathroom	Type of finishes (on exposed surfaces)	Wall	Tiles (tiles on the back of basin cabinet)	Applicable to all bathrooms with bath tub
			Tiles and metal finish (tiles on the back of basin cabinet)	Applicable to all bathrooms with shower cubicle
		Floor	Tiles	Applicable to all bathrooms with bath tub
			Tiles and reconstituted stone	Applicable to all bathrooms with shower cubicle
		Ceiling	Gypsum board finished with emulsion paint and aluminium ceiling	Applicable to all bathrooms for all flats
Wall finishes on exposed walls run up to level of false ceiling				

2. 室內裝修物料 (大廈)

細項	描述			
	地板及牆腳線		單位	
c. 內部地板	客廳及飯廳的用料 (於外露位置)	地板	瓦	適用於所有設有開放式廚房的單位
			複合木地板; 客廳及飯廳與露台、平台及花園門(如適用)之間鋪砌人造石圍邊及金屬	適用於所有設有廚房的單位
	牆腳線	複合木	適用於所有單位	
	睡房的用料 (於外露位置)	地板	複合木地板及金屬; 睡房與工作平台、平台及花園門(如適用)之間鋪砌人造石圍邊及金屬	適用於所有設有開放式廚房的單位
複合木地板; 睡房與工作平台、平台及花園門(如適用)之間鋪砌人造石圍邊及金屬			適用於所有設有廚房的單位	
	牆腳線	複合木	適用於所有單位	
			牆壁 / 地板 / 天花板	單位
d. 浴室	裝修物料的類型 (於外露位置)	牆壁	瓦 (洗手盆櫃背鋪瓦)	適用於所有設有浴缸的浴室
			瓦及金屬飾面 (洗手盆櫃背鋪瓦)	適用於所有設有淋浴間的浴室
		地板	瓦	適用於所有設有浴缸的浴室
			瓦及人造石	適用於所有設有淋浴間的浴室
		天花板	石膏板面髹上乳膠漆及鋁質天花板	適用於所有單位的浴室
牆壁外露位置的裝修物料鋪砌至假天花水平				

FITTINGS, FINISHES AND APPLIANCES

裝置、裝修物料及設備

2. Interior Finishes (Tower)

			Wall / Floor / Ceiling / Cooking bench	Flat	
e.	Kitchen	Type of finishes	Wall (on exposed surfaces)	Mirror finish, tiles, metal finish and plastic laminated finish (tiles on the back of kitchen cabinet)	Applicable to all flats with Open Kitchen
				Tiles, mirror finish and metal finish (tiles on the back of kitchen cabinet)	Applicable to all flats with Kitchen
			Floor (on exposed surfaces)	Tiles	Applicable to all flats
			Ceiling (on exposed surfaces)	Gypsum board bulkhead finish with emulsion paint	Applicable to all flats with Open Kitchen
				Gypsum board with emulsion paint and aluminium ceiling	Applicable to all flats with Kitchen
			Cooking bench	Solid surfacing	Applicable to all flats
Wall finishes on exposed walls run up to level of false ceiling					

2. 室內裝修物料 (大廈)

			牆壁 / 地板 / 天花板 / 灶台	單位	
e.	廚房	裝修物料的類型	牆壁 (於外露位置)	鏡飾面、瓦、金屬飾面及膠板飾面 (廚櫃背鋪瓦)	適用於所有設有開放式廚房的單位
				瓦、鏡飾面及金屬飾面 (廚櫃背鋪瓦)	適用於所有設有廚房的單位
			地板 (於外露位置)	瓦	適用於所有單位
			天花板 (於外露位置)	石膏板假陣鬆上乳膠漆	適用於所有設有開放式廚房的單位
				石膏板面鬆上乳膠漆及鋁質天花板	適用於所有設有廚房的單位
			灶台	實體面材	適用於所有單位
牆壁外露位置的裝修物料鋪砌至假天花水平					

FITTINGS, FINISHES AND APPLIANCES

裝置、裝修物料及設備

3. Interior Fittings (Tower)

Item	Description			
		Material	Finishes	Accessories
a. Doors	Unit Entrance door	Fire-rated solid core timber door	Timber veneered finish	Door viewer, door closer, lockset with handle and door stopper
	Bedroom door	Solid core timber door	Timber veneered finish	Lockset with handle and door stopper
	Bathroom door	Solid core timber door with timber louvre	Timber veneered finish and plastic laminated finish	Lockset with handle and door stopper
	Kitchen door	Fire-rated solid core timber door with fire-rated glass vision panel	Timber veneered finish and glass	Handle, door closer and door stopper
	Store door	Solid core timber door	Timber veneered finish	Lockset with handle and door stopper
	Utility Platform door	Aluminium frame with glass door	Fluorocarbon coated aluminium frame with glass	Lockset with handle
	Balcony door	Aluminium frame with glass door	Fluorocarbon coated aluminium frame with glass	Lockset with handle
	Flat Roof and Garden door	Aluminium frame with glass door	Fluorocarbon coated aluminium frame with glass	Lockset with handle
	Roof gate	Aluminium	Fluorocarbon coated aluminium	Lockset with handle

3. 室內裝置 (大廈)

細項	描述			
		用料	裝修物料	配件
a. 門	單位入口大門	防火實心木門	木皮飾面	防盜眼、門鼓、門鎖連拉手及門擋
	睡房門	實心木門	木皮飾面	門鎖連拉手及門擋
	浴室門	實心木門連木百葉	木皮飾面及膠板飾面	門鎖連拉手及門擋
	廚房門	防火實心木門配防火玻璃視窗	木皮飾面及玻璃	拉手、門鼓及門擋
	儲物房門	實心木門	木皮飾面	門鎖連拉手及門擋
	工作平台門	鋁質框配玻璃門	氟化碳塗層鋁質框配玻璃	門鎖連拉手
	露台門	鋁質框配玻璃門	氟化碳塗層鋁質框配玻璃	門鎖連拉手
	平台及花園門	鋁質框配玻璃門	氟化碳塗層鋁質框配玻璃	門鎖連拉手
	天台閘	鋁質	氟化碳塗層鋁質	門鎖連拉手

FITTINGS, FINISHES AND APPLIANCES

裝置、裝修物料及設備

3. Interior Fittings (Tower)

Item	Description	Description	
		Type	Material
b. Bathroom	Type and material of fittings and equipment	Basin countertop	Solid surfacing
		Basin cabinet	Wooden cabinet with metal finish, plastic laminated finish and timber veneered finish
		Mirror cabinet	Applicable to all bathrooms (except Master Bathroom): Wooden cabinet with mirror finish, metal finish, plastic laminated finish and timber veneered finish Applicable to Master Bathroom: Wooden cabinet with glass finish, mirror finish, metal finish, plastic laminated finish and timber veneered finish
		Shower niche (Applicable to all bathrooms with shower cubicle)	Reconstituted stone
		Wash basin mixer	Chrome plated
		Wash basin	Vitreous china
		Water closet	Vitreous china
		Towel bar	Stainless steel (applicable to all bathrooms with shower cubicle) Chrome plated (applicable to all bathrooms with bath tub)
		Paper holder	Chrome plated
		Robe hook	Chrome plated

3. 室內裝置 (大廈)

細項	描述	描述	
		類型	用料
b. 浴室	裝置及設備的類型及用料	洗手盆檯面	實體面材
		洗手盆櫃	金屬飾面、膠板飾面及木皮飾面木製櫃
		鏡櫃	適用於所有浴室(主人浴室除外): 鏡飾面、金屬飾面、膠板飾面及木皮飾面木製櫃 適用於主人浴室: 玻璃飾面、鏡飾面、金屬飾面、膠板飾面及木皮飾面木製櫃
		淋浴間壁架 (適用於所有設有淋浴間的浴室)	人造石
		洗手盆水龍頭	鍍鉻
		洗手盆	陶瓷
		坐廁	陶瓷
		毛巾桿	不銹鋼 (適用於所有設有淋浴間的浴室) 鍍鉻 (適用於所有設有浴缸的浴室)
		廁紙架	鍍鉻
		掛勾	鍍鉻

FITTINGS, FINISHES AND APPLIANCES

裝置、裝修物料及設備

3. Interior Fittings (Tower)

Item		Description		
b.	Bathroom	Type and material of water supply system	Cold water supply	Copper water pipes with thermal insulation
			Hot water supply	Copper water pipes with thermal insulation
		Type and material of bathing facilities (including shower or bath tub, if applicable)	Shower set	Chrome plated
			Shower cubicle	Tempered glass
			Bath tub	Enameled steel
Size of bath tub (if applicable)	1500mm(L) x 700mm(W) x 390mm(H)			
c.	Kitchen	Material of sink unit	Stainless steel	
		Material of water supply system	Copper water pipes with thermal insulation for cold water supply and hot water supply	
		Material and finishes of kitchen cabinet	Material	Finishes
			Wooden cabinet	Metal finish, high gloss acrylic finish and plastic laminated finish
Type of all other fittings and equipment	Chrome plated sink mixer For the provision of the fire service installations and equipment fitted in or near Open Kitchen, including smoke detectors and sprinkler heads, please refer to the "Schedule of Mechanical and Electrical Provisions"			
d.	Bedroom	Type and material of fittings (including built-in wardrobe)	Not Applicable	
e.	Telephone	Location and number of connection points	Please refer to the "Schedule of Mechanical and Electrical Provisions"	
f.	Aerials	Location and number of connection points	Please refer to the "Schedule of Mechanical and Electrical Provisions"	
g.	Electrical installations	Electrical fittings (including safety devices)	Electrical fittings	Faceplate for all switches and power sockets
		Safety devices	Three phases electricity supply with distribution boards are provided in all flats	

3. 室內裝置 (大廈)

細項		描述		
b.	浴室	供水系統的類型及用料	冷水供應	配有隔熱外層之銅喉
			熱水供應	配有隔熱外層之銅喉
		沐浴設施類型及用料 (包括花灑或浴缸, 如適用)	花灑套裝	鍍鉻
			淋浴間	鋼化玻璃
			浴缸	搪瓷鋼鐵
浴缸大小 (如適用)	1500 毫米(長) x 700 毫米(闊) x 390 毫米(高)			
c.	廚房	洗滌盆的用料	不銹鋼	
		供水系統的用料	冷水供應及熱水供應均採用配有隔熱外層之銅喉	
		廚櫃的用料及裝修物料	用料	裝修物料
			木製櫃	金屬飾面、高光亞克力飾面及膠板飾面
所有其他裝置及設備的類型	鍍鉻水龍頭 有關安裝在開放式廚房內或附近的消防裝置及設備, 包括煙霧探測器及消防花灑頭, 請參閱「機電裝置數量說明表」			
d.	睡房	裝置的類型及用料 (包括嵌入式衣櫃)	不適用	
e.	電話	接駁點的位置及數目	請參閱「機電裝置數量說明表」	
f.	天線	接駁點的位置及數目	請參閱「機電裝置數量說明表」	
g.	電力裝置	供電附件 (包括安全裝置)	供電附件	所有開關掣及插座之面板
			安全裝置	三相電力供應並裝妥配電箱提供於所有單位

FITTINGS, FINISHES AND APPLIANCES

裝置、裝修物料及設備

3. Interior Fittings (Tower)

Item	Description			
g.	Electrical installations	Whether conduits are concealed or exposed	Conduits are partly concealed and partly exposed ¹	
		Location and number of power points and air-conditioner points	Please refer to the "Schedule of Mechanical and Electrical Provisions"	
Item	Description	Flat		
h.	Gas supply	Type	Towngas	Applicable to Kitchen and Open Kitchen of the following units: T1A: Flat A1 and A6 of 1/F to 3/F and 5/F to 9/F T1B: Flat A1 and A6 of 1/F to 3/F and 5/F to 9/F
		System	Gas supply pipe is provided and connected to gas hob	
		Location	Inside Kitchen	
Item	Description			
i.	Washing machine connection point	Location	Please refer to the "Schedule of Mechanical and Electrical Provisions"	
		Design	Drain point and water point are provided for Washer Dryer	
j.	Water supply	Material of water pipes	Copper water pipes with thermal insulation are provided for cold water supply and hot water supply	
		Whether water pipes are concealed or exposed	Water pipes are partly concealed and partly exposed ¹	
		Whether hot water is available	Hot water supply for Open Kitchens, Kitchens, Bathrooms and Lavatories	

Note:

- Other than those parts of the conduits and water pipes concealed within concrete, the rest of the conduits and water pipes are exposed. The exposed conduits and water pipes may be covered or hidden by false ceilings, bulkheads, cabinets, claddings, non-concrete partition walls, designated pipe ducts or other materials.

3. 室內裝置 (大廈)

細項	描述			
g.	電力裝置	導管是隱藏或外露	導管是部分隱藏及部分外露 ¹	
		電插座及空調機接駁點的位置及數目	請參閱「機電裝置數量說明表」	
細項	描述	單位		
h.	氣體供應	類型	煤氣	只適用於廚房及以下單位的開放式廚房: 第 1A 座: 1 樓至 3 樓及 5 樓至 9 樓 A1 及 A6 單位 第 1B 座: 1 樓至 3 樓及 5 樓至 9 樓 A1 及 A6 單位
		系統	提供煤氣喉接駁煤氣煮食爐	
		位置	廚房內	
細項	描述			
i.	洗衣機接駁點	位置	請參閱「機電裝置數量說明表」	
		設計	設有洗衣乾衣機去水及來水接駁喉點	
j.	供水	水管的用料	冷水供應及熱水供應均採用配有隔熱外層之銅喉	
		水管是隱藏或外露	水管是部分隱藏及部分外露 ¹	
		有否熱水供應	開放式廚房、廚房、浴室及洗手間均有熱水供應	

備註:

- 除部分隱藏於混凝土內之導管及水管外，其他部分的導管及水管均為外露。外露的導管及水管可能被假天花、假陣、貯存櫃、覆蓋層板、非混凝土間隔牆、指定之管道槽或其他物料遮蓋或掩藏。

FITTINGS, FINISHES AND APPLIANCES

裝置、裝修物料及設備

4. Miscellaneous (Tower)

Item	Description			
a. Lifts	Brand name and model number	Hitachi Model : MCA-925-C0105		
	Number of Lifts	6		
	Floors served by the Lifts	Tower:		
		T1A	Lift No. TL01: B/F, G/F, 1/F to 3/F and 5/F to 10/F	
		T1A	Lift No. TL02: B/F, G/F, 1/F to 3/F and 5/F to 10/F	
T1A		Lift No. TL03: B/F, G/F, 1/F to 3/F and 5/F to 10/F		
T1B	Lift No. TL04: B/F, G/F, 1/F to 3/F and 5/F to 10/F			
T1B	Lift No. TL05: B/F, G/F, 1/F to 3/F and 5/F to 10/F			
T1B	Lift No. TL06: B/F, G/F, 1/F to 3/F and 5/F to 10/F			
b. Letter box	Material	Stainless steel and timber veneered finish		
c. Refuse collection	Means of refuse collection	Collected by cleaners		
	Location of refuse room	Refuse Storage and Material Recovery Room is provided in the common area of each residential floor. Refuse Storage and Material Recovery Chamber is provided on B/F.		
Item		Water meter	Electricity meter	Gas meter
d. Water meter, electricity meter and gas meter	Location	Water meter for each flat inside Water Meter Cabinet on each floor	Electricity meter for each flat inside Electric Meter Room on each floor	Gas meter for each flat inside each Kitchen and Open Kitchen of the following units: T1A: Flat A1 and A6 of 1/F to 3/F and 5/F to 9/F T1B: Flat A1 and A6 of 1/F to 3/F and 5/F to 9/F
	Whether they are separate or communal meters for residential properties	Separate meter	Separate meter	Separate meter

The Vendor undertakes that if lifts or appliances of the specified brand name or model number are not installed in the Phase, lifts or appliances of comparable quality will be installed.

4. 雜項 (大廈)

細項	描述			
a. 升降機	品牌名稱及產品型號	日立 型號: MCA-925-C0105		
	升降機的數目	6		
	升降機到達的樓層	大廈: 第 1A 座 TL01 號升降機: 地庫、地下、1 樓至 3 樓及 5 樓至 10 樓 第 1A 座 TL02 號升降機: 地庫、地下、1 樓至 3 樓及 5 樓至 10 樓 第 1A 座 TL03 號升降機: 地庫、地下、1 樓至 3 樓及 5 樓至 10 樓 第 1B 座 TL04 號升降機: 地庫、地下、1 樓至 3 樓及 5 樓至 10 樓 第 1B 座 TL05 號升降機: 地庫、地下、1 樓至 3 樓及 5 樓至 10 樓 第 1B 座 TL06 號升降機: 地庫、地下、1 樓至 3 樓及 5 樓至 10 樓		
b. 信箱	用料	不銹鋼及木皮飾面		
c. 垃圾收集	垃圾收集的方法	由清潔工人收集垃圾		
	垃圾房的位置	各住宅樓層之公用地方均設有垃圾及物料回收房。垃圾及物料回收站設於地庫。		
細項		水錶	電錶	氣體錶
d. 水錶、電錶及氣體錶	位置	各單位水錶設於各樓層之水錶櫃內	各單位電錶設於各樓層之電錶房內	各單位氣體錶設於各廚房內及以下單位的開放式廚房內: 第 1A 座: 1 樓至 3 樓及 5 樓至 9 樓 A1 及 A6 單位 第 1B 座: 1 樓至 3 樓及 5 樓至 9 樓 A1 及 A6 單位
	就住宅單位而言是獨立抑或公用的錶	獨立錶	獨立錶	獨立錶

賣方承諾如期數中沒有安裝指明的品牌名稱或產品型號的升降機或設備, 便會安裝品質相若的升降機或設備。

FITTINGS, FINISHES AND APPLIANCES

裝置、裝修物料及設備

5. Security Facilities (Tower)

Item	Description	
Security system and equipment (including details of built-in provisions and their locations)	Access control and security system	Smart card access control system is installed at G/F Development entrance lobby, B/F and G/F residential entrance lobby, clubhouse and residential lift cars for resident access
	CCTV	CCTV cameras are installed at boundary fence wall of the Development, residential entrance lobby, residential lift lobby, staircase exits at roof and all lifts connecting to the G/F office accommodation for watchmen and caretaker
	Door phone	Door phone connected to the G/F office accommodation for watchmen and caretakers is installed in each residential flat

6. Appliances (Tower)

Item	Description
Appliances	For the brand name and model number, please refer to the "Appliance Schedule"

The Vendor undertakes that if lifts or appliances of the specified brand name or model number are not installed in the Phase, lifts or appliances of comparable quality will be installed.

5. 保安設施 (大廈)

細項	描述	
保安系統及設備 (包括嵌入式的裝備的細節及其位置)	入口通道控制及保安系統	發展項目地下入口大堂、地庫及地下住宅入口大堂、會所及住客升降機裝有智能卡出入管制系統供住客出入
	閉路電視	發展項目邊界圍牆、住宅入口大堂、住宅升降機大堂、天台之樓梯出口及所有升降機均裝有閉路電視連接位於地下的保安人員及管理員的辦公室
	門口對講機	各住宅單位均裝有門口對講機連接位於地下的保安人員及管理員的辦公室

6. 設備 (大廈)

細項	描述
設備	有關品牌名稱及產品型號，請參閱「設備說明表」

賣方承諾如期數中沒有安裝指明的品牌名稱或產品型號的升降機或設備，便會安裝品質相若的升降機或設備。

FITTINGS, FINISHES AND APPLIANCES

裝置、裝修物料及設備

1. Exterior Finishes (Villa)

Item		Description		
a.	External wall	Type of finishes	Curtain wall, tiles, bitumen paint, aluminium claddings, natural stone claddings, aluminium grilles and aluminium louvre	
b.	Window	Material of frame	Fluorocarbon coated aluminium frame	
		Material of glass	Living Room and Dining Room, Kitchen, Bedrooms, Junior Suite 2, Bedroom 3/Family Room and Utility Room (if any window)	Insulated Glazing Unit (IGU) with low-e coating glass
			Bathrooms (if any window)	Acid etched glass (applicable to all Bathrooms)
			Kitchen	Insulated Glazing Unit (IGU) with low-e coating glass
c.	Bay window	Material of bay window	Not Applicable	
		Window sill finishes	Not Applicable	
d.	Planter	Type of finishes	Tiles	
e.	Verandah or balcony	Type of finishes of balcony	Balcony	Installed with tempered glass balustrade with aluminium capping
			Wall	Aluminium claddings and tiles
			Floor	Tiles
			Ceiling	Aluminium claddings
		Whether balcony is covered	Balcony is covered	
		Verandah	Not Applicable	
f.	Drying facilities for clothing	Type	Not Applicable	
		Material	Not Applicable	

1. 外部裝修物料 (別墅)

細項		描述		
a.	外牆	裝修物料的类型	玻璃幕牆、瓦、瀝青油漆、鋁質覆蓋層板、天然石覆蓋層板、鋁質格柵及鋁質百葉	
b.	窗	框的用料	氟化碳塗層鋁質框	
		玻璃的用料	客廳及飯廳、廚房、睡房、小型套房 2、睡房 3/家庭室及工作間 (如有窗)	雙層中空低輻射鍍膜玻璃
			浴室 (如有窗)	酸蝕玻璃 (適用於所有浴室)
			廚房	雙層中空低輻射鍍膜玻璃
c.	窗台	窗台的用料	不適用	
		窗台板的裝修物料	不適用	
d.	花槽	裝修物料的类型	瓦	
e.	陽台或露台	露台裝修物料的类型	露台	裝有鋼化玻璃欄杆連鋁質頂卮
			牆壁	鋁質覆蓋層板及瓦
			地板	瓦
			天花板	鋁質覆蓋層板
		露台是否有蓋	露台均有蓋	
		陽台	不適用	
f.	乾衣設施	类型	不適用	
		用料	不適用	

FITTINGS, FINISHES AND APPLIANCES

裝置、裝修物料及設備

2. Interior Finishes (Villa)

Item	Description			
		Wall	Floor	Ceiling
a. Lobby	Type of finishes of Villa Entrance Lift Lobbies at B/F	Tiles, timber veneered finish and metal finish on exposed surfaces	Tiles on exposed surfaces	Plastic laminated finish
	Type of finishes of Villa Entrance Lobby at G/F	Natural stone, timber veneered finish, metal finish and glass finish on exposed surfaces	Natural stone on exposed surfaces	Gypsum board finished with emulsion paint
	Type of finishes of Villa Typical Floor Lift Lobbies	Tiles, timber veneered finish, metal finish and glass finish on exposed surfaces	Tiles on exposed surfaces	Plastic laminated finish
		Wall	Ceiling	
b. Internal wall and ceiling	Type of finishes for Living Room, Dining Room and Bedroom	Emulsion paint on exposed surfaces (except the following flats are finishes with timber veneered finish and emulsion paint on exposed surfaces: Living Room and Dining Room at Flat A and Flat B on 5/F)	Emulsion paint where exposed and gypsum board bulkhead finished with emulsion paint	
		Floor and Skirting		
c. Internal Floor	Material for Living Room and Dining Room (on exposed surfaces)	Floor	Engineered timber flooring; reconstituted stone border and metal provided between the Living Room and Dining Room and Balcony, Flat Roof and Garden door (if applicable)	
		Skirting	Engineered timber	
	Material for Bedroom (on exposed surfaces)	Floor	Engineered timber flooring; reconstituted stone border and metal provided between the Bedroom and Balcony, Utility Platform and Garden door (if applicable)	
		Skirting	Engineered timber	

2. 室內裝修物料(別墅)

細項	描述			
		牆壁	地板	天花板
a. 大堂	地庫別墅入口升降機大堂裝修物料的類型	瓦、木皮飾面及金屬飾面鋪砌於外露位置	瓦鋪砌於外露位置	膠板飾面
	地下別墅入口大堂裝修物料的類型	天然石、木皮飾面、金屬飾面及玻璃飾面鋪砌於外露位置	天然石鋪砌於外露位置	石膏板髹上乳膠漆
	別墅標準層升降機大堂裝修物料的類型	瓦、木皮飾面、金屬飾面及玻璃飾面鋪砌於外露位置	瓦鋪砌於外露位置	膠板飾面
		牆壁	天花板	
b. 內牆及天花板	客廳、飯廳及睡房裝修物料的類型	乳膠漆髹於外露位置 (除下列單位鋪砌木皮飾面及乳膠漆髹於外露位置: 5樓A單位及B單位客廳及飯廳)	乳膠漆髹於外露位置及石膏板假陣髹上乳膠漆	
		地板及牆腳線		
c. 內部地板	客廳及飯廳的用料(於外露位置)	地板	複合木地板; 客廳及飯廳與露台、平台及花園門(如適用)之間鋪砌人造石圍邊及金屬	
		牆腳線	複合木	
	睡房的用料(於外露位置)	地板	複合木地板; 睡房與露台、工作平台及花園門(如適用)之間鋪砌人造石圍邊及金屬	
		牆腳線	複合木	

FITTINGS, FINISHES AND APPLIANCES

裝置、裝修物料及設備

2. Interior Finishes (Villa)

Item	Description			
	Wall / Floor / Ceiling			
d. Bathroom	Type of finishes (on exposed surfaces)	Wall	Tiles (tiles on the back of basin cabinet)	
		Floor	Tiles and natural stone	Applicable to all bathrooms with shower cubicle
			Tiles	Applicable to all bathrooms with bath tub
		Ceiling	Gypsum board with emulsion paint and aluminium ceiling	
Wall finishes on exposed walls run up to level of false ceiling				
Wall / Floor / Ceiling / Cooking bench				
e. Kitchen	Types of finishes	Wall (on exposed surfaces)	Tiles, metal finish and mirror finish (Tiles on the back of kitchen cabinet)	
		Floor (on exposed surfaces)	Tiles	
		Ceiling (on exposed surfaces)	Gypsum board with emulsion paint and aluminium ceiling	
		Cooking bench	Solid surfacing	
Wall finishes on exposed walls run up to level of false ceiling				

2. 室內裝修物料 (別墅)

細項	描述			
	牆壁 / 地板 / 天花板			
d. 浴室	裝修物料的類型 (於外露位置)	牆壁	瓦 (洗手盆櫃背鋪瓦)	
		地板	瓦及天然石	適用於所有設有淋浴間的浴室
			瓦	適用於所有設有浴缸的浴室
		天花板	石膏板面髹上乳膠漆及鋁質天花板	
牆壁外露位置的裝修物料鋪砌至假天花水平				
牆壁 / 地板 / 天花板 / 灶台				
e. 廚房	裝修物料的類型	牆壁 (於外露位置)	瓦、金屬飾面及鏡飾面 (廚櫃背鋪瓦)	
		地板 (於外露位置)	瓦	
		天花板 (於外露位置)	石膏板面髹上乳膠漆及鋁質天花板	
		灶台	實體面材	
牆壁外露位置的裝修物料鋪砌至假天花水平				

FITTINGS, FINISHES AND APPLIANCES

裝置、裝修物料及設備

3. Interior Fittings (Villa)

Item	Description			
		Material	Finishes	Accessories
a. Doors	Unit Entrance door	Fire-rated solid core timber door	Timber veneered finish	Door viewer, door closer, lockset with handle and door stopper
	Bedroom door and Junior Suite 2 door	Solid core timber door	Timber veneered finish	Lockset with handle and door stopper
	Bedroom 3 / Family Room door (applicable to Flat A and B of 6/F)	Glass door with metal frame	Glass finish and metal finish	Handle
	Bathroom door	Applicable to the Master Bathroom and Bathroom with window: Solid core timber door Applicable to Master Bathroom and Bathroom without window: Solid core timber door with timber louvre	Timber veneered finish and plastic laminated finish	Applicable to the Bathrooms with sliding door: Lockset with handle Applicable to the Bathrooms with swing door: Lockset with handle and door stopper
	Kitchen door	Fire-rated solid core timber door with fire-rated glass vision panel	Timber veneered finish and glass	Door closer, lockset with handle and door stopper
	Lavatory door	Aluminium frame and louver with tempered glass door	Powder coated aluminium frame with sandblasted glass	Lockset with handle
	Powder Room door	Solid core timber door with timber louvre	Timber veneered finish and plastic laminated finish	Lockset with handle and door stopper
	Store door	Solid core timber door	Timber veneered finish	Lockset with handle and door stopper

3. 室內裝置 (別墅)

細項	描述			
		用料	裝修物料	配件
a. 門	單位入口大門	防火實心木門	木皮飾面	防盜眼、門鼓、門鎖連拉手及門擋
	睡房門及小型套房 2 門	實心木門	木皮飾面	門鎖連拉手及門擋
	睡房 3 / 家庭室門 (適用於 6 樓 A 及 B 單位)	玻璃門配金屬框	玻璃飾面及金屬飾面	拉手
	浴室門	適用於設有窗的主人浴室及浴室: 實心木門 適用於沒有窗的主人浴室及浴室: 實心木門連木百葉	木皮飾面及膠板飾面	適用於配趟門的浴室: 門鎖連拉手 適用於配掩門的浴室: 門鎖連拉手及門擋
	廚房門	防火實心木門配防火玻璃視窗	木皮飾面及玻璃	門鼓、門鎖連拉手及門擋
	洗手間門	鋁質框及百葉配鋼化玻璃門	粉末塗層鋁質框配噴沙玻璃	門鎖連拉手
	化妝室門	實心木門連木百葉	木皮飾面及膠板飾面	門鎖連拉手及門擋
	儲物房門	實心木門	木皮飾面	門鎖連拉手及門擋

FITTINGS, FINISHES AND APPLIANCES

裝置、裝修物料及設備

3. Interior Fittings (Villa)

Item	Description			
		Material	Finishes	Accessories
a. Doors	Balcony door	Aluminium frame with glass door	Fluorocarbon coated aluminium frame with glass	Lockset with handle
	Utility Platform door	Aluminium frame with glass door	Fluorocarbon coated aluminium frame with glass	Lockset with handle
	Utility Room door	Applicable to Utility Room with window: Solid core timber door	Timber veneered finish	Applicable to the Utility Rooms with sliding door: Lockset with handle
		Applicable to Utility Room without window: Solid core timber door with timber louvre		Applicable to the Utility Rooms with swing door: Lockset with handle and door stopper
	Flat Roof and Garden door	Aluminium frame with glass door	Fluorocarbon coated aluminium frame with glass	Lockset with handle
Staircase door	Aluminium frame with glass door	Fluorocarbon coated aluminium frame with glass	Lockset with handle	

3. 室內裝置 (別墅)

細項	描述			
		用料	裝修物料	配件
a. 門	露台門	鋁質框配玻璃門	氟化碳塗層鋁質框配玻璃	門鎖連拉手
	工作平台門	鋁質框配玻璃門	氟化碳塗層鋁質框配玻璃	門鎖連拉手
	工作間門	適用於設有窗的工作間: 實心木門	木皮飾面	適用於配趟門的工作間: 門鎖連拉手
		適用於沒有窗的工作間: 實心木門連木百葉		適用於配掩門的工作間: 門鎖連拉手及門擋
	平台及花園門	鋁質框配玻璃門	氟化碳塗層鋁質框配玻璃	門鎖連拉手
樓梯門	鋁質框配玻璃門	氟化碳塗層鋁質框配玻璃	門鎖連拉手	

FITTINGS, FINISHES AND APPLIANCES

裝置、裝修物料及設備

3. Interior Fittings (Villa)

Item	Description		
	Type	Material	
b. Bathroom	Type and material of fittings and equipment	Basin countertop	Natural stone
		Basin cabinet	Wooden cabinet with glass finish, timber veneered finish, plastic laminated and metal finish
		Mirror cabinet	Wooden cabinet with mirror finish, metal finish, plastic laminated and timber veneered finish (except Master Bathroom at the following units 1. Wooden cabinet with mirror finish, glass finish, metal finish, plastic laminated and timber veneered finish for Master Bathroom at Flat A and Flat B on G/F and Master Bathroom at Flat A of 1/F to 3/F 2. Wooden cabinet with mirror finish, metal finish and plastic laminated finish for Master Bathroom at Flat A and Flat B on 6/F)
		Shower niche (Applicable to Bathrooms with shower cubicle)	Natural stone
		Wash basin mixer	Chrome plated
		Wash basin	Vitreous china
		Water closet	Vitreous china
		Towel bar	Stainless steel (Applicable to Bathrooms with shower cubicle) Chrome plated (Applicable to Bathrooms with bath tub)
		Paper holder	Chrome plated
		Robe hook	Chrome plated
Motorised roller blind	Polyester with acrylic coating (Applicable to Master Bathroom at Flat A and Flat B on 6/F only)		

3. 室內裝置 (別墅)

細項	描述		
	裝置及設備的類型及用料	類型	用料
b. 浴室	裝置及設備的類型及用料	洗手盆檯面	天然石
		洗手盆櫃	玻璃飾面、木皮飾面、膠板及金屬飾面木製櫃
		鏡櫃	鏡飾面、金屬飾面、膠板及木皮飾面木製櫃 (除以下單位主人浴室 1. 鏡飾面、玻璃飾面、金屬飾面、膠板及木皮飾面木製櫃供地下 A 單位及 B 單位主人浴室及 1 樓至 3 樓 A 單位主人浴室 2. 鏡飾面、金屬飾面及膠板飾面木製櫃供 6 樓 A 單位及 B 單位主人浴室)
		淋浴間壁架 (適用於設有淋浴間的浴室)	天然石
		洗手盆水龍頭	鍍鉻
		洗手盆	陶瓷
		坐廁	陶瓷
		毛巾桿	不銹鋼 (適用於設有淋浴間的浴室) 鍍鉻 (適用於設有浴缸的浴室)
		廁紙架	鍍鉻
		掛勾	鍍鉻
電動捲軸簾	聚酯及丙烯酸塗層 (只適用於 6 樓 A 單位及 B 單位主人浴室)		

FITTINGS, FINISHES AND APPLIANCES

裝置、裝修物料及設備

3. Interior Fittings (Villa)

Item	Description		
	Type	Materials	
b. Bathroom	Type and material of water supply system	Cold water supply	Copper water pipes with thermal insulation
		Hot water supply	Copper water pipes with thermal insulation
	Type and material of bathing facilities (including shower or bath tub, if applicable)	Shower set	Chrome plated
		Shower cubicle	Tempered glass
		Bath tub	Enameled steel
Size of bath tub (if applicable)	1500mm(L) x 700mm(W) x 410mm(H)		
c. Kitchen	Material of sink unit	Stainless steel	
	Material of water supply system	Copper water pipes with thermal insulation for cold water supply and hot water supply	
	Material and finishes of kitchen cabinet	Material	Finishes
		Wooden cabinet	Metal finish, high gloss acrylic finish and plastic laminated finish
Type of all other fittings and equipment	Chrome plated sink mixer		
d. Bedroom	Type and material of fittings (including built-in wardrobe)	Not Applicable	
e. Telephone	Location and number of connection points	Please refer to the "Schedule of Mechanical and Electrical Provisions"	
f. Aerials	Location and number of connection points	Please refer to the "Schedule of Mechanical and Electrical Provisions"	

3. 室內裝置 (別墅)

細項	描述		
	類型	用料	
b. 浴室	供水系統的類型及用料	冷水供應	配有隔熱外層之銅喉
		熱水供應	配有隔熱外層之銅喉
	沐浴設施類型及用料 (包括花灑或浴缸, 如適用)	花灑套裝	鍍鉻
		淋浴間	鋼化玻璃
		浴缸	搪瓷鋼鐵
浴缸大小 (如適用)	1500 毫米 (長) x 700 毫米 (闊) x 410 毫米 (高)		
c. 廚房	洗滌盆的用料	不銹鋼	
	供水系統的用料	冷水供應及熱水供應均採用配有隔熱外層之銅喉	
	廚櫃的用料及裝修物料	用料	裝修物料
		木製櫃	金屬飾面、高光亞克力飾面及膠板飾面
所有其他裝置及設備的類型	鍍鉻水龍頭		
d. 睡房	裝置的類型及用料 (包括嵌入式衣櫃)	不適用	
e. 電話	接駁點的位置及數目	請參閱「機電裝置數量說明表」	
f. 天線	接駁點的位置及數目	請參閱「機電裝置數量說明表」	

FITTINGS, FINISHES AND APPLIANCES

裝置、裝修物料及設備

3. Interior Fittings (Villa)

Items		Description		
g.	Electrical installations	Electrical fittings (including safety devices)	Electrical fittings	Faceplate for all switches and power sockets
			Safety devices	Three phases electricity supply with distribution boards are provided in all flats
		Whether conduits are concealed or exposed	Conduits are partly concealed and partly exposed ¹	
		Location and number of power points and air-conditioner points	Please refer to the "Schedule of Mechanical and Electrical Provisions"	
h.	Gas supply	Type	Towngas	
		System	Gas supply pipe is provided and connected to gas hob	
		Location	Inside Kitchen	
i.	Washing machine connection point	Location	Inside Kitchen	
		Design	Drain point and water point are provided for Washer Dryer	
j.	Water supply	Material of water pipes	Copper water pipes with thermal insulation are provided for cold water supply and hot water supply	
		Whether water pipes are concealed or exposed	Water pipes are partly concealed and partly exposed ¹	
		Whether hot water is available	Hot water supply for Kitchen, Powder Room, Bathroom and Lavatory	

Notes:

- Other than those parts of the conduits and water pipes concealed within concrete, the rest of the conduits and water pipes are exposed. The exposed conduits and water pipes may be covered or hidden by false ceilings, bulkheads, cabinets, claddings, non-concrete partition walls, designated pipe ducts or other materials.

3. 室內裝置 (別墅)

細項		描述		
g.	電力裝置	供電附件 (包括安全裝置)	供電附件	所有開關掣及插座之面板
			安全裝置	三相電力供應並裝妥配電箱提供於所有單位
		導管是隱藏或外露	導管是部分隱藏及部分外露 ¹	
		電插座及空調機接駁點的位置及數目	請參閱「機電裝置數量說明表」	
h.	氣體供應	類型	煤氣	
		系統	提供煤氣喉接駁煤氣煮食爐	
		位置	廚房內	
i.	洗衣機接駁點	位置	廚房內	
		設計	設有洗衣乾衣機去水及來水接駁喉點	
j.	供水	水管的用料	冷水供應及熱水供應均採用配有隔熱外層之銅喉	
		水管是隱藏或外露	水管是部分隱藏及部分外露 ¹	
		有否熱水供應	廚房、化妝室、浴室及洗手間均有熱水供應	

備註:

- 除部分隱藏於混凝土內之導管及水管外，其他部分的導管及水管均為外露。外露的導管及水管可能被假天花、假陣、貯存櫃、覆蓋層板、非混凝土間隔牆、指定之管道槽或其他物料遮蓋或掩藏。

FITTINGS, FINISHES AND APPLIANCES

裝置、裝修物料及設備

4. Miscellaneous (Villa)

Item		Description			
a.	Lifts	Brand name and model number	Hitachi Model: LCA-900-C090		
		Number of Lifts	8		
		Floors served by the Lifts	RV1 RV2 RV3 RV5 RV6 RV7 RV8 RV9	Lift No. VL01: B/F, G/F, 1/F to 3/F and 5/F Lift No. VL02: B/F, G/F, 1/F to 3/F and 5/F Lift No. VL03: B/F, G/F, 1/F to 3/F and 5/F Lift No. VL05: B/F, G/F, 1/F to 3/F and 5/F Lift No. VL06: B/F, G/F, 1/F to 3/F and 5/F Lift No. VL07: B/F, G/F, 1/F to 3/F and 5/F Lift No. VL08: B/F, G/F, 1/F to 3/F and 5/F Lift No. VL09: B/F, G/F, 1/F to 3/F and 5/F	
b.	Letter box	Material	Stainless steel and timber veneered finish		
c.	Refuse collection	Means of refuse collection	Collected by cleaners		
		Location of refuse room	Refuse Storage and Material Recovery Chamber is provided on B/F		
Item		Water meter	Electricity meter	Gas meter	
d.	Water meter, electricity meter and gas meter	Location	Water meter for each flat inside Water Meter Room on B/F	Electricity meter for each flat inside Electric Meter Room on each floor	Gas meter for each flat inside each Kitchen
		Whether they are separate or communal meters for residential properties	Separate meter	Separate meter	Separate meter

The Vendor undertakes that if lifts or appliances of the specified brand name or model number are not installed in the Phase, lifts or appliances of comparable quality will be installed.

4. 雜項 (別墅)

細項		描述			
a.	升降機	品牌名稱及產品型號	日立 型號: LCA-900-C090		
		升降機的數目	8		
		升降機到達的樓層	別墅 RV1 別墅 RV2 別墅 RV3 別墅 RV5 別墅 RV6 別墅 RV7 別墅 RV8 別墅 RV9	VL01 號升降機: 地庫、地下、1 樓至 3 樓及 5 樓 VL02 號升降機: 地庫、地下、1 樓至 3 樓及 5 樓 VL03 號升降機: 地庫、地下、1 樓至 3 樓及 5 樓 VL05 號升降機: 地庫、地下、1 樓至 3 樓及 5 樓 VL06 號升降機: 地庫、地下、1 樓至 3 樓及 5 樓 VL07 號升降機: 地庫、地下、1 樓至 3 樓及 5 樓 VL08 號升降機: 地庫、地下、1 樓至 3 樓及 5 樓 VL09 號升降機: 地庫、地下、1 樓至 3 樓及 5 樓	
b.	信箱	用料	不銹鋼及木皮飾面		
c.	垃圾收集	垃圾收集的方法	由清潔工人收集垃圾		
		垃圾房的位置	垃圾及物料回收站設於地庫		
細項		水錶	電錶	氣體錶	
d.	水錶、電錶及氣體錶	位置	各單位水錶設於地庫之水錶房內	各單位電錶設於各樓層之電錶房內	各單位氣體錶設於各廚房內
		就住宅單位而言是獨立抑或公用的錶	獨立錶	獨立錶	獨立錶

賣方承諾如期數中沒有安裝指明的品牌名稱或產品型號的升降機或設備，便會安裝品質相若的升降機或設備。

FITTINGS, FINISHES AND APPLIANCES

裝置、裝修物料及設備

5. Security Facilities (Villa)

Item	Description	
Security system and equipment (including details of built-in provisions and their locations)	Access control and security system	Smart card access control system is installed at G/F Development entrance lobby, B/F and G/F residential entrance lobby, clubhouse and residential lift cars for resident access
	CCTV	CCTV cameras are installed at boundary fence wall of the Development, residential entrance lobby, residential lift lobby, staircase exits at roof and all lifts connecting to the G/F office accommodation for watchmen and caretakers
	Intrusion detection system	Thermal network cameras are installed at boundary fence wall of the Development abutting non-building area connecting to the G/F office accommodation for watchmen and caretakers
	Door phone	Door phone connected to the G/F office accommodation for watchmen and caretakers is installed in each residential flat

6. Appliances (Villa)

Item	Description
Appliances	For the brand name and model number, please refer to the "Appliance Schedule"

The Vendor undertakes that if lifts or appliances of the specified brand name or model number are not installed in the Phase, lifts or appliances of comparable quality will be installed.

5. 保安設施 (別墅)

細項	描述	
保安系統及設備 (包括嵌入式的裝備的細節及其位置)	入口通道控制及保安系統	發展項目地下入口大堂、地庫及地下住宅入口大堂、會所及住客升降機裝有智能卡出入管制系統供住客出入
	閉路電視	發展項目邊界圍牆、住宅入口大堂、住宅升降機大堂、天台之樓梯出口及所有升降機均裝有閉路電視連接位於地下的保安人員及管理員的辦公室
	入侵偵測系統	鄰接非建築用地的發展項目邊界圍牆裝有熱顯像攝影機連接位於地下的保安人員及管理員的辦公室
	門口對講機	各住宅單位均裝有門口對講機連接位於地下的保安人員及管理員的辦公室

6. 設備 (別墅)

細項	描述
設備	有關品牌名稱及產品型號，請參閱「設備說明表」

賣方承諾如期數中沒有安裝指明的品牌名稱或產品型號的升降機或設備，便會安裝品質相若的升降機或設備。

FITTINGS, FINISHES AND APPLIANCES

裝置、裝修物料及設備

Appliance Schedule - Kitchen / Open Kitchen, Living Room and Dining Room

設備說明表 - 廚房 / 開放式廚房、客廳及飯廳

T1A 第1A座				G/F 地下							
Location 位置	Appliance 設備	Brand Name 品牌名稱	Model No. 產品型號	B1	B2	B3	B5	B6	B7	C1	C2
Kitchen / Open Kitchen 廚房 / 開放式廚房	Combi Steam Microwave Oven 微波蒸焗爐	Siemens 西門子	CP565AGS0B	✓	✓	✓	✓	✓	✓	✓*	✓
	Induction Hob 電磁爐	Siemens 西門子	EH375FBB1E	✓	✓	✓	✓	✓	-	✓	✓
			EH675LDC2E	-	-	-	-	-	✓	-	-
	Cooker Hood 抽油煙機	Siemens 西門子	LI67SA530B	✓	✓	✓	✓	✓	✓	✓	✓
	Washer Dryer 洗衣乾衣機	Mia Cucina	BUWD85	✓*	✓*	✓*	✓*	✓*	✓*	✓	✓*
	Refrigerator 雪櫃	Mia Cucina	BRFG177	✓*	✓*	✓*	✓*	✓*	✓*	✓*	✓*
Siemens 西門子		K124LV20HK	-	-	-	-	-	-	-	-	-
Electric Water Heater 電熱水爐	STIEBEL ELTRON 斯寶亞創	DHM 6	✓	✓	✓	✓	✓	✓	✓	✓	✓
Living Room and Dining Room 客廳及飯廳	Router 路由器	TP-Link	TL-HKR473GP-AC	✓	✓	✓	✓	✓	✓	✓	✓

Notes:

1. The symbol " ✓ " as shown in the above table denotes "Provided".
2. The symbol " - " as shown in the above table denotes "Not Provided".
3. The symbol " / " as shown in the above table denotes "Not Applicable".
4. The symbol " * " as shown in the above table denotes "Appliance installed inside Living Room and Dining Room".
5. The Vendor may substitute the appliances with the same model but with opposite side of hinge which is of comparable quality.
6. The Vendor undertakes that if lifts or appliances of the specified brand name or model number are not installed in the Phase, lifts or appliances of comparable quality will be installed.

備註：

1. 上表 " ✓ " 代表「提供」。
2. 上表 " - " 代表「不提供」。
3. 上表 " / " 代表「不適用」。
4. 上表 " * " 代表「設備安裝於客廳及飯廳內」。
5. 賣方可能以相反方向的鉸鏈但品質相若的相同型號產品代替設備。
6. 賣方承諾如期數中沒有安裝指明的品牌名稱或產品型號的升降機或設備，便會安裝品質相若的升降機或設備。

FITTINGS, FINISHES AND APPLIANCES

裝置、裝修物料及設備

Appliance Schedule - Kitchen / Open Kitchen, Living Room and Dining Room

設備說明表 - 廚房 / 開放式廚房、客廳及飯廳

T1A 第1A座				1/F - 3/F & 5/F - 9/F 1樓至3樓 及 5樓至9樓																
Location 位置	Appliance 設備	Brand Name 品牌名稱	Model No. 產品型號	A1	A2	A3	A5	A6	B1	B2	B3	B5	B6	B7	C1	C2	C3	C5	C6	
Kitchen / Open Kitchen 廚房 / 開放式廚房	Combi Steam Microwave Oven 微波蒸焗爐	Siemens 西門子	CP565AGS0B	✓	✓	✓	✓	✓	✓	✓	✓	✓	✓	✓	✓*	✓	✓	✓	✓	✓
	Induction Hob 電磁爐	Siemens 西門子	EH375FBB1E	✓	✓	✓	-	✓	✓	✓	✓	✓	✓	✓	-	✓	✓	✓	✓	✓
			EH675LDC2E	-	-	-	✓	-	-	-	-	-	-	-	✓	-	-	-	-	-
	Gas Hob 煤氣爐	Siemens 西門子	ER3B6BB70X	✓	-	-	-	✓	-	-	-	-	-	-	-	-	-	-	-	-
	Cooker Hood 抽油煙機	Siemens 西門子	LI67SA530B	✓	✓	✓	✓	✓	✓	✓	✓	✓	✓	✓	✓	✓	✓	✓	✓	✓
	Washer Dryer 洗衣乾衣機	Mia Cucina	BUWD85	✓*	✓*	✓*	✓*	✓*	✓*	✓*	✓*	✓*	✓*	✓*	✓*	✓	✓*	✓*	✓*	✓*
	Refrigerator 雪櫃	Mia Cucina	BREG177	✓*	✓*	✓*	✓*	✓*	✓*	✓*	✓*	✓*	✓*	✓*	✓*	✓*	✓*	✓*	✓*	✓*
Siemens 西門子		K124LV20HK	-	-	-	-	-	-	-	-	-	-	-	-	-	-	-	-	-	
Electric Water Heater 電熱水爐	STIEBEL ELTRON 斯寶亞創	DHM 6	✓	✓	✓	✓	✓	✓	✓	✓	✓	✓	✓	✓	✓	✓	✓	✓	✓	
Living Room and Dining Room 客廳及飯廳	Router 路由器	TP-Link	TL-HKR473GP-AC	-	✓	✓	✓	-	✓	✓	✓	✓	✓	✓	✓	✓	✓	✓	✓	
			TL-HKR479GPE-AC	✓	-	-	-	✓	-	-	-	-	-	-	-	-	-	-	-	-

Notes:

1. The symbol " ✓ " as shown in the above table denotes "Provided".
2. The symbol " - " as shown in the above table denotes "Not Provided".
3. The symbol " / " as shown in the above table denotes "Not Applicable".
4. The symbol " * " as shown in the above table denotes "Appliance installed inside Living Room and Dining Room".
5. The Vendor may substitute the appliances with the same model but with opposite side of hinge which is of comparable quality.
6. The Vendor undertakes that if lifts or appliances of the specified brand name or model number are not installed in the Phase, lifts or appliances of comparable quality will be installed.

備註:

1. 上表 " ✓ " 代表「提供」。
2. 上表 " - " 代表「不提供」。
3. 上表 " / " 代表「不適用」。
4. 上表 " * " 代表「設備安裝於客廳及飯廳內」。
5. 賣方可能以相反方向的鉸鏈但品質相若的相同型號產品代替設備。
6. 賣方承諾如期數中沒有安裝指明的品牌名稱或產品型號的升降機或設備，便會安裝品質相若的升降機或設備。

FITTINGS, FINISHES AND APPLIANCES

裝置、裝修物料及設備

Appliance Schedule - Kitchen / Open Kitchen, Living Room and Dining Room

設備說明表 - 廚房 / 開放式廚房、客廳及飯廳

T1A 第1A座				10/F 10樓														
Location 位置	Appliance 設備	Brand Name 品牌名稱	Model No. 產品型號	A1	A2	A3	A5	A6	B2	B3	B5	B6	B7	C1	C2	C3	C5	
Kitchen / Open Kitchen 廚房 / 開放式廚房	Combi Steam Microwave Oven 微波蒸焗爐	Siemens 西門子	CP565AGS0B	-	✓	✓	✓	-	✓	✓	✓	✓	✓	✓*	✓	✓	✓	
	Steam Oven 蒸爐	Siemens 西門子	CD634GAS0	✓	-	-	-	✓	-	-	-	-	-	-	-	-	-	
	Combi Microwave Oven 微波焗爐	Siemens 西門子	CM585AMS0B	✓	-	-	-	✓	-	-	-	-	-	-	-	-	-	
	Induction Hob 電磁爐	Siemens 西門子	EH375FBB1E	-	✓	✓	-	-	✓	✓	✓	✓	✓	-	✓	✓	✓	✓
			EH675LDC2E	-	-	-	✓	-	-	-	-	-	-	✓	-	-	-	-
			EX375FXB1E	✓	-	-	-	✓	-	-	-	-	-	-	-	-	-	-
	Gas Hob 煤氣爐	Siemens 西門子	ER3B6AB70X	✓	-	-	-	✓	-	-	-	-	-	-	-	-	-	-
			ER3B6BB70X	✓	-	-	-	✓	-	-	-	-	-	-	-	-	-	-
	Cooker Hood 抽油煙機	Siemens 西門子	L167SA530B	-	✓	✓	✓	-	✓	✓	✓	✓	✓	✓	✓	✓	✓	✓
			L197SA530B	✓	-	-	-	✓	-	-	-	-	-	-	-	-	-	-
	Washer Dryer 洗衣乾衣機	Mia Cucina	BUWD85	✓	✓*	✓*	✓*	✓	✓*	✓*	✓*	✓*	✓*	✓*	✓	✓*	✓*	✓*
	Refrigerator 雪櫃	Mia Cucina	BRFG177	✓	✓*	✓*	✓*	✓	✓*	✓*	✓*	✓*	✓*	✓*	✓*	✓*	✓*	✓*
		Siemens 西門子	K124LV20HK	-	-	-	-	-	-	-	-	-	-	-	-	-	-	-
	Electric Water Heater 電熱水爐	STIEBEL ELTRON 斯寶亞創	DHM 6	✓	✓	✓	✓	✓	✓	✓	✓	✓	✓	✓	✓	✓	✓	✓
Exhaust Fan 抽氣扇	GELEC 通用電器	DPT10-24H	✓	-	-	-	✓	-	-	-	-	-	-	-	-	-	-	
Router 路由器	TP-Link	TL-HKR479GPE-AC	✓	-	-	-	✓	-	-	-	-	-	-	-	-	-	-	
Living Room and Dining Room 客廳及飯廳	Router 路由器	TP-Link	TL-HKR473GP-AC	-	✓	✓	✓	-	✓	✓	✓	✓	✓	✓	✓	✓	✓	
			TL-HKR479GPE-AC	-	-	-	-	-	-	-	-	-	-	-	-	-	-	-

Notes:

- The symbol "✓" as shown in the above table denotes "Provided".
- The symbol "-" as shown in the above table denotes "Not Provided".
- The symbol "/" as shown in the above table denotes "Not Applicable".
- The symbol "*" as shown in the above table denotes "Appliance installed inside Living Room and Dining Room".
- The Vendor may substitute the appliances with the same model but with opposite side of hinge which is of comparable quality.
- The Vendor undertakes that if lifts or appliances of the specified brand name or model number are not installed in the Phase, lifts or appliances of comparable quality will be installed.

備註:

- 上表 "✓" 代表「提供」。
- 上表 "-" 代表「不提供」。
- 上表 "/" 代表「不適用」。
- 上表 "*" 代表「設備安裝於客廳及飯廳內」。
- 賣方可能以相反方向的鉸鏈但品質相若的相同型號產品代替設備。
- 賣方承諾如期數中沒有安裝指明的品牌名稱或產品型號的升降機或設備，便會安裝品質相若的升降機或設備。

FITTINGS, FINISHES AND APPLIANCES

裝置、裝修物料及設備

Appliance Schedule - Kitchen / Open Kitchen, Living Room and Dining Room

設備說明表 - 廚房 / 開放式廚房、客廳及飯廳

T1B 第1B座				1/F - 3/F & 5/F - 9/F 1樓至3樓及5樓至9樓																
Location 位置	Appliance 設備	Brand Name 品牌名稱	Model No. 產品型號	A1	A2	A3	A5	A6	B1	B2	B3	B5	B6	B7	C1	C2	C3	C5	C6	
Kitchen / Open Kitchen 廚房 / 開放式廚房	Combi Steam Microwave Oven 微波蒸焗爐	Siemens 西門子	CP565AGS0B	✓	✓	✓	✓	✓	✓	✓	✓	✓	✓	✓	✓*	✓	✓	✓	✓	✓
	Induction Hob 電磁爐	Siemens 西門子	EH375FBB1E	✓	✓	✓	-	✓	✓	✓	✓	✓	✓	✓	-	✓	✓	✓	✓	✓
			EH675LDC2E	-	-	-	✓	-	-	-	-	-	-	-	✓	-	-	-	-	-
	Gas Hob 煤氣爐	Siemens 西門子	ER3B6BB70X	✓	-	-	-	✓	-	-	-	-	-	-	-	-	-	-	-	-
	Cooker Hood 抽油煙機	Siemens 西門子	LI67SA530B	✓	✓	✓	✓	✓	✓	✓	✓	✓	✓	✓	✓	✓	✓	✓	✓	✓
	Washer Dryer 洗衣乾衣機	Mia Cucina	BUWD85	✓*	✓*	✓*	✓*	✓*	✓*	✓*	✓*	✓*	✓*	✓*	✓*	✓	✓*	✓*	✓*	✓*
	Refrigerator 雪櫃	Mia Cucina	BREFG177	✓*	✓*	✓*	✓*	✓*	✓*	✓*	✓*	✓*	✓*	✓*	✓*	-	✓*	✓*	✓*	✓*
Siemens 西門子		K124LV20HK	-	-	-	-	-	-	-	-	-	-	-	-	✓*	-	-	-	-	
Electric Water Heater 電熱水爐	STIEBEL ELTRON 斯寶亞創	DHM 6	✓	✓	✓	✓	✓	✓	✓	✓	✓	✓	✓	✓	✓	✓	✓	✓	✓	
Living Room and Dining Room 客廳及飯廳	Router 路由器	TP-Link	TL-HKR473GP-AC	-	✓	✓	✓	-	✓	✓	✓	✓	✓	✓	✓	✓	✓	✓	✓	
			TL-HKR479GPE-AC	✓	-	-	-	✓	-	-	-	-	-	-	-	-	-	-	-	-

Notes:

1. The symbol " ✓ " as shown in the above table denotes "Provided".
2. The symbol " - " as shown in the above table denotes "Not Provided".
3. The symbol " / " as shown in the above table denotes "Not Applicable".
4. The symbol " * " as shown in the above table denotes "Appliance installed inside Living Room and Dining Room".
5. The Vendor may substitute the appliances with the same model but with opposite side of hinge which is of comparable quality.
6. The Vendor undertakes that if lifts or appliances of the specified brand name or model number are not installed in the Phase, lifts or appliances of comparable quality will be installed.

備註：

1. 上表 " ✓ " 代表「提供」。
2. 上表 " - " 代表「不提供」。
3. 上表 " / " 代表「不適用」。
4. 上表 " * " 代表「設備安裝於客廳及飯廳內」。
5. 賣方可能以相反方向的鉸鏈但品質相若的相同型號產品代替設備。
6. 賣方承諾如期數中沒有安裝指明的品牌名稱或產品型號的升降機或設備，便會安裝品質相若的升降機或設備。

FITTINGS, FINISHES AND APPLIANCES

裝置、裝修物料及設備

Appliance Schedule - Kitchen / Open Kitchen, Living Room and Dining Room

設備說明表 - 廚房 / 開放式廚房、客廳及飯廳

T1B 第1B座				10/F 10樓														
Location 位置	Appliance 設備	Brand Name 品牌名稱	Model No. 產品型號	A1	A2	A3	A5	A6	B2	B3	B5	B6	B7	C1	C2	C3	C5	
Kitchen / Open Kitchen 廚房 / 開放式廚房	Combi Steam Microwave Oven 微波蒸焗爐	Siemens 西門子	CP565AGS0B	-	✓	✓	✓	-	✓	✓	✓	✓	✓	✓*	✓	✓	✓	
	Steam Oven 蒸爐	Siemens 西門子	CD634GAS0	✓	-	-	-	✓	-	-	-	-	-	-	-	-	-	
	Combi Microwave Oven 微波焗爐	Siemens 西門子	CM585AMS0B	✓	-	-	-	✓	-	-	-	-	-	-	-	-	-	
	Induction Hob 電磁爐	Siemens 西門子	EH375FBB1E	-	✓	✓	-	-	✓	✓	✓	✓	✓	-	✓	✓	✓	✓
			EH675LDC2E	-	-	-	✓	-	-	-	-	-	-	✓	-	-	-	-
			EX375FXB1E	✓	-	-	-	✓	-	-	-	-	-	-	-	-	-	-
	Gas Hob 煤氣爐	Siemens 西門子	ER3B6AB70X	✓	-	-	-	✓	-	-	-	-	-	-	-	-	-	-
			ER3B6BB70X	✓	-	-	-	✓	-	-	-	-	-	-	-	-	-	-
	Cooker Hood 抽油煙機	Siemens 西門子	L167SA530B	-	✓	✓	✓	-	✓	✓	✓	✓	✓	✓	✓	✓	✓	✓
			L197SA530B	✓	-	-	-	✓	-	-	-	-	-	-	-	-	-	-
	Washer Dryer 洗衣乾衣機	Mia Cucina	BUWD85	✓	✓*	✓*	✓*	✓	✓*	✓*	✓*	✓*	✓*	✓*	✓	✓*	✓*	✓*
	Refrigerator 雪櫃	Mia Cucina	BRFG177	✓	✓*	✓*	✓*	✓	✓*	✓*	✓*	✓*	✓*	✓*	-	✓*	✓*	✓*
		Siemens 西門子	K124LV20HK	-	-	-	-	-	-	-	-	-	-	-	✓*	-	-	-
	Electric Water Heater 電熱水爐	STIEBEL ELTRON 斯寶亞創	DHM 6	✓	✓	✓	✓	✓	✓	✓	✓	✓	✓	✓	✓	✓	✓	✓
Exhaust Fan 抽氣扇	GELEC 通用電器	DPT10-24H	✓	-	-	-	✓	-	-	-	-	-	-	-	-	-	-	
Router 路由器	TP-Link	TL-HKR479GPE-AC	✓	-	-	-	✓	-	-	-	-	-	-	-	-	-	-	
Living Room and Dining Room 客廳及飯廳	Router 路由器	TP-Link	TL-HKR473GP-AC	-	✓	✓	✓	-	✓	✓	✓	✓	✓	✓	✓	✓	✓	
			TL-HKR479GPE-AC	-	-	-	-	-	-	-	-	-	-	-	-	-	-	-

Notes:

- The symbol "✓" as shown in the above table denotes "Provided".
- The symbol "-" as shown in the above table denotes "Not Provided".
- The symbol "/" as shown in the above table denotes "Not Applicable".
- The symbol "*" as shown in the above table denotes "Appliance installed inside Living Room and Dining Room".
- The Vendor may substitute the appliances with the same model but with opposite side of hinge which is of comparable quality.
- The Vendor undertakes that if lifts or appliances of the specified brand name or model number are not installed in the Phase, lifts or appliances of comparable quality will be installed.

備註:

- 上表 "✓" 代表「提供」。
- 上表 "-" 代表「不提供」。
- 上表 "/" 代表「不適用」。
- 上表 "*" 代表「設備安裝於客廳及飯廳內」。
- 賣方可能以相反方向的鉸鏈但品質相若的相同型號產品代替設備。
- 賣方承諾如期數中沒有安裝指明的品牌名稱或產品型號的升降機或設備，便會安裝品質相若的升降機或設備。

FITTINGS, FINISHES AND APPLIANCES

裝置、裝修物料及設備

Appliance Schedule - Kitchen / Open Kitchen, Living Room and Dining Room

設備說明表 - 廚房 / 開放式廚房、客廳及飯廳

RV1-3 & RV5-9 別墅RV1至3 及 別墅RV5至9				G/F 地下		1/F-2/F 1樓至2樓			3/F 3樓		5/F - 6/F 5樓至6樓	
Location 位置	Appliance 設備	Brand Name 品牌名稱	Model No. 產品型號	A	B	A	B	C	A	B	A	B
Kitchen 廚房	Steam Oven 蒸爐	Siemens 西門子	CD634GAS0	✓	✓	✓	✓	✓	✓	✓	✓	✓
	Combi Microwave Oven 微波焗爐	Siemens 西門子	CM585AMS0B	✓	✓	✓	✓	✓	✓	✓	✓	✓
	Induction Hob 電磁爐	Siemens 西門子	EX375FXB1E	✓	✓	✓	✓	✓	✓	✓	✓	✓
	Gas Hob 煤氣爐	Siemens 西門子	ER3B6AB70X	✓	✓	✓	✓	✓	✓	✓	✓	✓
			ER3B6BB70X	✓	✓	✓	✓	✓	✓	✓	✓	✓
	Cooker Hood 抽油煙機	Siemens 西門子	LC91BUR50B	✓	✓	✓	✓	✓	✓	✓	✓	✓
	Washer Dryer 洗衣乾衣機	Siemens 西門子	WK14D321HK	✓	✓	✓	✓	✓	✓	✓	✓	✓
	Refrigerator 雪櫃	Siemens 西門子	K186NAF31K	✓	✓	✓	✓	✓	✓	✓	✓	✓
	Electric Water Heater 電熱水爐	STIEBEL ELTRON 斯寶亞創	DHM 6	✓	✓	✓	✓	✓	✓	✓	✓	✓
	Exhaust Fan 抽氣扇	GELEC 通用電器	DPT10-24H	✓	✓	✓	✓	✓	✓	✓	✓	✓
Router 路由器	TP-Link	TL-HKR479GPE-AC	✓	✓	✓	✓	✓	✓	✓	✓	✓	

Notes:

1. The symbol " ✓ " as shown in the above table denotes "Provided".
2. The symbol " - " as shown in the above table denotes "Not Provided".
3. The symbol " / " as shown in the above table denotes "Not Applicable".
4. The Vendor may substitute the appliances with the same model but with opposite side of hinge which is of comparable quality.
5. The Vendor undertakes that if lifts or appliances of the specified brand name or model number are not installed in the Phase, lifts or appliances of comparable quality will be installed.

備註：

1. 上表 " ✓ " 代表「提供」。
2. 上表 " - " 代表「不提供」。
3. 上表 " / " 代表「不適用」。
4. 賣方可能以相反方向的鉸鏈但品質相若的相同型號產品代替設備。
5. 賣方承諾如期數中沒有安裝指明的品牌名稱或產品型號的升降機或設備，便會安裝品質相若的升降機或設備。

FITTINGS, FINISHES AND APPLIANCES

裝置、裝修物料及設備

Appliance Schedule - Bathroom, Powder Room and Lavatory

設備說明表 - 浴室、化妝室及洗手間

T1A 第1A座				G/F 地下							
Location 位置	Appliance 設備	Brand Name 品牌名稱	Model No. 產品型號	B1	B2	B3	B5	B6	B7	C1	C2
Bathroom 浴室	Electric Water Heater 電熱水爐	STIEBEL ELTRON 斯寶亞創	DHB-E 27 SLi	✓	✓	✓	✓	✓	✓	✓	✓
	Exhaust Fan 抽氣扇	GELEC 通用電器	DPT07-13H	✓	✓	✓	✓	✓	✓	✓	✓

Notes:

1. The symbol " ✓ " as shown in the above table denotes "Provided".
2. The symbol " - " as shown in the above table denotes "Not Provided".
3. The symbol " / " as shown in the above table denotes "Not Applicable".
4. The Vendor undertakes that if lifts or appliances of the specified brand name or model number are not installed in the Phase, lifts or appliances of comparable quality will be installed.

備註：

1. 上表 " ✓ " 代表「提供」。
2. 上表 " - " 代表「不提供」。
3. 上表 " / " 代表「不適用」。
4. 賣方承諾如期數中沒有安裝指明的品牌名稱或產品型號的升降機或設備，便會安裝品質相若的升降機或設備。

FITTINGS, FINISHES AND APPLIANCES

裝置、裝修物料及設備

Appliance Schedule - Bathroom, Powder Room and Lavatory

設備說明表 - 浴室、化妝室及洗手間

T1A 第1A座				1/F - 3/F & 5/F - 9/F 1樓至3樓 及 5樓至9樓															
Location 位置	Appliance 設備	Brand Name 品牌名稱	Model No. 產品型號	A1	A2	A3	A5	A6	B1	B2	B3	B5	B6	B7	C1	C2	C3	C5	C6
Bathroom 浴室	Electric Water Heater 電熱水爐	STIEBEL ELTRON 斯寶亞創	DHB-E 27 SLi	✓	✓	✓	✓	✓	✓	✓	✓	✓	✓	✓	✓	✓	✓	✓	✓
	Exhaust Fan 抽氣扇	GELEC 通用電器	DPT07-13H	✓	✓	✓	✓	✓	✓	✓	✓	✓	✓	✓	✓	✓	✓	✓	✓

Notes:

1. The symbol " ✓ " as shown in the above table denotes "Provided".
2. The symbol " - " as shown in the above table denotes "Not Provided".
3. The symbol " / " as shown in the above table denotes "Not Applicable".
4. The Vendor undertakes that if lifts or appliances of the specified brand name or model number are not installed in the Phase, lifts or appliances of comparable quality will be installed.

備註：

1. 上表 " ✓ " 代表「提供」。
2. 上表 " - " 代表「不提供」。
3. 上表 " / " 代表「不適用」。
4. 賣方承諾如期數中沒有安裝指明的品牌名稱或產品型號的升降機或設備，便會安裝品質相若的升降機或設備。

FITTINGS, FINISHES AND APPLIANCES

裝置、裝修物料及設備

Appliance Schedule - Bathroom, Powder Room and Lavatory

設備說明表 - 浴室、化妝室及洗手間

T1A 第1A座				10/F 10樓													
Location 位置	Appliance 設備	Brand Name 品牌名稱	Model No. 產品型號	A1	A2	A3	A5	A6	B2	B3	B5	B6	B7	C1	C2	C3	C5
Master Bathroom 主人浴室	Electric Water Heater 電熱水爐	STIEBEL ELTRON 斯寶亞創	DHB-E 27 SLi	✓	/	/	/	✓	/	/	/	/	/	/	/	/	/
	Exhaust Fan 抽氣扇	GELEC 通用電器	DPT07-13H	✓	/	/	/	✓	/	/	/	/	/	/	/	/	/
Bathroom 浴室	Electric Water Heater 電熱水爐	STIEBEL ELTRON 斯寶亞創	DHB-E 27 SLi	/	✓	✓	✓	/	✓	✓	✓	✓	✓	✓	✓	✓	✓
	Exhaust Fan 抽氣扇	GELEC 通用電器	DPT07-13H	/	✓	✓	✓	/	✓	✓	✓	✓	✓	✓	✓	✓	✓
Bathroom 2 浴室2	Electric Water Heater 電熱水爐	STIEBEL ELTRON 斯寶亞創	DHB-E 27 SLi	✓	/	/	/	✓	/	/	/	/	/	/	/	/	/
	Exhaust Fan 抽氣扇	GELEC 通用電器	DPT07-13H	✓	/	/	/	✓	/	/	/	/	/	/	/	/	/

Notes:

1. The symbol " ✓ " as shown in the above table denotes "Provided".
2. The symbol " - " as shown in the above table denotes "Not Provided".
3. The symbol " / " as shown in the above table denotes "Not Applicable".
4. The Vendor undertakes that if lifts or appliances of the specified brand name or model number are not installed in the Phase, lifts or appliances of comparable quality will be installed.

備註：

1. 上表 " ✓ " 代表「提供」。
2. 上表 " - " 代表「不提供」。
3. 上表 " / " 代表「不適用」。
4. 賣方承諾如期數中沒有安裝指明的品牌名稱或產品型號的升降機或設備，便會安裝品質相若的升降機或設備。

FITTINGS, FINISHES AND APPLIANCES

裝置、裝修物料及設備

Appliance Schedule - Bathroom, Powder Room and Lavatory

設備說明表 - 浴室、化妝室及洗手間

T1B 第1B座				1/F - 3/F & 5/F - 9/F 1樓至3樓 及 5樓至9樓															
Location 位置	Appliance 設備	Brand Name 品牌名稱	Model No. 產品型號	A1	A2	A3	A5	A6	B1	B2	B3	B5	B6	B7	C1	C2	C3	C5	C6
Bathroom 浴室	Electric Water Heater 電熱水爐	STIEBEL ELTRON 斯賓亞創	DHB-E 27 SLi	✓	✓	✓	✓	✓	✓	✓	✓	✓	✓	✓	✓	✓	✓	✓	✓
	Exhaust Fan 抽氣扇	GELEC 通用電器	DPT07-13H	✓	✓	✓	✓	✓	✓	✓	✓	✓	✓	✓	✓	✓	✓	✓	✓

Notes:

1. The symbol " ✓ " as shown in the above table denotes "Provided".
2. The symbol " - " as shown in the above table denotes "Not Provided".
3. The symbol " / " as shown in the above table denotes "Not Applicable".
4. The Vendor undertakes that if lifts or appliances of the specified brand name or model number are not installed in the Phase, lifts or appliances of comparable quality will be installed.

備註：

1. 上表 " ✓ " 代表「提供」。
2. 上表 " - " 代表「不提供」。
3. 上表 " / " 代表「不適用」。
4. 賣方承諾如期數中沒有安裝指明的品牌名稱或產品型號的升降機或設備，便會安裝品質相若的升降機或設備。

FITTINGS, FINISHES AND APPLIANCES

裝置、裝修物料及設備

Appliance Schedule - Bathroom, Powder Room and Lavatory

設備說明表 - 浴室、化妝室及洗手間

T1B 第1B座				10/F 10樓													
Location 位置	Appliance 設備	Brand Name 品牌名稱	Model No. 產品型號	A1	A2	A3	A5	A6	B2	B3	B5	B6	B7	C1	C2	C3	C5
Master Bathroom 主人浴室	Electric Water Heater 電熱水爐	STIEBEL ELTRON 斯寶亞創	DHB-E 27 SLi	✓	/	/	/	✓	/	/	/	/	/	/	/	/	/
	Exhaust Fan 抽氣扇	GELEC 通用電器	DPT07-13H	✓	/	/	/	✓	/	/	/	/	/	/	/	/	/
Bathroom 浴室	Electric Water Heater 電熱水爐	STIEBEL ELTRON 斯寶亞創	DHB-E 27 SLi	/	✓	✓	✓	/	✓	✓	✓	✓	✓	✓	✓	✓	✓
	Exhaust Fan 抽氣扇	GELEC 通用電器	DPT07-13H	/	✓	✓	✓	/	✓	✓	✓	✓	✓	✓	✓	✓	✓
Bathroom 2 浴室2	Electric Water Heater 電熱水爐	STIEBEL ELTRON 斯寶亞創	DHB-E 27 SLi	✓	/	/	/	✓	/	/	/	/	/	/	/	/	/
	Exhaust Fan 抽氣扇	GELEC 通用電器	DPT07-13H	✓	/	/	/	✓	/	/	/	/	/	/	/	/	/

Notes:

1. The symbol " ✓ " as shown in the above table denotes "Provided".
2. The symbol " - " as shown in the above table denotes "Not Provided".
3. The symbol " / " as shown in the above table denotes "Not Applicable".
4. The Vendor undertakes that if lifts or appliances of the specified brand name or model number are not installed in the Phase, lifts or appliances of comparable quality will be installed.

備註：

1. 上表 " ✓ " 代表「提供」。
2. 上表 " - " 代表「不提供」。
3. 上表 " / " 代表「不適用」。
4. 賣方承諾如期數中沒有安裝指明的品牌名稱或產品型號的升降機或設備，便會安裝品質相若的升降機或設備。

FITTINGS, FINISHES AND APPLIANCES

裝置、裝修物料及設備

Appliance Schedule - Bathroom, Powder Room and Lavatory

設備說明表 - 浴室、化妝室及洗手間

RV1-3 & RV5-9 別墅RV1至3 及 別墅RV5至9				G/F 地下		1/F-2/F 1樓至2樓			3/F 3樓		5/F-6/F 5樓至6樓	
Location 位置	Appliance 設備	Brand Name 品牌名稱	Model No. 產品型號	A	B	A	B	C	A	B	A	B
Master Bathroom 主人浴室	Electric Water Heater 電熱水爐	STIEBEL ELTRON 斯寶亞創	DHB-E 27 SLi	✓	✓	✓	✓	✓	✓	✓	✓	✓
	Exhaust Fan 抽氣扇	GELEC 通用電器	DPT07-13H	-	-	-	-	-	✓	✓	-	-
		GELEC 通用電器	DPT10-24H	✓	✓	-	-	-	-	-	✓	✓
		KDK	15WHC08	-	-	✓	✓	✓	-	-	-	-
Bathroom 浴室	Electric Water Heater 電熱水爐	STIEBEL ELTRON 斯寶亞創	DHB-E 27 SLi	/	/	/	/	/	/	✓	/	/
	Exhaust Fan 抽氣扇	GELEC 通用電器	DPT07-13H	/	/	/	/	/	/	✓	/	/
Bathroom 2 浴室2	Electric Water Heater 電熱水爐	STIEBEL ELTRON 斯寶亞創	DHB-E 27 SLi	✓	✓	✓	✓	✓	✓	/	✓	✓
	Exhaust Fan 抽氣扇	GELEC 通用電器	DPT07-13H	✓	✓	✓	✓	-	✓	/	✓	✓
		KDK	15WHC08	-	-	-	-	✓	-	/	-	-
Bathroom 3 浴室3	Electric Water Heater 電熱水爐	STIEBEL ELTRON 斯寶亞創	DHB-E 27 SLi	✓	✓	/	/	/	/	/	/	/
	Exhaust Fan 抽氣扇	GELEC 通用電器	DPT07-13H	✓	✓	/	/	/	/	/	/	/
Powder Room 化妝室	Electric Water Heater 電熱水爐	STIEBEL ELTRON 斯寶亞創	DHM 6	/	/	/	/	/	/	/	✓	✓
	Exhaust Fan 抽氣扇	GELEC 通用電器	DPT07-13H	/	/	/	/	/	/	/	✓	✓
Lavatory in Utility Room 工作間洗手間	Electric Water Heater 電熱水爐	STIEBEL ELTRON 斯寶亞創	DHB-E 27 SLi	✓	✓	✓	✓	✓	✓	✓	✓	✓
	Exhaust Fan 抽氣扇	GELEC 通用電器	DPT07-13H	✓	✓	✓	✓	✓	✓	✓	✓	✓

Notes:

1. The symbol " ✓ " as shown in the above table denotes "Provided".
2. The symbol " - " as shown in the above table denotes "Not Provided".
3. The symbol " / " as shown in the above table denotes "Not Applicable".
4. The Vendor undertakes that if lifts or appliances of the specified brand name or model number are not installed in the Phase, lifts or appliances of comparable quality will be installed.

備註:

1. 上表 " ✓ " 代表「提供」。
2. 上表 " - " 代表「不提供」。
3. 上表 " / " 代表「不適用」。
4. 賣方承諾如期數中沒有安裝指明的品牌名稱或產品型號的升降機或設備，便會安裝品質相若的升降機或設備。

FITTINGS, FINISHES AND APPLIANCES

裝置、裝修物料及設備

Appliance Schedule - Air-Conditioner

設備說明表 - 冷氣機

T1A 第1A座				G/F 地下							
Location 位置	Appliance 設備	Brand Name 品牌名稱	Model No. (Indoor Unit / Outdoor Unit) 產品型號 (室內機 / 室外機)	B1	B2	B3	B5	B6	B7	C1	C2
Living Room and Dining Room 客廳及飯廳	Split Type Air-Conditioner 分體式冷氣機	General 珍寶	ASHG09LMCA / AOWG30LAT4	-	-	-	-	-	-	✓*	-
			ASHG24LFCC / AOWG30LAT4	✓*	✓*	✓*	✓*	✓*	✓*	✓*	✓*
ASWG12LMCB / AOWG12LMCB			✓	✓	✓	✓	✓	-	/	✓	
ASHG14LMCA / AOHG24LAT3			-	-	-	-	-	✓#	/	-	
Bedroom 2 睡房2			ASHG09LMCA / AOWG30LAT4	/	✓*	✓*	✓*	✓*	✓*	/	✓*
Store 儲物房			ASHG09LMCA / AOHG24LAT3	-	/	/	/	/	✓#	/	/
			ASHG09LMCA / AOWG30LAT4	✓*	/	/	/	/	-	/	/

Notes:

1. The symbol "✓" as shown in the above table denotes "Provided".
2. The symbol "-" as shown in the above table denotes "Not Provided".
3. The symbol "/" as shown in the above table denotes "Not Applicable".
4. () : Number of Indoor Unit
5. * : Shared Outdoor Unit
6. # : Shared Outdoor Unit
7. ^ : Shared Outdoor Unit
8. The Vendor undertakes that if lifts or appliances of specified brand name or model number are not installed in the Phase, lifts or appliances of comparable quality will be installed.

備註:

1. 上表 "✓" 代表「提供」。
2. 上表 "-" 代表「不提供」。
3. 上表 "/" 代表「不適用」。
4. () : 室內機數量
5. * : 共用室外機
6. # : 共用室外機
7. ^ : 共用室外機
8. 賣方承諾如期數中沒有安裝指明的品牌名稱或產品型號的升降機或設備，便會安裝品質相若的升降機或設備。

FITTINGS, FINISHES AND APPLIANCES

裝置、裝修物料及設備

Appliance Schedule - Air-Conditioner

設備說明表 - 冷氣機

T1A 第1A座				1/F - 3/F & 5/F - 9/F 1樓至3樓 及 5樓至9樓																	
Location 位置	Appliance 設備	Brand Name 品牌名稱	Model No. (Indoor Unit / Outdoor Unit) 產品型號 (室內機 / 室外機)	A1	A2	A3	A5	A6	B1	B2	B3	B5	B6	B7	C1	C2	C3	C5	C6		
Living Room and Dining Room 客廳及飯廳	Split Type Air-Conditioner 分體式冷氣機	General 珍寶	ASHG09LMCA / AOWG30LAT4	-	-	-	-	-	-	-	-	-	-	-	✓*	-	-	-	-		
			ASHG24LFCC / AOWG30LAT4	✓*	✓*	✓*	✓*	✓*	✓*	✓*	✓*	✓*	✓*	✓*	✓*	✓*	✓*	✓*	✓*	✓*	✓*
Master Bedroom 主人睡房			ASWG12LMCB / AOWG12LMCB	-	✓	✓	-	-	✓	✓	✓	✓	✓	✓	-	/	✓	✓	✓	✓	✓
Bedroom 2 睡房2			ASHG14LMCA / AOHG24LAT3	✓#	-	-	✓#	✓#	-	-	-	-	-	-	-	✓#	/	-	-	-	-
			ASHG09LMCA / AOHG24LAT3	✓#	-	/	-	✓#	/	-	/	-	-	-	-	-	/	-	-	-	/
Bedroom 3 睡房3			ASHG09LMCA / AOWG30LAT4	-	✓*	/	✓*	-	/	✓*	/	✓*	✓*	✓*	✓*	✓*	/	✓*	✓*	✓*	/
			ASHG09LMCA / AOWG30LAT4	✓*	/	/	/	✓*	/	/	/	/	/	/	/	/	/	/	/	/	/
Store 儲物房			ASHG09LMCA / AOHG24LAT3	/	/	-	✓#	/	-	/	-	/	/	/	/	✓#	/	/	/	/	-
			ASHG09LMCA / AOWG30LAT4	/	/	✓*	-	/	✓*	/	✓*	/	/	/	/	-	/	/	/	/	✓*

Notes:

1. The symbol "✓" as shown in the above table denotes "Provided".
2. The symbol "-" as shown in the above table denotes "Not Provided".
3. The symbol "/" as shown in the above table denotes "Not Applicable".
4. (): Number of Indoor Unit
5. * : Shared Outdoor Unit
6. # : Shared Outdoor Unit
7. ^ : Shared Outdoor Unit
8. The Vendor undertakes that if lifts or appliances of specified brand name or model number are not installed in the Phase, lifts or appliances of comparable quality will be installed.

備註:

1. 上表 "✓" 代表「提供」。
2. 上表 "-" 代表「不提供」。
3. 上表 "/" 代表「不適用」。
4. () : 室內機數量
5. * : 共用室外機
6. # : 共用室外機
7. ^ : 共用室外機
8. 賣方承諾如期數中沒有安裝指明的品牌名稱或產品型號的升降機或設備，便會安裝品質相若的升降機或設備。

FITTINGS, FINISHES AND APPLIANCES

裝置、裝修物料及設備

Appliance Schedule - Air-Conditioner

設備說明表 - 冷氣機

T1A 第1A座				10/F 10樓														
Location 位置	Appliance 設備	Brand Name 品牌名稱	Model No. (Indoor Unit / Outdoor Unit) 產品型號 (室內機 / 室外機)	A1	A2	A3	A5	A6	B2	B3	B5	B6	B7	C1	C2	C3	C5	
Living Room and Dining Room 客廳及飯廳	Split Type Air-Conditioner 分體式冷氣機	General 珍寶	ASWG24LFCB / AOWG24LFCB	√(2)	-	-	-	√(2)	-	-	-	-	-	-	-	-	-	
			ASHG09LMCA / AOWG30LAT4	-	-	-	-	-	-	-	-	-	-	-	√*	-	-	-
			ASHG24LFCC / AOWG30LAT4	-	√*	√*	√*	-	√*	√*	√*	√*	√*	√*	√*	√*	√*	√*
ASWG12LMCB / AOWG12LMCB			-	√	√	-	-	√	√	√	√	-	/	√	√	√	√	
ASWG18LFCB / AOWG18LFCB			√	-	-	-	√	-	-	-	-	-	-	/	-	-	-	-
ASHG14LMCA / AOHG24LAT3			-	-	-	√#	-	-	-	-	-	-	√#	/	-	-	-	-
ASWG09LMCB / AOWG09LMCB			√	-	/	-	√	-	-	-	-	-	-	/	-	-	-	-
ASHG09LMCA / AOWG30LAT4			-	√*	/	√*	-	√*	√*	√*	√*	√*	√*	√*	/	√*	√*	√*
ASWG09LMCB / AOWG09LMCB			√	/	/	/	√	/	/	/	/	/	/	/	/	/	/	/
ASHG09LMCA / AOHG24LAT3			/	/	-	√#	/	/	/	/	/	/	/	/	√#	/	/	/
ASHG09LMCA / AOWG30LAT4	/	/	√*	-	/	/	/	/	/	/	/	/	-	/	/	/		

Notes:

1. The symbol "√" as shown in the above table denotes "Provided".
2. The symbol "-" as shown in the above table denotes "Not Provided".
3. The symbol "/" as shown in the above table denotes "Not Applicable".
4. (): Number of Indoor Unit
5. * : Shared Outdoor Unit
6. # : Shared Outdoor Unit
7. ^ : Shared Outdoor Unit
8. The Vendor undertakes that if lifts or appliances of specified brand name or model number are not installed in the Phase, lifts or appliances of comparable quality will be installed.

備註:

1. 上表 "√" 代表「提供」。
2. 上表 "-" 代表「不提供」。
3. 上表 "/" 代表「不適用」。
4. () : 室內機數量
5. * : 共用室外機
6. # : 共用室外機
7. ^ : 共用室外機
8. 賣方承諾如期數中沒有安裝指明的品牌名稱或產品型號的升降機或設備，便會安裝品質相若的升降機或設備。

FITTINGS, FINISHES AND APPLIANCES

裝置、裝修物料及設備

Appliance Schedule - Air-Conditioner

設備說明表 - 冷氣機

T1B 第1B座				1/F - 3/F & 5/F - 9/F 1樓至3樓 及 5樓至9樓																	
Location 位置	Appliance 設備	Brand Name 品牌名稱	Model No. (Indoor Unit / Outdoor Unit) 產品型號 (室內機 / 室外機)	A1	A2	A3	A5	A6	B1	B2	B3	B5	B6	B7	C1	C2	C3	C5	C6		
Living Room and Dining Room 客廳及飯廳	Split Type Air-Conditioner 分體式冷氣機	General 珍寶	ASHG09LMCA / AOWG30LAT4	-	-	-	-	-	-	-	-	-	-	-	✓*	-	-	-	-		
			ASHG24LFCC / AOWG30LAT4	✓*	✓*	✓*	✓*	✓*	✓*	✓*	✓*	✓*	✓*	✓*	✓*	✓*	✓*	✓*	✓*	✓*	✓*
Master Bedroom 主人睡房			ASWG12LMCB / AOWG12LMCB	-	✓	✓	-	-	✓	✓	✓	✓	✓	✓	-	/	✓	✓	✓	✓	✓
Bedroom 2 睡房2			ASHG14LMCA / AOHG24LAT3	✓#	-	-	✓#	✓#	-	-	-	-	-	-	-	✓#	/	-	-	-	-
			ASHG09LMCA / AOHG24LAT3	✓#	-	/	-	✓#	/	-	/	-	-	-	-	/	-	-	-	-	/
Bedroom 3 睡房3			ASHG09LMCA / AOWG30LAT4	-	✓*	/	✓*	-	/	✓*	/	✓*	✓*	✓*	✓*	✓*	/	✓*	✓*	✓*	/
			ASHG09LMCA / AOWG30LAT4	✓*	/	/	/	✓*	/	/	/	/	/	/	/	/	/	/	/	/	/
Store 儲物房			ASHG09LMCA / AOHG24LAT3	/	/	-	✓#	/	-	/	-	/	/	/	/	✓#	/	/	/	/	-
			ASHG09LMCA / AOWG30LAT4	/	/	✓*	-	/	✓*	/	✓*	/	/	/	/	-	/	/	/	/	✓*

Notes:

1. The symbol "✓" as shown in the above table denotes "Provided".
2. The symbol "-" as shown in the above table denotes "Not Provided".
3. The symbol "/" as shown in the above table denotes "Not Applicable".
4. (): Number of Indoor Unit
5. * : Shared Outdoor Unit
6. # : Shared Outdoor Unit
7. ^ : Shared Outdoor Unit
8. The Vendor undertakes that if lifts or appliances of specified brand name or model number are not installed in the Phase, lifts or appliances of comparable quality will be installed.

備註:

1. 上表 "✓" 代表「提供」。
2. 上表 "-" 代表「不提供」。
3. 上表 "/" 代表「不適用」。
4. () : 室內機數量
5. * : 共用室外機
6. # : 共用室外機
7. ^ : 共用室外機
8. 賣方承諾如期數中沒有安裝指明的品牌名稱或產品型號的升降機或設備，便會安裝品質相若的升降機或設備。

FITTINGS, FINISHES AND APPLIANCES

裝置、裝修物料及設備

Appliance Schedule - Air-Conditioner

設備說明表 - 冷氣機

T1B 第1B座				10/F 10樓														
Location 位置	Appliance 設備	Brand Name 品牌名稱	Model No. (Indoor Unit / Outdoor Unit) 產品型號 (室內機 / 室外機)	A1	A2	A3	A5	A6	B2	B3	B5	B6	B7	C1	C2	C3	C5	
Living Room and Dining Room 客廳及飯廳	Split Type Air-Conditioner 分體式冷氣機	General 珍寶	ASWG24LFCB / AOWG24LFCB	√(2)	-	-	-	√(2)	-	-	-	-	-	-	-	-	-	
			ASHG09LMCA / AOWG30LAT4	-	-	-	-	-	-	-	-	-	-	-	√*	-	-	-
			ASHG24LFCC / AOWG30LAT4	-	√*	√*	√*	-	√*	√*	√*	√*	√*	√*	√*	√*	√*	√*
Master Bedroom 主人睡房			ASWG12LMCB / AOWG12LMCB	√	√	√	-	√	√	√	√	√	√	-	/	√	√	√
			ASHG14LMCA / AOHG24LAT3	-	-	-	√#	-	-	-	-	-	-	√#	/	-	-	-
Bedroom 2 睡房2			ASWG12LMCB / AOWG12LMCB	√	-	/	-	√	-	-	-	-	-	-	/	-	-	-
			ASHG09LMCA / AOWG30LAT4	-	√*	/	√*	-	√*	√*	√*	√*	√*	√*	/	√*	√*	√*
Bedroom 3 睡房3			ASWG09LMCB / AOWG09LMCB	-	/	/	/	√	/	/	/	/	/	/	/	/	/	/
			ASWG12LMCB / AOWG12LMCB	√	/	/	/	-	/	/	/	/	/	/	/	/	/	/
Store 儲物房				ASHG09LMCA / AOHG24LAT3	/	/	-	√#	/	/	/	/	/	/	√#	/	/	/
		ASHG09LMCA / AOWG30LAT4	/	/	√*	-	/	/	/	/	/	/	-	/	/	/		

Notes:

1. The symbol "√" as shown in the above table denotes "Provided".
2. The symbol "-" as shown in the above table denotes "Not Provided".
3. The symbol "/" as shown in the above table denotes "Not Applicable".
4. (): Number of Indoor Unit
5. * : Shared Outdoor Unit
6. # : Shared Outdoor Unit
7. ^ : Shared Outdoor Unit
8. The Vendor undertakes that if lifts or appliances of specified brand name or model number are not installed in the Phase, lifts or appliances of comparable quality will be installed.

備註:

1. 上表 "√" 代表「提供」。
2. 上表 "-" 代表「不提供」。
3. 上表 "/" 代表「不適用」。
4. () : 室內機數量
5. * : 共用室外機
6. # : 共用室外機
7. ^ : 共用室外機
8. 賣方承諾如期數中沒有安裝指明的品牌名稱或產品型號的升降機或設備，便會安裝品質相若的升降機或設備。

FITTINGS, FINISHES AND APPLIANCES

裝置、裝修物料及設備

Appliance Schedule - Air-Conditioner

設備說明表 - 冷氣機

RV1-3 & RV5-9 別墅RV1至3 及 別墅RV5至9				G/F 地下		1/F-2/F 1樓至2樓			3/F 3樓		5/F-6/F 5樓至6樓			
Location 位置	Appliance 設備	Brand Name 品牌名稱	Model No. (Indoor Unit / Outdoor Unit) 產品型號 (室內機 / 室外機)	A	B	A	B	C	A	B	A	B		
Living Room and Dining Room 客廳及飯廳	Variable Refrigerant Flow (VRF) System 可變冷媒流量系統	General 珍寶	ASHA18GACH / AJH040LCLAH	√*	√(2)*#	-	-	-	-	-	-	-		
			ARXB18GALH / AJH040LCLAH	√#	-	-	-	-	-	-	-	-	-	
			ASHA18GACH / AJH054LCLAH	-	-	-	-	-	-	-	√(2)*#	√(2)*#	-	-
Master Bedroom 主人睡房			ASHA24GACH / AJH040LCLAH	√^	√^	-	-	-	-	-	-	-	-	
			ASHA18GACH / AJH054LCLAH	-	-	-	-	-	-	-	-	√*	√*	
Junior Suite 2 小型套房2			ASHA09GACH / AJH040LCLAH	√#	√#	/	/	/	/	/	/	/	/	
Bedroom 2 睡房2			ASHA09GACH / AJH054LCLAH	/	/	-	-	-	-	-	-	√#	√#	
Bedroom 3 睡房3			ASHA09GACH / AJH040LCLAH	√^	√^	-	-	-	-	-	-	/	/	
Bedroom 4 睡房4			ASHA09GACH / AJH040LCLAH	√*	√*	-	-	/	/	/	-	-	-	-
			ASHA09GACH / AJH054LCLAH	-	-	-	-	/	/	/	-	-	-	√#
			ASHA12GACH / AJH054LCLAH	-	-	-	-	/	/	/	-	-	√#	-
Bedroom 5 睡房5			ASHA09GACH / AJH040LCLAH	√*	-	/	/	/	/	/	/	/	/	
			ASHA14GACH / AJH040LCLAH	-	√*	/	/	/	/	/	/	/	/	
Utility Room 工作間			ASHA09GACH / AJH040LCLAH	√#	√#	-	-	-	-	-	-	-	-	-
			ASHA09GACH / AJH054LCLAH	-	-	-	-	-	-	-	-	-	√*	√*
Bedroom 3/Family Room 睡房3/家庭室	ASHA09GACH / AJH054LCLAH	/	/	/	/	/	/	/	/	/	√#	√#		

Notes:

1. The symbol "√" as shown in the above table denotes "Provided".
2. The symbol "-" as shown in the above table denotes "Not Provided".
3. The symbol "/" as shown in the above table denotes "Not Applicable".
4. () : Number of Indoor Unit
5. * : Shared Outdoor Unit
6. # : Shared Outdoor Unit
7. ^ : Shared Outdoor Unit
8. The Vendor undertakes that if lifts or appliances of specified brand name or model number are not installed in the Phase, lifts or appliances of comparable quality will be installed.

備註:

1. 上表 "√" 代表「提供」。
2. 上表 "-" 代表「不提供」。
3. 上表 "/" 代表「不適用」。
4. () : 室內機數量
5. * : 共用室外機
6. # : 共用室外機
7. ^ : 共用室外機
8. 賣方承諾如期數中沒有安裝指明的品牌名稱或產品型號的升降機或設備，便會安裝品質相若的升降機或設備。

FITTINGS, FINISHES AND APPLIANCES

裝置、裝修物料及設備

Appliance Schedule - Air-Conditioner

設備說明表 - 冷氣機

RV1-3 & RV5-9 別墅RV1至3 及 別墅RV5至9				G/F 地下		1/F 1樓			2/F 2樓			3/F 3樓		5/F-6/F 5樓至6樓			
Location 位置	Appliance 設備	Brand Name 品牌名稱	Model No. (Indoor Unit / Outdoor Unit) 產品型號 (室內機 / 室外機)	A	B	A	B	C	A	B	C	A	B	A	B		
Living Room and Dining Room 客廳及飯廳	Split Type Air-Conditioner 分體式冷氣機	General 珍寶	ARHG18LLTB / AOHG24LAT3	-	-	-	-	-	✓*	-	✓*	-	-	-	-		
			ASHG24LFCC / AOWG30LAT4	-	-	✓(2)*#	✓(2)*#	✓(2)*#	✓#	✓(2)*#	✓#	✓(2)*#	✓(2)*#	-	-	-	
Master Bedroom 主人睡房			ASWG12LMCB / AOWG12LMCB	-	-	✓	✓	✓	✓	✓	✓	✓	✓	✓	-	-	
Bedroom 2 睡房2			ASHG09LMCA / AOHG18LAT3	/	/	-	-	✓^	-	-	✓^	-	✓^	-	✓^	-	-
			ASHG09LMCA / AOHG24LAT3	/	/	-	-	-	-	-	✓*	-	-	-	-	-	-
			ASHG09LMCA / AOWG30LAT4	/	/	✓*	✓*	-	-	-	✓*	-	✓*	-	-	-	-
Bedroom 3 睡房3			ASHG09LMCA / AOHG18LAT3	-	-	✓^	-	✓^	✓^	✓^	✓^	-	✓^	✓^	✓^	/	/
			ASHG09LMCA / AOWG30LAT4	-	-	-	✓#	-	-	-	✓#	-	-	-	-	/	/
Bedroom 4 睡房4			ASHG09LMCA / AOHG18LAT3	-	-	✓^	✓^	/	/	/	✓^	✓^	/	✓^	-	-	-
			ASHG09LMCA / AOWG30LAT4	-	-	-	-	/	/	/	-	-	/	-	✓*	-	-
Store 儲物房			ASHG09LMCA / AOHG24LAT3	/	/	/	/	/	/	/	/	/	✓*	/	/	/	-
			ASHG09LMCA / AOWG30LAT4	/	/	/	/	/	/	✓*	/	/	-	/	/	/	-
Utility Room 工作間			ASHG09LMCA / AOHG18LAT3	-	-	-	✓^	-	-	-	-	✓^	-	-	-	-	-
			ASHG09LMCA / AOWG30LAT4	-	-	✓#	-	✓#	✓#	✓#	✓#	-	✓#	✓#	✓#	-	-

Notes:

1. The symbol "✓" as shown in the above table denotes "Provided".
2. The symbol "-" as shown in the above table denotes "Not Provided".
3. The symbol "/" as shown in the above table denotes "Not Applicable".
4. (): Number of Indoor Unit
5. * : Shared Outdoor Unit
6. # : Shared Outdoor Unit
7. ^ : Shared Outdoor Unit
8. The Vendor undertakes that if lifts or appliances of specified brand name or model number are not installed in the Phase, lifts or appliances of comparable quality will be installed.

備註:

1. 上表 "✓" 代表「提供」。
2. 上表 "-" 代表「不提供」。
3. 上表 "/" 代表「不適用」。
4. () : 室內機數量
5. * : 共用室外機
6. # : 共用室外機
7. ^ : 共用室外機
8. 賣方承諾如期數中沒有安裝指明的品牌名稱或產品型號的升降機或設備，便會安裝品質相若的升降機或設備。

FITTINGS, FINISHES AND APPLIANCES

裝置、裝修物料及設備

Schedule of Mechanical and Electrical Provisions

機電裝置數量說明表

T1A 第1A座			G/F 地下							
Location 位置	Exposed Type 外露型	Non-exposed Type 非外露型	B1	B2	B3	B5	B6	B7	C1	C2
Main Entrance 大門入口	Door Bell Button 門鐘掣		1	1	1	1	1	1	1	1
Living Room and Dining Room 客廳及飯廳	Lighting Switch 燈掣		4	4	4	4	6	5	4	4
	Lighting Point 燈位		6	6	6	6	8	7	7	6
	Switched Single Socket Outlet 單頭插座連開關掣		1	1	1	1	1	1	2	1
	Switched Twin Socket Outlet 雙頭插座連開關掣		3	3	3	3	3	3	3	3
	Switched Twin Socket Outlet with USB Module 雙頭及USB插座連開關掣		1	1	1	1	1	1	1	1
	Switched Twin Socket Outlet (in Cabinet) 雙頭插座連開關掣(於櫃內)		1	1	1	1	1	1	1	1
	Switched Single Socket Outlet (in Cabinet) 單頭插座連開關掣(於櫃內)		2	2	2	2	2	2	2	2
	Data Point (in Cabinet) 網絡插座(於櫃內)		1	1	1	1	1	1	1	1
	LAN Port Faceplate (in Cabinet) 區域網路端口面板(於櫃內)		1	1	1	1	1	1	1	1
	TV / FM Outlet 電視 / 電台天線插座		2	2	2	2	2	2	2	2
	Telephone Outlet 電話插座		1	1	1	1	1	1	1	1
	Switch for Air-conditioner 冷氣機開關掣		1	1	1	1	1	1	2	1
	Door Phone 門口對講機		1	1	1	1	1	1	1	1
	Data Point 網絡插座		2	2	2	2	2	2	2	2
Distribution Board (in Cabinet) 配電箱(於櫃內)		1	1	1	1	1	1	1	1	
Door Bell 門鐘		1	1	1	1	1	1	1	1	

Notes:

1. The numbers as shown in the above table denote the numbers provided.
2. The symbol " - " as shown in the above table denotes "Not Provided".
3. The symbol " / " as shown in the above table denotes "Not Applicable".

備註：

1. 上表顯示的數目代表提供的數量。
2. 上表 " - " 代表「不提供」。
3. 上表 " / " 代表「不適用」。

FITTINGS, FINISHES AND APPLIANCES

裝置、裝修物料及設備

Schedule of Mechanical and Electrical Provisions

機電裝置數量說明表

T1A 第1A座			G/F 地下								
Location 位置	Exposed Type 外露型	Non-exposed Type 非外露型	B1	B2	B3	B5	B6	B7	C1	C2	
Living Room and Dining Room 客廳及飯廳	Smoke Detector 煙霧探測器		1#	1#	1#	1#	1#	1#	1#	1#	
	Switched Fuse Spur Unit for Cabinet Lighting (in Cabinet) 菲士蘇連開關掣供櫃燈(於櫃內)		1	1	1	1	1	1	1	1	
	Switch for Electric Water Heater 電熱水爐開關掣		1	1	1	1	1	1	1	1	
	Switch for Exhaust Fan and Electric Water Heater 抽氣扇及電熱水爐開關掣		1	1	1	1	1	1	1	1	
		Switched Single Socket Outlet for Refrigerator 單頭插座連開關掣供雪櫃	1	1	1	1	1	1	1	1	
		Switch for Combi Steam Microwave Oven 微波蒸焗爐開關掣	1	-	-	-	-	-	-	1	-
		Connection Unit for Combi Steam Microwave Oven 供微波蒸焗爐用的插線座	-	-	-	-	-	-	-	1	-
		Switch for Induction Hob 電磁爐開關掣	1	-	-	-	-	-	-	-	-

Notes :

- The numbers as shown in the above table denote the numbers provided.
- The symbol " - " as shown in the above table denotes "Not Provided".
- The symbol " / " as shown in the above table denotes "Not Applicable".
- The symbol " # " as shown in the above table denotes "Fire service installations and equipment". Owners of residential units with open kitchens are required to observe and comply with fire safety regulations related to these installations and equipment and relevant provisions under the deed of mutual covenant, which include arranging annual inspection and maintenance. They should also allow registered fire service installation contractors to access the units for annual inspection and maintenance of the fire service installations and equipment.

備註 :

- 上表顯示的數目代表提供的數量。
- 上表 " - " 代表「不提供」。
- 上表 " / " 代表「不適用」。
- 上表 " # " 代表「消防裝置及設備」。開放式廚房單位的業主須遵守及遵照有關消防裝置及設備的消防安全規例及公契內相關的條文，包括安排週年檢查和保養。此外，設開放式廚房的單位業主應容許註冊消防裝置承辦商進入單位，進行消防裝置及設備的週年檢查和保養。

FITTINGS, FINISHES AND APPLIANCES

裝置、裝修物料及設備

Schedule of Mechanical and Electrical Provisions

機電裝置數量說明表

T1A 第1A座			G/F 地下							
Location 位置	Exposed Type 外露型	Non-exposed Type 非外露型	B1	B2	B3	B5	B6	B7	C1	C2
Master Bedroom 主人睡房	Lighting Switch 燈掣		1	1	2	2	1	1	/	1
	Lighting Point 燈位		2	1	1	1	1	1	/	1
	Switched Single Socket Outlet 單頭插座連開關掣		1	1	1	1	1	1	/	1
	Switched Twin Socket Outlet 雙頭插座連開關掣		1	1	1	1	1	1	/	1
	TV / FM Outlet 電視 / 電台天線插座		1	1	1	1	1	1	/	1
	Telephone Outlet 電話插座		1	1	1	1	1	1	/	1
	Data Point 網絡插座		1	1	1	1	1	1	/	1
	Switch for Air-conditioner 冷氣機開關掣		1	1	1	1	1	1	/	1

Notes :

1. The numbers as shown in the above table denote the numbers provided.
2. The symbol " - " as shown in the above table denotes "Not Provided".
3. The symbol " / " as shown in the above table denotes "Not Applicable".

備註 :

1. 上表顯示的數目代表提供的數量。
2. 上表 " - " 代表「不提供」。
3. 上表 " / " 代表「不適用」。

FITTINGS, FINISHES AND APPLIANCES

裝置、裝修物料及設備

Schedule of Mechanical and Electrical Provisions

機電裝置數量說明表

T1A 第1A座			G/F 地下							
Location 位置	Exposed Type 外露型	Non-exposed Type 非外露型	B1	B2	B3	B5	B6	B7	C1	C2
Bedroom 2 睡房2	Lighting Switch 燈掣		/	1	1	1	1	1	/	1
	Lighting Point 燈位		/	1	1	1	1	1	/	1
	Switched Single Socket Outlet 單頭插座連開關掣		/	1	1	1	1	1	/	1
	Switched Twin Socket Outlet 雙頭插座連開關掣		/	1	1	1	1	1	/	1
	TV / FM Outlet 電視 / 電台天線插座		/	1	1	1	1	1	/	1
	Telephone Outlet 電話插座		/	1	1	1	1	1	/	1
	Data Point 網絡插座		/	1	1	1	1	1	/	1
	Switch for Air-conditioner 冷氣機開關掣		/	1	1	1	1	1	/	1

Notes :

1. The numbers as shown in the above table denote the numbers provided.
2. The symbol " - " as shown in the above table denotes "Not Provided".
3. The symbol " / " as shown in the above table denotes "Not Applicable".

備註 :

1. 上表顯示的數目代表提供的數量。
2. 上表 " - " 代表「不提供」。
3. 上表 " / " 代表「不適用」。

FITTINGS, FINISHES AND APPLIANCES

裝置、裝修物料及設備

Schedule of Mechanical and Electrical Provisions

機電裝置數量說明表

T1A 第1A座			G/F 地下							
Location 位置	Exposed Type 外露型	Non-exposed Type 非外露型	B1	B2	B3	B5	B6	B7	C1	C2
Store 儲物房	Lighting Switch 燈掣		1	/	/	/	/	1	/	/
	Lighting Point 燈位		1	/	/	/	/	1	/	/
	Switched Single Socket Outlet 單頭插座連開關掣		-	/	/	/	/	-	/	/
	Switched Twin Socket Outlet 雙頭插座連開關掣		1	/	/	/	/	1	/	/
	Switch for Air-conditioner 冷氣機開關掣		1	/	/	/	/	1	/	/
	TV / FM Outlet 電視/電台天線插座		1	/	/	/	/	1	/	/
	Junction Box 電訊線路過路箱		1	/	/	/	/	1	/	/

Notes :

1. The numbers as shown in the above table denote the numbers provided.
2. The symbol " - " as shown in the above table denotes "Not Provided".
3. The symbol " / " as shown in the above table denotes "Not Applicable".

備註：

1. 上表顯示的數目代表提供的數量。
2. 上表 " - " 代表「不提供」。
3. 上表 " / " 代表「不適用」。

FITTINGS, FINISHES AND APPLIANCES

裝置、裝修物料及設備

Schedule of Mechanical and Electrical Provisions

機電裝置數量說明表

T1A 第1A座			G/F 地下							
Location 位置	Exposed Type 外露型	Non-exposed Type 非外露型	B1	B2	B3	B5	B6	B7	C1	C2
Open Kitchen 開放式廚房	Lighting Point 燈位		1	1	1	1	-	1	-	1
	Sprinkler Head 消防花灑頭		1#	1#	1#	1#	1#	1#	1#	1#
		Sprinkler Head 消防花灑頭	1#	1#	1#	1#	1#	1#	1#	1#
		Switched Single Socket Outlet for Washer Dryer 單頭插座連開關擊供洗衣乾衣機	1	1	1	1	1	1	1	1
		Washer Dryer Connection Point 洗衣乾衣機接駁點	1	1	1	1	1	1	1	1
		Switch for Induction Hob 電磁爐開關擊	-	1	1	1	1	1	1	1
		Switched Single Socket Outlet for Cooker Hood 單頭插座連開關擊供抽油煙機	1	1	1	1	1	1	1	1
		Connection Unit for Induction Hob 供電磁爐用的插線座	1	1	1	1	1	1	1	1
		Switched Fuse Spur Unit for Kitchen Cabinet Lighting 菲士蘇連開關擊供廚櫃燈	1	1	1	1	1	1	1	1
		Switch for Combi Steam Microwave Oven 微波蒸焗爐開關擊	-	1	1	1	1	1	1	-
	Connection Unit for Combi Steam Microwave Oven 供微波蒸焗爐用的插線座	1	1	1	1	1	1	1	-	1

Notes :

- The numbers as shown in the above table denote the numbers provided.
- The symbol " - " as shown in the above table denotes "Not Provided".
- The symbol " / " as shown in the above table denotes "Not Applicable".
- The symbol " # " as shown in the above table denotes "Fire service installations and equipment". Owners of residential units with open kitchens are required to observe and comply with fire safety regulations related to these installations and equipment and relevant provisions under the deed of mutual covenant, which include arranging annual inspection and maintenance. They should also allow registered fire service installation contractors to access the units for annual inspection and maintenance of the fire service installations and equipment.

備註 :

- 上表顯示的數目代表提供的數量。
- 上表 " - " 代表「不提供」。
- 上表 " / " 代表「不適用」。
- 上表 " # " 代表「消防裝置及設備」。開放式廚房單位的業主須遵守及遵照有關消防裝置及設備的消防安全規例及公契內相關的條文，包括安排週年檢查和保養。此外，設開放式廚房的單位業主應容許註冊消防裝置承辦商進入單位，進行消防裝置及設備的週年檢查和保養。

FITTINGS, FINISHES AND APPLIANCES

裝置、裝修物料及設備

Schedule of Mechanical and Electrical Provisions

機電裝置數量說明表

T1A 第1A座			G/F 地下							
Location 位置	Exposed Type 外露型	Non-exposed Type 非外露型	B1	B2	B3	B5	B6	B7	C1	C2
Bathroom 浴室	Lighting Point 燈位		5	5	5	5	5	5	5	5
	Single Socket Outlet (in Cabinet) 單頭插座(於櫃內)		1	1	1	1	1	1	1	1
		Switched Fuse Spur Unit for Exhaust Fan 菲士蘇連開關掣供抽氣扇	1	1	1	1	1	1	1	1
		Switched Fuse Spur Unit for Cabinet Lighting 菲士蘇連開關掣供櫃燈	1	1	1	1	1	1	1	1
Garden 花園	Lighting Point 燈位		5	5	7	7	6	6	2	5
	Single Waterproof Socket Outlet 單頭防水插座		2	2	2	2	2	2	1	2

Notes :

1. The numbers as shown in the above table denote the numbers provided.
2. The symbol " - " as shown in the above table denotes "Not Provided".
3. The symbol " / " as shown in the above table denotes "Not Applicable".

備註 :

1. 上表顯示的數目代表提供的數量。
2. 上表 " - " 代表「不提供」。
3. 上表 " / " 代表「不適用」。

FITTINGS, FINISHES AND APPLIANCES

裝置、裝修物料及設備

Schedule of Mechanical and Electrical Provisions

機電裝置數量說明表

T1A 第1A座			1/F - 3/F & 5/F - 9/F 1樓至3樓 及 5樓至9樓															
Location 位置	Exposed Type 外露型	Non-exposed Type 非外露型	A1	A2	A3	A5	A6	B1	B2	B3	B5	B6	B7	C1	C2	C3	C5	C6
Main Entrance 大門入口	Door Bell Button 門鐘掣		1	1	1	1	1	1	1	1	1	1	1	1	1	1	1	1
Living Room and Dining Room 客廳及飯廳	Lighting Switch 燈掣		5	4	4	5	5	4	4	4	4	6	5	4	4	4	4	4
	Lighting Point 燈位		7	6	6	7	8	6	6	6	6	8	7	7	6	6	6	6
	Switched Single Socket Outlet 單頭插座連開關掣		1	1	1	1	1	1	1	1	1	1	1	2	1	1	1	1
	Switched Twin Socket Outlet 雙頭插座連開關掣		3	3	3	3	3	3	3	3	3	3	3	3	3	3	3	3
	Switched Twin Socket Outlet with USB Module 雙頭及USB插座連開關掣		1	1	1	1	1	1	1	1	1	1	1	1	1	1	1	1
	Switched Twin Socket Outlet (in Cabinet) 雙頭插座連開關掣(於櫃內)		1	1	1	1	1	1	1	1	1	1	1	1	1	1	1	1
	Switched Single Socket Outlet (in Cabinet) 單頭插座連開關掣(於櫃內)		2	2	2	2	2	2	2	2	2	2	2	2	2	2	2	2
	Data Point (in Cabinet) 網絡插座(於櫃內)		1	1	1	1	1	1	1	1	1	1	1	1	1	1	1	1
	LAN Port Faceplate (in Cabinet) 區域網路端口面板(於櫃內)		2	1	1	1	2	1	1	1	1	1	1	1	1	1	1	1
	TV / FM Outlet 電視 / 電台天線插座		2	2	2	2	2	2	2	2	2	2	2	2	2	2	2	2
	Telephone Outlet 電話插座		1	1	1	1	1	1	1	1	1	1	1	1	1	1	1	1
	Switch for Air-conditioner 冷氣機開關掣		1	1	1	1	1	1	1	1	1	1	1	1	2	1	1	1
	Door Phone 門口對講機		1	1	1	1	1	1	1	1	1	1	1	1	1	1	1	1
	Data Point 網絡插座		2	2	2	2	2	2	2	2	2	2	2	2	2	2	2	2
	Distribution Board (in Cabinet) 配電箱(於櫃內)		1	1	1	1	1	1	1	1	1	1	1	1	1	1	1	1
Door Bell 門鐘		1	1	1	1	1	1	1	1	1	1	1	1	1	1	1	1	

Notes:

1. The numbers as shown in the above table denote the numbers provided.
2. The symbol "-" as shown in the above table denotes "Not Provided".
3. The symbol "/" as shown in the above table denotes "Not Applicable".

備註:

1. 上表顯示的數目代表提供的數量。
2. 上表 "-" 代表「不提供」。
3. 上表 "/" 代表「不適用」。

FITTINGS, FINISHES AND APPLIANCES

裝置、裝修物料及設備

Schedule of Mechanical and Electrical Provisions

機電裝置數量說明表

T1A 第1A座			1/F - 3/F & 5/F - 9/F 1樓至3樓 及 5樓至9樓																
Location 位置	Exposed Type 外露型	Non-exposed Type 非外露型	A1	A2	A3	A5	A6	B1	B2	B3	B5	B6	B7	C1	C2	C3	C5	C6	
Living Room and Dining Room 客廳及飯廳	Smoke Detector 煙霧探測器		1#	1#	1#	1#	1#	1#	1#	1#	1#	1#	1#	1#	1#	1#	1#	1#	
	Switched Fuse Spur Unit for Cabinet Lighting (in Cabinet) 菲士蘇連開關掣供櫃燈(於櫃內)		1	1	1	1	1	1	1	1	1	1	1	1	1	1	1	1	
	Switch for Electric Water Heater 電熱水爐開關掣		1	1	1	1	1	1	1	1	1	1	1	1	1	1	1	1	
	Switch for Exhaust Fan and Electric Water Heater 抽氣扇及電熱水爐開關掣		1	1	1	1	1	1	1	1	1	1	1	1	1	1	1	1	
		Switched Single Socket Outlet for Refrigerator 單頭插座連開關掣供雪櫃		1	1	1	1	1	1	1	1	1	1	1	1	1	1	1	1
		Switch for Combi Steam Microwave Oven 微波蒸焗爐開關掣		-	-	1	-	-	1	-	-	-	-	-	1	-	-	-	1
		Connection Unit for Combi Steam Microwave Oven 供微波蒸焗爐用的插線座		-	-	-	-	-	-	-	-	-	-	-	1	-	-	-	-
	Switch for Induction Hob 電磁爐開關掣		-	-	1	-	-	1	-	-	-	-	-	-	-	-	-	1	
Master Bedroom 主人睡房	Lighting Switch 燈掣		2	2	1	1	2	1	1	2	2	1	1	/	1	1	1	1	
	Lighting Point 燈位		1	1	1	1	1	2	1	1	1	1	1	/	1	1	1	1	
	Switched Single Socket Outlet 單頭插座連開關掣		1	1	1	1	1	1	1	1	1	1	1	/	1	1	1	1	
	Switched Twin Socket Outlet 雙頭插座連開關掣		1	1	1	1	1	1	1	1	1	1	1	/	1	1	1	1	
	TV / FM Outlet 電視 / 電台天線插座		1	1	1	1	1	1	1	1	1	1	1	/	1	1	1	1	
	Telephone Outlet 電話插座		1	1	1	1	1	1	1	1	1	1	1	/	1	1	1	1	
	Data Point 網絡插座		1	1	1	1	1	1	1	1	1	1	1	/	1	1	1	1	
	Switch for Air-conditioner 冷氣機開關掣		1	1	1	1	1	1	1	1	1	1	1	/	1	1	1	1	

Notes :

- The numbers as shown in the above table denote the numbers provided.
- The symbol " - " as shown in the above table denotes "Not Provided".
- The symbol " / " as shown in the above table denotes "Not Applicable".
- The symbol " # " as shown in the above table denotes "Fire service installations and equipment". Owners of residential units with open kitchens are required to observe and comply with fire safety regulations related to these installations and equipment and relevant provisions under the deed of mutual covenant, which include arranging annual inspection and maintenance. They should also allow registered fire service installation contractors to access the units for annual inspection and maintenance of the fire service installations and equipment.

備註 :

- 上表顯示的數目代表提供的數量。
- 上表 " - " 代表「不提供」。
- 上表 " / " 代表「不適用」。
- 上表 " # " 代表「消防裝置及設備」。開放式廚房單位的業主須遵守及遵照有關消防裝置及設備的消防安全規例及公契內相關的條文，包括安排週年檢查和保養。此外，設開放式廚房的單位業主應容許註冊消防裝置承辦商進入單位，進行消防裝置及設備的週年檢查和保養。

FITTINGS, FINISHES AND APPLIANCES

裝置、裝修物料及設備

Schedule of Mechanical and Electrical Provisions

機電裝置數量說明表

T1A 第1A座			1/F - 3/F & 5/F - 9/F 1樓至3樓 及 5樓至9樓															
Location 位置	Exposed Type 外露型	Non-exposed Type 非外露型	A1	A2	A3	A5	A6	B1	B2	B3	B5	B6	B7	C1	C2	C3	C5	C6
Bedroom 2 睡房2	Lighting Switch 燈掣		1	1	/	1	1	/	1	1	1	1	1	/	1	1	1	/
	Lighting Point 燈位		1	1	/	1	1	/	1	1	1	1	1	/	1	1	1	/
	Switched Single Socket Outlet 單頭插座連開關掣		1	1	/	1	1	/	1	1	1	1	1	/	1	1	1	/
	Switched Twin Socket Outlet 雙頭插座連開關掣		1	1	/	1	1	/	1	1	1	1	1	/	1	1	1	/
	TV / FM Outlet 電視 / 電台天線插座		1	1	/	1	1	/	1	1	1	1	1	/	1	1	1	/
	Telephone Outlet 電話插座		1	1	/	1	1	/	1	1	1	1	1	/	1	1	1	/
	Data Point 網絡插座		1	1	/	1	1	/	1	1	1	1	1	/	1	1	1	/
	Switch for Air-conditioner 冷氣機開關掣		1	1	/	1	1	/	1	1	1	1	1	/	1	1	1	/
Bedroom 3 睡房3	Lighting Switch 燈掣		1	/	/	/	1	/	/	/	/	/	/	/	/	/	/	/
	Lighting Point 燈位		1	/	/	/	1	/	/	/	/	/	/	/	/	/	/	/
	Switched Single Socket Outlet 單頭插座連開關掣		1	/	/	/	1	/	/	/	/	/	/	/	/	/	/	/
	Switched Twin Socket Outlet 雙頭插座連開關掣		1	/	/	/	1	/	/	/	/	/	/	/	/	/	/	/
	TV / FM Outlet 電視 / 電台天線插座		1	/	/	/	1	/	/	/	/	/	/	/	/	/	/	/
	Telephone Outlet 電話插座		1	/	/	/	1	/	/	/	/	/	/	/	/	/	/	/
	Data Point 網絡插座		1	/	/	/	1	/	/	/	/	/	/	/	/	/	/	/
	Switch for Air-conditioner 冷氣機開關掣		1	/	/	/	1	/	/	/	/	/	/	/	/	/	/	/

Notes :

1. The numbers as shown in the above table denote the numbers provided.
2. The symbol " - " as shown in the above table denotes "Not Provided".
3. The symbol " / " as shown in the above table denotes "Not Applicable".

備註 :

1. 上表顯示的數目代表提供的數量。
2. 上表 " - " 代表「不提供」。
3. 上表 " / " 代表「不適用」。

FITTINGS, FINISHES AND APPLIANCES

裝置、裝修物料及設備

Schedule of Mechanical and Electrical Provisions

機電裝置數量說明表

T1A 第1A座			1/F - 3/F & 5/F - 9/F 1樓至3樓 及 5樓至9樓															
Location 位置	Exposed Type 外露型	Non-exposed Type 非外露型	A1	A2	A3	A5	A6	B1	B2	B3	B5	B6	B7	C1	C2	C3	C5	C6
Store 儲物房	Lighting Switch 燈掣		/	/	1	1	/	1	/	/	/	/	1	/	/	/	/	1
	Lighting Point 燈位		/	/	1	1	/	1	/	/	/	/	1	/	/	/	/	1
	Switched Single Socket Outlet 單頭插座連開關掣		/	/	-	-	/	-	/	/	/	/	-	/	/	/	/	-
	Switched Twin Socket Outlet 雙頭插座連開關掣		/	/	1	1	/	1	/	/	/	/	1	/	/	/	/	1
	Switch for Air-conditioner 冷氣機開關掣		/	/	1	1	/	1	/	/	/	/	1	/	/	/	/	1
	TV / FM Outlet 電視/電台天線插座		/	/	1	1	/	1	/	/	/	/	1	/	/	/	/	1
	Junction Box 電訊線路過路箱		/	/	1	1	/	1	/	/	/	/	1	/	/	/	/	1

Notes :

1. The numbers as shown in the above table denote the numbers provided.
2. The symbol " - " as shown in the above table denotes "Not Provided".
3. The symbol " / " as shown in the above table denotes "Not Applicable".

備註 :

1. 上表顯示的數目代表提供的數量。
2. 上表 " - " 代表「不提供」。
3. 上表 " / " 代表「不適用」。

FITTINGS, FINISHES AND APPLIANCES

裝置、裝修物料及設備

Schedule of Mechanical and Electrical Provisions

機電裝置數量說明表

T1A 第1A座			1/F - 3/F & 5/F - 9/F 1樓至3樓 及 5樓至9樓																
Location 位置	Exposed Type 外露型	Non-exposed Type 非外露型	A1	A2	A3	A5	A6	B1	B2	B3	B5	B6	B7	C1	C2	C3	C5	C6	
Open Kitchen 開放式廚房	Lighting Point 燈位		1	1	1	1	-	1	1	1	1	-	1	-	1	1	1	1	
	Sprinkler Head 消防花灑頭		1#	1#	1#	1#	1#	1#	1#	1#	1#	1#	1#	1#	1#	1#	1#	1#	
		Sprinkler Head 消防花灑頭	1#	1#	1#	1#	1#	1#	1#	1#	1#	1#	1#	1#	1#	1#	1#	1#	
		Switched Single Socket Outlet for Washer Dryer 單頭插座連開關掣供洗衣乾衣機	1	1	1	1	1	1	1	1	1	1	1	1	1	1	1	1	
		Washer Dryer Connection Point 洗衣乾衣機接駁點	1	1	1	1	1	1	1	1	1	1	1	1	1	1	1	1	
		Switch for Induction Hob 電磁爐開關掣	1	1	-	1	1	-	1	1	1	1	1	1	1	1	1	1	-
		Switched Single Socket Outlet for Cooker Hood 單頭插座連開關掣供抽油煙機	1	1	1	1	1	1	1	1	1	1	1	1	1	1	1	1	
		Connection Unit for Induction Hob 供電磁爐用的插線座	1	1	1	1	1	1	1	1	1	1	1	1	1	1	1	1	
		Switched Fuse Spur Unit for Kitchen Cabinet Lighting 菲士蘇連開關掣供廚櫃燈	1	1	1	1	1	1	1	1	1	1	1	1	1	1	1	1	
		Switch for Combi Steam Microwave Oven 微波蒸焗爐開關掣	1	1	-	1	1	-	1	1	1	1	1	1	-	1	1	1	-
		Connection Unit for Combi Steam Microwave Oven 供微波蒸焗爐用的插線座	1	1	1	1	1	1	1	1	1	1	1	1	-	1	1	1	1
		Switched Single Socket Outlet for Gas Hob 單頭插座連開關掣供煤氣爐	1	-	-	-	1	-	-	-	-	-	-	-	-	-	-	-	-

Notes :

1. The numbers as shown in the above table denote the numbers provided.
2. The symbol " - " as shown in the above table denotes "Not Provided".
3. The symbol " / " as shown in the above table denotes "Not Applicable".
4. The symbol " # " as shown in the above table denotes "Fire service installations and equipment". Owners of residential units with open kitchens are required to observe and comply with fire safety regulations related to these installations and equipment and relevant provisions under the deed of mutual covenant, which include arranging annual inspection and maintenance. They should also allow registered fire service installation contractors to access the units for annual inspection and maintenance of the fire service installations and equipment.

備註 :

1. 上表顯示的數目代表提供的數量。
2. 上表 " - " 代表「不提供」。
3. 上表 " / " 代表「不適用」。
4. 上表 " # " 代表「消防裝置及設備」。開放式廚房單位的業主須遵守及遵照有關消防裝置及設備的消防安全規例及公契內相關的條文，包括安排週年檢查和保養。此外，設開放式廚房的單位業主應容許註冊消防裝置承辦商進入單位，進行消防裝置及設備的週年檢查和保養。

FITTINGS, FINISHES AND APPLIANCES

裝置、裝修物料及設備

Schedule of Mechanical and Electrical Provisions

機電裝置數量說明表

T1A 第1A座			1/F - 3/F & 5/F - 9/F 1樓至3樓 及 5樓至9樓															
Location 位置	Exposed Type 外露型	Non-exposed Type 非外露型	A1	A2	A3	A5	A6	B1	B2	B3	B5	B6	B7	C1	C2	C3	C5	C6
Bathroom 浴室	Lighting Point 燈位		5	5	5	5	5	5	5	5	5	5	5	5	5	5	5	5
	Single Socket Outlet (in Cabinet) 單頭插座(於櫃內)		1	1	1	1	1	1	1	1	1	1	1	1	1	1	1	1
		Switched Fuse Spur Unit for Exhaust Fan 菲士蘇連開關掣供抽氣扇	1	1	1	1	1	1	1	1	1	1	1	1	1	1	1	1
		Switched Fuse Spur Unit for Cabinet Lighting 菲士蘇連開關掣供櫃燈	1	1	1	1	1	1	1	1	1	1	1	1	1	1	1	1
Balcony 露台	Lighting Point 燈位		1	1	1	1	1	1	1	1	1	1	/	/	/	/	/	1
Enhanced Acoustic Balcony 強效減音露台	Lighting Point 燈位		/	/	/	/	/	/	/	/	/	/	/	1	1	1	1	/
Acoustic Balcony 減音露台	Lighting Point 燈位		/	/	/	/	/	/	/	/	/	/	1	/	/	/	/	/
Utility Platform 工作平台	Lighting Point 燈位		1	1	/	/	1	/	/	1	1	/	/	/	/	/	/	/

Notes :

1. The numbers as shown in the above table denote the numbers provided.
2. The symbol " - " as shown in the above table denotes "Not Provided".
3. The symbol " / " as shown in the above table denotes "Not Applicable".

備註 :

1. 上表顯示的數目代表提供的數量。
2. 上表 " - " 代表「不提供」。
3. 上表 " / " 代表「不適用」。

FITTINGS, FINISHES AND APPLIANCES

裝置、裝修物料及設備

Schedule of Mechanical and Electrical Provisions

機電裝置數量說明表

T1A 第1A座			10/F 10樓													
Location 位置	Exposed Type 外露型	Non-exposed Type 非外露型	A1	A2	A3	A5	A6	B2	B3	B5	B6	B7	C1	C2	C3	C5
Main Entrance 大門入口	Door Bell Button 門鐘掣		1	1	1	1	1	1	1	1	1	1	1	1	1	1
Living Room and Dining Room 客廳及飯廳	Lighting Switch 燈掣		7	4	4	5	5	4	4	4	6	5	4	4	4	4
	Lighting Point 燈位		6	6	6	7	5	6	6	6	8	7	7	6	6	6
	Switched Single Socket Outlet 單頭插座連開關掣		1	1	1	1	1	1	1	1	1	1	2	1	1	1
	Switched Twin Socket Outlet 雙頭插座連開關掣		2	3	3	3	2	3	3	3	3	3	3	3	3	3
	Switched Twin Socket Outlet with USB Module 雙頭及USB插座連開關掣		1	1	1	1	-	1	1	1	1	1	1	1	1	1
	Switched Twin Socket Outlet (in Cabinet) 雙頭插座連開關掣(於櫃內)		1	1	1	1	-	1	1	1	1	1	1	1	1	1
	Switched Single Socket Outlet (in Cabinet) 單頭插座連開關掣(於櫃內)		2	2	2	2	-	2	2	2	2	2	2	2	2	2
	Data Point (in Cabinet) 網絡插座(於櫃內)		-	1	1	1	-	1	1	1	1	1	1	1	1	1
	LAN Port Faceplate (in Cabinet) 區域網路端口面板(於櫃內)		-	1	1	1	-	1	1	1	1	1	1	1	1	1
	TV / FM Outlet 電視 / 電台天線插座		2	2	2	2	2	2	2	2	2	2	2	2	2	2
	Telephone Outlet 電話插座		1	1	1	1	1	1	1	1	1	1	1	1	1	1
	Switch for Air-conditioner 冷氣機開關掣		2	1	1	1	2	1	1	1	1	1	1	2	1	1
	Door Phone 門口對講機		1	1	1	1	1	1	1	1	1	1	1	1	1	1
	Data Point 網絡插座		2	2	2	2	2	2	2	2	2	2	2	2	2	2
	Distribution Board (in Cabinet) 配電箱(於櫃內)		1	1	1	1	-	1	1	1	1	1	1	1	1	1
Door Bell 門鐘		1	1	1	1	1	1	1	1	1	1	1	1	1	1	

Notes:

1. The numbers as shown in the above table denote the numbers provided.
2. The symbol "-" as shown in the above table denotes "Not Provided".
3. The symbol "/" as shown in the above table denotes "Not Applicable".

備註：

1. 上表顯示的數目代表提供的數量。
2. 上表 "-" 代表「不提供」。
3. 上表 "/" 代表「不適用」。

FITTINGS, FINISHES AND APPLIANCES

裝置、裝修物料及設備

Schedule of Mechanical and Electrical Provisions

機電裝置數量說明表

T1A 第1A座			10/F 10樓														
Location 位置	Exposed Type 外露型	Non-exposed Type 非外露型	A1	A2	A3	A5	A6	B2	B3	B5	B6	B7	C1	C2	C3	C5	
Living Room and Dining Room 客廳及飯廳	Smoke Detector 煙霧探測器		-	1#	1#	1#	-	1#	1#	1#	1#	1#	1#	1#	1#	1#	
	Switched Fuse Spur Unit for Cabinet Lighting (in Cabinet) 菲士蘇連開關掣供櫃燈(於櫃內)		1	1	1	1	-	1	1	1	1	1	1	1	1	1	
	Switch for Electric Water Heater 電熱水爐開關掣		1	1	1	1	1	1	1	1	1	1	1	1	1	1	
	Switch for Exhaust Fan and Electric Water Heater 抽氣扇及電熱水爐開關掣		1	1	1	1	1	1	1	1	1	1	1	1	1	1	
	Switch for Exhaust Fan 抽氣扇開關掣		1	-	-	-	1	-	-	-	-	-	-	-	-	-	
		Switched Single Socket Outlet for Refrigerator 單頭插座連開關掣供雪櫃		-	1	1	1	-	1	1	1	1	1	1	1	1	1
		Switch for Combi Steam Microwave Oven 微波蒸焗爐開關掣		-	-	1	-	-	-	-	-	-	-	1	-	-	-
		Connection Unit for Combi Steam Microwave Oven 供微波蒸焗爐用的插線座		-	-	-	-	-	-	-	-	-	-	1	-	-	-
	Switch for Induction Hob 電磁爐開關掣		-	-	1	-	-	-	-	-	-	-	-	-	-	-	

Notes :

- The numbers as shown in the above table denote the numbers provided.
- The symbol " - " as shown in the above table denotes "Not Provided".
- The symbol " / " as shown in the above table denotes "Not Applicable".
- The symbol " # " as shown in the above table denotes "Fire service installations and equipment". Owners of residential units with open kitchens are required to observe and comply with fire safety regulations related to these installations and equipment and relevant provisions under the deed of mutual covenant, which include arranging annual inspection and maintenance. They should also allow registered fire service installation contractors to access the units for annual inspection and maintenance of the fire service installations and equipment.

備註 :

- 上表顯示的數目代表提供的數量。
- 上表 " - " 代表「不提供」。
- 上表 " / " 代表「不適用」。
- 上表 " # " 代表「消防裝置及設備」。開放式廚房單位的業主須遵守及遵照有關消防裝置及設備的消防安全規例及公契內相關的條文，包括安排週年檢查和保養。此外，設開放式廚房的單位業主應容許註冊消防裝置承辦商進入單位，進行消防裝置及設備的週年檢查和保養。

FITTINGS, FINISHES AND APPLIANCES

裝置、裝修物料及設備

Schedule of Mechanical and Electrical Provisions

機電裝置數量說明表

T1A 第1A座			10/F 10樓													
Location 位置	Exposed Type 外露型	Non-exposed Type 非外露型	A1	A2	A3	A5	A6	B2	B3	B5	B6	B7	C1	C2	C3	C5
Master Bedroom 主人睡房	Lighting Switch 燈掣		2	2	1	1	2	1	2	2	1	1	/	1	1	1
	Lighting Point 燈位		1	1	1	1	1	1	1	1	1	1	/	1	1	1
	Switched Single Socket Outlet 單頭插座連開關掣		1	1	1	1	2	1	1	1	1	1	/	1	1	1
	Switched Twin Socket Outlet 雙頭插座連開關掣		1	1	1	1	1	1	1	1	1	1	/	1	1	1
	TV / FM Outlet 電視 / 電台天線插座		1	1	1	1	1	1	1	1	1	1	/	1	1	1
	Telephone Outlet 電話插座		1	1	1	1	1	1	1	1	1	1	/	1	1	1
	Data Point 網絡插座		1	1	1	1	1	1	1	1	1	1	/	1	1	1
	Switch for Air-conditioner 冷氣機開關掣		1	1	1	1	1	1	1	1	1	1	/	1	1	1
	Switch for Exhaust Fan and Electric Water Heater 抽氣扇及電熱水爐開關掣		1	-	-	-	1	-	-	-	-	-	/	-	-	-

Notes :

1. The numbers as shown in the above table denote the numbers provided.
2. The symbol " - " as shown in the above table denotes "Not Provided".
3. The symbol " / " as shown in the above table denotes "Not Applicable".

備註 :

1. 上表顯示的數目代表提供的數量。
2. 上表 " - " 代表「不提供」。
3. 上表 " / " 代表「不適用」。

FITTINGS, FINISHES AND APPLIANCES

裝置、裝修物料及設備

Schedule of Mechanical and Electrical Provisions

機電裝置數量說明表

T1A 第1A座			10/F 10樓													
Location 位置	Exposed Type 外露型	Non-exposed Type 非外露型	A1	A2	A3	A5	A6	B2	B3	B5	B6	B7	C1	C2	C3	C5
Bedroom 2 睡房2	Lighting Switch 燈掣		1	1	/	1	1	1	1	1	1	1	/	1	1	1
	Lighting Point 燈位		1	1	/	1	1	1	1	1	1	1	/	1	1	1
	Switched Single Socket Outlet 單頭插座連開關掣		1	1	/	1	1	1	1	1	1	1	/	1	1	1
	Switched Twin Socket Outlet 雙頭插座連開關掣		1	1	/	1	1	1	1	1	1	1	/	1	1	1
	TV / FM Outlet 電視 / 電台天線插座		1	1	/	1	1	1	1	1	1	1	/	1	1	1
	Telephone Outlet 電話插座		1	1	/	1	1	1	1	1	1	1	/	1	1	1
	Data Point 網絡插座		1	1	/	1	1	1	1	1	1	1	/	1	1	1
	Switch for Air-conditioner 冷氣機開關掣		1	1	/	1	1	1	1	1	1	1	/	1	1	1
Bedroom 3 睡房3	Lighting Switch 燈掣		1	/	/	/	1	/	/	/	/	/	/	/	/	/
	Lighting Point 燈位		1	/	/	/	1	/	/	/	/	/	/	/	/	/
	Switched Single Socket Outlet 單頭插座連開關掣		1	/	/	/	1	/	/	/	/	/	/	/	/	/
	Switched Twin Socket Outlet 雙頭插座連開關掣		1	/	/	/	1	/	/	/	/	/	/	/	/	/
	TV / FM Outlet 電視 / 電台天線插座		1	/	/	/	1	/	/	/	/	/	/	/	/	/
	Telephone Outlet 電話插座		1	/	/	/	1	/	/	/	/	/	/	/	/	/
	Data Point 網絡插座		1	/	/	/	1	/	/	/	/	/	/	/	/	/
	Switch for Air-conditioner 冷氣機開關掣		1	/	/	/	1	/	/	/	/	/	/	/	/	/

Notes :

1. The numbers as shown in the above table denote the numbers provided.
2. The symbol " - " as shown in the above table denotes "Not Provided".
3. The symbol " / " as shown in the above table denotes "Not Applicable".

備註 :

1. 上表顯示的數目代表提供的數量。
2. 上表 " - " 代表「不提供」。
3. 上表 " / " 代表「不適用」。

FITTINGS, FINISHES AND APPLIANCES

裝置、裝修物料及設備

Schedule of Mechanical and Electrical Provisions

機電裝置數量說明表

T1A 第1A座			10/F 10樓														
Location 位置	Exposed Type 外露型	Non-exposed Type 非外露型	A1	A2	A3	A5	A6	B2	B3	B5	B6	B7	C1	C2	C3	C5	
Store 儲物房	Lighting Switch 燈掣		/	/	1	1	/	/	/	/	/	/	1	/	/	/	/
	Lighting Point 燈位		/	/	1	1	/	/	/	/	/	/	1	/	/	/	/
	Switched Twin Socket Outlet 雙頭插座連開關掣		/	/	1	1	/	/	/	/	/	/	1	/	/	/	/
	Switch for Air-conditioner 冷氣機開關掣		/	/	1	1	/	/	/	/	/	/	1	/	/	/	/
	TV / FM Outlet 電視/電台天線插座		/	/	1	1	/	/	/	/	/	/	1	/	/	/	/
	Junction Box 電訊線路過路箱		/	/	1	1	/	/	/	/	/	/	1	/	/	/	/

Notes :

1. The numbers as shown in the above table denote the numbers provided.
2. The symbol " - " as shown in the above table denotes "Not Provided".
3. The symbol " / " as shown in the above table denotes "Not Applicable".

備註：

1. 上表顯示的數目代表提供的數量。
2. 上表 " - " 代表「不提供」。
3. 上表 " / " 代表「不適用」。

FITTINGS, FINISHES AND APPLIANCES

裝置、裝修物料及設備

Schedule of Mechanical and Electrical Provisions

機電裝置數量說明表

T1A 第1A座			10/F 10樓													
Location 位置	Exposed Type 外露型	Non-exposed Type 非外露型	A1	A2	A3	A5	A6	B2	B3	B5	B6	B7	C1	C2	C3	C5
Kitchen 廚房	Lighting Point 燈位		3	/	/	/	3	/	/	/	/	/	/	/	/	/
	Switched Twin Socket Outlet 雙頭插座連開關掣		2	/	/	/	2	/	/	/	/	/	/	/	/	/
	Switched Twin Socket Outlet (in Kitchen Cabinet) 雙頭插座連開關掣(於廚櫃內)		1	/	/	/	1	/	/	/	/	/	/	/	/	/
	LAN Port Faceplate (in Kitchen Cabinet) 區域網絡端口面板(於廚櫃內)		2	/	/	/	2	/	/	/	/	/	/	/	/	/
	Data Point (in Kitchen Cabinet) 網絡插座(於廚櫃內)		1	/	/	/	1	/	/	/	/	/	/	/	/	/
	Door Bell 門鐘		1	/	/	/	1	/	/	/	/	/	/	/	/	/
	Distribution Board (in Kitchen Cabinet) 配電箱(於廚櫃內)		-	/	/	/	1	/	/	/	/	/	/	/	/	/
		Switched Single Socket Outlet for Refrigerator 單頭插座連開關掣供雪櫃	1	/	/	/	1	/	/	/	/	/	/	/	/	/
		Switched Single Socket Outlet for Washer Dryer 單頭插座連開關掣供洗衣乾衣機	1	/	/	/	1	/	/	/	/	/	/	/	/	/
		Washer Dryer Connection Point 洗衣乾衣機接駁點	1	/	/	/	1	/	/	/	/	/	/	/	/	/
		Switched Single Socket Outlet for Steam Oven 單頭插座連開關掣供蒸爐	1	/	/	/	1	/	/	/	/	/	/	/	/	/
		Switched Single Socket Outlet for Gas Hob 單頭插座連開關掣供煤氣爐	2	/	/	/	2	/	/	/	/	/	/	/	/	/
		Switched Single Socket Outlet for Cooker Hood 單頭插座連開關掣供抽油煙機	1	/	/	/	1	/	/	/	/	/	/	/	/	/
		Connection Unit for Induction Hob 供電磁爐用的插線座	1	/	/	/	1	/	/	/	/	/	/	/	/	/
		Switched Fuse Spur Unit for Exhaust Fan 菲士蘇連開關掣供抽氣扇	1	/	/	/	1	/	/	/	/	/	/	/	/	/
		Switch for Induction Hob 電磁爐開關掣	1	/	/	/	1	/	/	/	/	/	/	/	/	/
		Switched Fuse Spur Unit for Kitchen Cabinet Lighting 菲士蘇連開關掣供廚櫃燈	1	/	/	/	1	/	/	/	/	/	/	/	/	/
		Switch for Combi Microwave Oven 微波焗爐開關掣	1	/	/	/	1	/	/	/	/	/	/	/	/	/
	Connection Unit for Combi Microwave Oven 供微波焗爐用的插線座	1	/	/	/	1	/	/	/	/	/	/	/	/	/	

Notes :

1. The numbers as shown in the above table denote the numbers provided.
2. The symbol " - " as shown in the above table denotes "Not Provided".
3. The symbol " / " as shown in the above table denotes "Not Applicable".

備註 :

1. 上表顯示的數目代表提供的數量。
2. 上表 " - " 代表「不提供」。
3. 上表 " / " 代表「不適用」。

FITTINGS, FINISHES AND APPLIANCES

裝置、裝修物料及設備

Schedule of Mechanical and Electrical Provisions

機電裝置數量說明表

T1A 第1A座			10/F 10樓													
Location 位置	Exposed Type 外露型	Non-exposed Type 非外露型	A1	A2	A3	A5	A6	B2	B3	B5	B6	B7	C1	C2	C3	C5
Open Kitchen 開放式廚房	Lighting Point 燈位		/	1	1	1	/	1	1	1	-	1	-	1	1	1
	Sprinkler Head 消防花灑頭		/	1#	1#	1#	/	1#	1#	1#	1#	1#	1#	1#	1#	1#
		Sprinkler Head 消防花灑頭	/	1#	1#	1#	/	1#	1#	1#	1#	1#	1#	1#	1#	1#
		Switched Single Socket Outlet for Washer Dryer 單頭插座連開關掣供洗衣乾衣機	/	1	1	1	/	1	1	1	1	1	1	1	1	1
		Washer Dryer Connection Point 洗衣乾衣機接駁點	/	1	1	1	/	1	1	1	1	1	1	1	1	1
		Switch for Induction Hob 電磁爐開關掣	/	1	-	1	/	1	1	1	1	1	1	1	1	1
		Switched Single Socket Outlet for Cooker Hood 單頭插座連開關掣供抽油煙機	/	1	1	1	/	1	1	1	1	1	1	1	1	1
		Connection Unit for Induction Hob 供電磁爐用的插線座	/	1	1	1	/	1	1	1	1	1	1	1	1	1
		Switched Fuse Spur Unit for Kitchen Cabinet Lighting 菲士蘇連開關掣供廚櫃燈	/	1	1	1	/	1	1	1	1	1	1	1	1	1
		Switch for Combi Steam Microwave Oven 微波蒸焗爐開關掣	/	1	-	1	/	1	1	1	1	1	-	1	1	1
	Connection Unit for Combi Steam Microwave Oven 供微波蒸焗爐用的插線座	/	1	1	1	/	1	1	1	1	1	-	1	1	1	

Notes :

- The numbers as shown in the above table denote the numbers provided.
- The symbol " - " as shown in the above table denotes "Not Provided".
- The symbol " / " as shown in the above table denotes "Not Applicable".
- The symbol " # " as shown in the above table denotes "Fire service installations and equipment". Owners of residential units with open kitchens are required to observe and comply with fire safety regulations related to these installations and equipment and relevant provisions under the deed of mutual covenant, which include arranging annual inspection and maintenance. They should also allow registered fire service installation contractors to access the units for annual inspection and maintenance of the fire service installations and equipment.

備註 :

- 上表顯示的數目代表提供的數量。
- 上表 " - " 代表「不提供」。
- 上表 " / " 代表「不適用」。
- 上表 " # " 代表「消防裝置及設備」。開放式廚房單位的業主須遵守及遵照有關消防裝置及設備的消防安全規例及公契內相關的條文，包括安排週年檢查和保養。此外，設開放式廚房的單位業主應容許註冊消防裝置承辦商進入單位，進行消防裝置及設備的週年檢查和保養。

FITTINGS, FINISHES AND APPLIANCES

裝置、裝修物料及設備

Schedule of Mechanical and Electrical Provisions

機電裝置數量說明表

T1A 第1A座			10/F 10樓													
Location 位置	Exposed Type 外露型	Non-exposed Type 非外露型	A1	A2	A3	A5	A6	B2	B3	B5	B6	B7	C1	C2	C3	C5
Master Bathroom 主人浴室	Lighting Point 燈位		5	/	/	/	5	/	/	/	/	/	/	/	/	/
	Single Socket Outlet (in Cabinet) 單頭插座 (於櫃內)		1	/	/	/	1	/	/	/	/	/	/	/	/	/
		Switched Fuse Spur Unit for Exhaust Fan 菲士蘇連開關掣供抽氣扇	1	/	/	/	1	/	/	/	/	/	/	/	/	/
		Switched Fuse Spur Unit for Cabinet Lighting 菲士蘇連開關掣供櫃燈	1	/	/	/	1	/	/	/	/	/	/	/	/	/
Bathroom 浴室	Lighting Point 燈位		/	5	5	5	/	5	5	5	5	5	5	5	5	5
	Single Socket Outlet (in Cabinet) 單頭插座 (於櫃內)		/	1	1	1	/	1	1	1	1	1	1	1	1	1
		Switched Fuse Spur Unit for Exhaust Fan 菲士蘇連開關掣供抽氣扇	/	1	1	1	/	1	1	1	1	1	1	1	1	1
		Switched Fuse Spur Unit for Cabinet Lighting 菲士蘇連開關掣供櫃燈	/	1	1	1	/	1	1	1	1	1	1	1	1	1
Bathroom 2 浴室2	Lighting Point 燈位		5	/	/	/	5	/	/	/	/	/	/	/	/	/
	Single Socket Outlet (in Cabinet) 單頭插座 (於櫃內)		1	/	/	/	1	/	/	/	/	/	/	/	/	/
		Switched Fuse Spur Unit for Exhaust Fan 菲士蘇連開關掣供抽氣扇	1	/	/	/	1	/	/	/	/	/	/	/	/	/
		Switched Fuse Spur Unit for Cabinet Lighting 菲士蘇連開關掣供櫃燈	1	/	/	/	1	/	/	/	/	/	/	/	/	/

Notes :

1. The numbers as shown in the above table denote the numbers provided.
2. The symbol " - " as shown in the above table denotes "Not Provided".
3. The symbol " / " as shown in the above table denotes "Not Applicable".

備註 :

1. 上表顯示的數目代表提供的數量。
2. 上表 " - " 代表「不提供」。
3. 上表 " / " 代表「不適用」。

FITTINGS, FINISHES AND APPLIANCES

裝置、裝修物料及設備

Schedule of Mechanical and Electrical Provisions

機電裝置數量說明表

T1A 第1A座			10/F 10樓													
Location 位置	Exposed Type 外露型	Non-exposed Type 非外露型	A1	A2	A3	A5	A6	B2	B3	B5	B6	B7	C1	C2	C3	C5
Balcony 露台	Lighting Point 燈位		/	1	1	1	/	1	1	1	1	1	/	/	/	/
Enhanced Acoustic Balcony 強效減音露台	Lighting Point 燈位		/	/	/	/	/	/	/	/	/	/	1	1	1	1
Utility Platform 工作平台	Lighting Point 燈位		/	1	/	/	/	/	1	1	/	/	/	/	/	/
Flat Roof 平台	Lighting Point 燈位		2	/	/	/	2	/	/	/	/	/	/	/	/	/
	Single Waterproof Socket Outlet 單頭防水插座		1	/	/	/	1	/	/	/	/	/	/	/	/	/
Roof 天台	Waterproof Lighting Switch 防水燈掣		1	1	1	1	1	1	1	1	1	1	1	1	1	1
	Lighting Point 燈位		14	6	9	9	12	4	7	6	7	4	5	7	8	4
	Single Waterproof Socket Outlet 單頭防水插座		2	2	2	2	2	2	2	2	2	2	2	2	2	2

Notes :

1. The numbers as shown in the above table denote the numbers provided.
2. The symbol " - " as shown in the above table denotes "Not Provided".
3. The symbol " / " as shown in the above table denotes "Not Applicable".

備註：

1. 上表顯示的數目代表提供的數量。
2. 上表 " - " 代表「不提供」。
3. 上表 " / " 代表「不適用」。

FITTINGS, FINISHES AND APPLIANCES

裝置、裝修物料及設備

Schedule of Mechanical and Electrical Provisions

機電裝置數量說明表

T1B 第1B座			1/F 1樓															
Location 位置	Exposed Type 外露型	Non-exposed Type 非外露型	A1	A2	A3	A5	A6	B1	B2	B3	B5	B6	B7	C1	C2	C3	C5	C6
Main Entrance 大門入口	Door Bell Button 門鐘掣		1	1	1	1	1	1	1	1	1	1	1	1	1	1	1	1
Living Room and Dining Room 客廳及飯廳	Lighting Switch 燈掣		5	4	5	5	5	4	6	4	4	4	5	4	4	4	6	4
	Lighting Point 燈位		7	6	7	7	7	6	9	6	6	7	7	6	6	6	9	6
	Switched Single Socket Outlet 單頭插座連開關掣		1	1	1	1	1	1	1	1	1	1	1	2	1	1	1	1
	Switched Twin Socket Outlet 雙頭插座連開關掣		3	3	3	3	3	3	3	3	3	3	3	3	3	3	3	3
	Switched Twin Socket Outlet with USB Module 雙頭及USB插座連開關掣		1	1	1	1	1	1	1	1	1	1	1	1	1	1	1	1
	Switched Twin Socket Outlet (in Cabinet) 雙頭插座連開關掣(於櫃內)		1	1	1	1	1	1	1	1	1	1	1	1	1	1	1	1
	Switched Single Socket Outlet (in Cabinet) 單頭插座連開關掣(於櫃內)		2	2	2	2	2	2	2	2	2	2	2	2	2	2	2	2
	Data Point (in Cabinet) 網絡插座(於櫃內)		1	1	1	1	1	1	1	1	1	1	1	1	1	1	1	1
	LAN Port Faceplate (in Cabinet) 區域網路端口面板(於櫃內)		2	1	1	1	2	1	1	1	1	1	1	1	1	1	1	1
	TV / FM Outlet 電視 / 電台天線插座		2	2	2	2	2	2	2	2	2	2	2	2	2	2	2	2
	Telephone Outlet 電話插座		1	1	1	1	1	1	1	1	1	1	1	1	1	1	1	1
	Switch for Air-conditioner 冷氣機開關掣		1	1	1	1	1	1	1	1	1	1	1	1	2	1	1	1
	Door Phone 門口對講機		1	1	1	1	1	1	1	1	1	1	1	1	1	1	1	1
	Data Point 網絡插座		2	2	2	2	2	2	2	2	2	2	2	2	2	2	2	2
	Distribution Board (in Cabinet) 配電箱(於櫃內)		1	1	1	1	1	1	1	1	1	1	1	1	1	1	1	1
Door Bell 門鐘		1	1	1	1	1	1	1	1	1	1	1	1	1	1	1	1	

Notes:

1. The numbers as shown in the above table denote the numbers provided.
2. The symbol " - " as shown in the above table denotes "Not Provided".
3. The symbol " / " as shown in the above table denotes "Not Applicable".

備註:

1. 上表顯示的數目代表提供的數量。
2. 上表 " - " 代表「不提供」。
3. 上表 " / " 代表「不適用」。

FITTINGS, FINISHES AND APPLIANCES

裝置、裝修物料及設備

Schedule of Mechanical and Electrical Provisions

機電裝置數量說明表

T1B 第1B座			1/F 1樓																
Location 位置	Exposed Type 外露型	Non-exposed Type 非外露型	A1	A2	A3	A5	A6	B1	B2	B3	B5	B6	B7	C1	C2	C3	C5	C6	
Living Room and Dining Room 客廳及飯廳	Smoke Detector 煙霧探測器		1#	1#	1#	1#	1#	1#	1#	1#	1#	1#	1#	1#	1#	1#	1#	1#	
	Switched Fuse Spur Unit for Cabinet Lighting (in Cabinet) 菲士蘇連開關掣供櫃燈(於櫃內)		1	1	1	1	1	1	1	1	1	1	1	1	1	1	1	1	
	Switch for Electric Water Heater 電熱水爐開關掣		1	1	1	1	1	1	1	1	1	1	1	1	1	1	1	1	
	Switch for Exhaust Fan and Electric Water Heater 抽氣扇及電熱水爐開關掣		1	1	1	1	1	1	1	1	1	1	1	1	1	1	1	1	
		Switched Single Socket Outlet for Refrigerator 單頭插座連開關掣供雪櫃		1	1	1	1	1	1	1	1	1	1	1	1	1	1	1	1
		Switch for Combi Steam Microwave Oven 微波蒸焗爐開關掣		-	-	1	-	-	1	-	-	-	-	-	1	-	-	-	1
		Connection Unit for Combi Steam Microwave Oven 供微波蒸焗爐用的插線座		-	-	-	-	-	-	-	-	-	-	-	1	-	-	-	-
	Switch for Induction Hob 電磁爐開關掣		-	-	1	-	-	1	-	-	-	-	-	-	-	-	-	1	
Master Bedroom 主人睡房	Lighting Switch 燈掣		2	2	1	1	2	1	2	2	2	2	1	/	2	2	1	1	
	Lighting Point 燈位		1	1	1	1	1	1	1	1	1	1	1	/	1	1	1	1	
	Switched Single Socket Outlet 單頭插座連開關掣		1	1	1	1	1	1	1	1	1	1	1	/	1	1	1	1	
	Switched Twin Socket Outlet 雙頭插座連開關掣		1	1	1	1	1	1	1	1	1	1	1	/	1	1	1	1	
	TV / FM Outlet 電視 / 電台天線插座		1	1	1	1	1	1	1	1	1	1	1	/	1	1	1	1	
	Telephone Outlet 電話插座		1	1	1	1	1	1	1	1	1	1	1	/	1	1	1	1	
	Data Point 網絡插座		1	1	1	1	1	1	1	1	1	1	1	/	1	1	1	1	
	Switch for Air-conditioner 冷氣機開關掣		1	1	1	1	1	1	1	1	1	1	1	/	1	1	1	1	

Notes :

- The numbers as shown in the above table denote the numbers provided.
- The symbol " - " as shown in the above table denotes "Not Provided".
- The symbol " / " as shown in the above table denotes "Not Applicable".
- The symbol " # " as shown in the above table denotes "Fire service installations and equipment". Owners of residential units with open kitchens are required to observe and comply with fire safety regulations related to these installations and equipment and relevant provisions under the deed of mutual covenant, which include arranging annual inspection and maintenance. They should also allow registered fire service installation contractors to access the units for annual inspection and maintenance of the fire service installations and equipment.

備註 :

- 上表顯示的數目代表提供的數量。
- 上表 " - " 代表「不提供」。
- 上表 " / " 代表「不適用」。
- 上表 " # " 代表「消防裝置及設備」。開放式廚房單位的業主須遵守及遵照有關消防裝置及設備的消防安全規例及公契內相關的條文，包括安排週年檢查和保養。此外，設開放式廚房的單位業主應容許註冊消防裝置承辦商進入單位，進行消防裝置及設備的週年檢查和保養。

FITTINGS, FINISHES AND APPLIANCES

裝置、裝修物料及設備

Schedule of Mechanical and Electrical Provisions

機電裝置數量說明表

T1B 第1B座			1/F 1樓															
Location 位置	Exposed Type 外露型	Non-exposed Type 非外露型	A1	A2	A3	A5	A6	B1	B2	B3	B5	B6	B7	C1	C2	C3	C5	C6
Bedroom 2 睡房2	Lighting Switch 燈掣		1	1	/	1	1	/	1	1	1	1	1	/	1	1	1	/
	Lighting Point 燈位		1	1	/	1	1	/	1	1	1	1	1	/	1	1	1	/
	Switched Single Socket Outlet 單頭插座連開關掣		1	1	/	1	1	/	1	1	1	1	1	/	1	1	1	/
	Switched Twin Socket Outlet 雙頭插座連開關掣		1	1	/	1	1	/	1	1	1	1	1	/	1	1	1	/
	TV / FM Outlet 電視 / 電台天線插座		1	1	/	1	1	/	1	1	1	1	1	/	1	1	1	/
	Telephone Outlet 電話插座		1	1	/	1	1	/	1	1	1	1	1	/	1	1	1	/
	Data Point 網絡插座		1	1	/	1	1	/	1	1	1	1	1	/	1	1	1	/
	Switch for Air-conditioner 冷氣機開關掣		1	1	/	1	1	/	1	1	1	1	1	/	1	1	1	/
Bedroom 3 睡房3	Lighting Switch 燈掣		1	/	/	/	1	/	/	/	/	/	/	/	/	/	/	/
	Lighting Point 燈位		1	/	/	/	1	/	/	/	/	/	/	/	/	/	/	/
	Switched Single Socket Outlet 單頭插座連開關掣		1	/	/	/	1	/	/	/	/	/	/	/	/	/	/	/
	Switched Twin Socket Outlet 雙頭插座連開關掣		1	/	/	/	1	/	/	/	/	/	/	/	/	/	/	/
	TV / FM Outlet 電視 / 電台天線插座		1	/	/	/	1	/	/	/	/	/	/	/	/	/	/	/
	Telephone Outlet 電話插座		1	/	/	/	1	/	/	/	/	/	/	/	/	/	/	/
	Data Point 網絡插座		1	/	/	/	1	/	/	/	/	/	/	/	/	/	/	/
	Switch for Air-conditioner 冷氣機開關掣		1	/	/	/	1	/	/	/	/	/	/	/	/	/	/	/

Notes :

1. The numbers as shown in the above table denote the numbers provided.
2. The symbol " - " as shown in the above table denotes "Not Provided".
3. The symbol " / " as shown in the above table denotes "Not Applicable".

備註 :

1. 上表顯示的數目代表提供的數量。
2. 上表 " - " 代表「不提供」。
3. 上表 " / " 代表「不適用」。

FITTINGS, FINISHES AND APPLIANCES

裝置、裝修物料及設備

Schedule of Mechanical and Electrical Provisions

機電裝置數量說明表

T1B 第1B座			1/F 1樓															
Location 位置	Exposed Type 外露型	Non-exposed Type 非外露型	A1	A2	A3	A5	A6	B1	B2	B3	B5	B6	B7	C1	C2	C3	C5	C6
Store 儲物房	Lighting Switch 燈掣		/	/	1	1	/	1	/	/	/	/	1	/	/	/	/	1
	Lighting Point 燈位		/	/	1	1	/	1	/	/	/	/	1	/	/	/	/	1
	Switched Single Socket Outlet 單頭插座連開關掣		/	/	-	-	/	-	/	/	/	/	-	/	/	/	/	-
	Switched Twin Socket Outlet 雙頭插座連開關掣		/	/	1	1	/	1	/	/	/	/	1	/	/	/	/	1
	Switch for Air-conditioner 冷氣機開關掣		/	/	1	1	/	1	/	/	/	/	1	/	/	/	/	1
	TV / FM Outlet 電視/電台天線插座		/	/	1	1	/	1	/	/	/	/	1	/	/	/	/	1
	Junction Box 電訊線路過路箱		/	/	1	1	/	1	/	/	/	/	1	/	/	/	/	1

Notes :

1. The numbers as shown in the above table denote the numbers provided.
2. The symbol " - " as shown in the above table denotes "Not Provided".
3. The symbol " / " as shown in the above table denotes "Not Applicable".

備註 :

1. 上表顯示的數目代表提供的數量。
2. 上表 " - " 代表「不提供」。
3. 上表 " / " 代表「不適用」。

FITTINGS, FINISHES AND APPLIANCES

裝置、裝修物料及設備

Schedule of Mechanical and Electrical Provisions

機電裝置數量說明表

T1B 第1B座			1/F 1樓																
Location 位置	Exposed Type 外露型	Non-exposed Type 非外露型	A1	A2	A3	A5	A6	B1	B2	B3	B5	B6	B7	C1	C2	C3	C5	C6	
Open Kitchen 開放式廚房	Lighting Point 燈位		1	1	1	1	1	1	-	1	1	-	1	1	1	1	-	1	
	Sprinkler Head 消防花灑頭		1#	1#	1#	1#	1#	1#	1#	1#	1#	1#	1#	1#	1#	1#	1#	1#	
		Sprinkler Head 消防花灑頭	1#	1#	1#	1#	1#	1#	1#	1#	1#	1#	1#	1#	1#	1#	1#	1#	
		Switched Single Socket Outlet for Washer Dryer 單頭插座連開關掣供洗衣乾衣機	1	1	1	1	1	1	1	1	1	1	1	1	1	1	1	1	
		Washer Dryer Connection Point 洗衣乾衣機接駁點	1	1	1	1	1	1	1	1	1	1	1	1	1	1	1	1	
		Switch for Induction Hob 電磁爐開關掣	1	1	-	1	1	-	1	1	1	1	1	1	1	1	1	1	-
		Switched Single Socket Outlet for Cooker Hood 單頭插座連開關掣供抽油煙機	1	1	1	1	1	1	1	1	1	1	1	1	1	1	1	1	
		Connection Unit for Induction Hob 供電磁爐用的插線座	1	1	1	1	1	1	1	1	1	1	1	1	1	1	1	1	
		Switched Fuse Spur Unit for Kitchen Cabinet Lighting 菲士蘇連開關掣供廚櫃燈	1	1	1	1	1	1	1	1	1	1	1	1	1	1	1	1	
		Switch for Combi Steam Microwave Oven 微波蒸焗爐開關掣	1	1	-	1	1	-	1	1	1	1	1	1	-	1	1	1	-
		Connection Unit for Combi Steam Microwave Oven 供微波蒸焗爐用的插線座	1	1	1	1	1	1	1	1	1	1	1	1	-	1	1	1	1
	Switched Single Socket Outlet for Gas Hob 單頭插座連開關掣供煤氣爐	1	-	-	-	1	-	-	-	-	-	-	-	-	-	-	-	-	

Notes :

- The numbers as shown in the above table denote the numbers provided.
- The symbol " - " as shown in the above table denotes "Not Provided".
- The symbol " / " as shown in the above table denotes "Not Applicable".
- The symbol " # " as shown in the above table denotes "Fire service installations and equipment". Owners of residential units with open kitchens are required to observe and comply with fire safety regulations related to these installations and equipment and relevant provisions under the deed of mutual covenant, which include arranging annual inspection and maintenance. They should also allow registered fire service installation contractors to access the units for annual inspection and maintenance of the fire service installations and equipment.

備註：

- 上表顯示的數目代表提供的數量。
- 上表 " - " 代表「不提供」。
- 上表 " / " 代表「不適用」。
- 上表 " # " 代表「消防裝置及設備」。開放式廚房單位的業主須遵守及遵照有關消防裝置及設備的消防安全規例及公契內相關的條文，包括安排週年檢查和保養。此外，設開放式廚房的單位業主應容許註冊消防裝置承辦商進入單位，進行消防裝置及設備的週年檢查和保養。

FITTINGS, FINISHES AND APPLIANCES

裝置、裝修物料及設備

Schedule of Mechanical and Electrical Provisions

機電裝置數量說明表

T1B 第1B座			1/F 1樓															
Location 位置	Exposed Type 外露型	Non-exposed Type 非外露型	A1	A2	A3	A5	A6	B1	B2	B3	B5	B6	B7	C1	C2	C3	C5	C6
Bathroom 浴室	Lighting Point 燈位		5	5	5	5	5	5	5	5	5	5	5	5	5	5	5	5
	Single Socket Outlet (in Cabinet) 單頭插座(於櫃內)		1	1	1	1	1	1	1	1	1	1	1	1	1	1	1	1
		Switched Fuse Spur Unit for Exhaust Fan 菲士蘇連開關掣供抽氣扇	1	1	1	1	1	1	1	1	1	1	1	1	1	1	1	1
		Switched Fuse Spur Unit for Cabinet Lighting 菲士蘇連開關掣供櫃燈	1	1	1	1	1	1	1	1	1	1	1	1	1	1	1	1
Balcony 露台	Lighting Point 燈位		1	1	1	/	/	/	/	/	/	/	/	/	/	/	/	1
Utility Platform 工作平台	Lighting Point 燈位		1	1	/	/	/	/	/	/	/	/	/	/	/	/	/	/
Flat Roof 平台	Lighting Point 燈位		/	/	/	4	5	6	8	5	5	5	5	4	5	4	5	/
	Single Waterproof Socket Outlet 單頭防水插座		/	/	/	2	2	2	2	2	2	2	2	2	2	2	2	/

Notes :

1. The numbers as shown in the above table denote the numbers provided.
2. The symbol " - " as shown in the above table denotes "Not Provided".
3. The symbol " / " as shown in the above table denotes "Not Applicable".

備註 :

1. 上表顯示的數目代表提供的數量。
2. 上表 " - " 代表「不提供」。
3. 上表 " / " 代表「不適用」。

FITTINGS, FINISHES AND APPLIANCES

裝置、裝修物料及設備

Schedule of Mechanical and Electrical Provisions

機電裝置數量說明表

T1B 第1B座			2/F - 3/F & 5/F - 9/F 2樓至3樓 及 5樓至9樓															
Location 位置	Exposed Type 外露型	Non-exposed Type 非外露型	A1	A2	A3	A5	A6	B1	B2	B3	B5	B6	B7	C1	C2	C3	C5	C6
Main Entrance 大門入口	Door Bell Button 門鐘掣		1	1	1	1	1	1	1	1	1	1	1	1	1	1	1	1
Living Room and Dining Room 客廳及飯廳	Lighting Switch 燈掣		5	4	5	5	5	4	6	4	4	4	5	4	4	4	6	4
	Lighting Point 燈位		7	6	7	7	7	6	9	6	6	7	7	6	6	6	9	6
	Switched Single Socket Outlet 單頭插座連開關掣		1	1	1	1	1	1	1	1	1	1	1	2	1	1	1	1
	Switched Twin Socket Outlet 雙頭插座連開關掣		3	3	3	3	3	3	3	3	3	3	3	3	3	3	3	3
	Switched Twin Socket Outlet with USB Module 雙頭及USB插座連開關掣		1	1	1	1	1	1	1	1	1	1	1	1	1	1	1	1
	Switched Twin Socket Outlet (in Cabinet) 雙頭插座連開關掣(於櫃內)		1	1	1	1	1	1	1	1	1	1	1	1	1	1	1	1
	Switched Single Socket Outlet (in Cabinet) 單頭插座連開關掣(於櫃內)		2	2	2	2	2	2	2	2	2	2	2	2	2	2	2	2
	Data Point (in Cabinet) 網絡插座(於櫃內)		1	1	1	1	1	1	1	1	1	1	1	1	1	1	1	1
	LAN Port Faceplate (in Cabinet) 區域網路端口面板(於櫃內)		2	1	1	1	2	1	1	1	1	1	1	1	1	1	1	1
	TV / FM Outlet 電視 / 電台天線插座		2	2	2	2	2	2	2	2	2	2	2	2	2	2	2	2
	Telephone Outlet 電話插座		1	1	1	1	1	1	1	1	1	1	1	1	1	1	1	1
	Switch for Air-conditioner 冷氣機開關掣		1	1	1	1	1	1	1	1	1	1	1	1	2	1	1	1
	Door Phone 門口對講機		1	1	1	1	1	1	1	1	1	1	1	1	1	1	1	1
	Data Point 網絡插座		2	2	2	2	2	2	2	2	2	2	2	2	2	2	2	2
	Distribution Board (in Cabinet) 配電箱(於櫃內)		1	1	1	1	1	1	1	1	1	1	1	1	1	1	1	1
Door Bell 門鐘		1	1	1	1	1	1	1	1	1	1	1	1	1	1	1	1	

Notes:

1. The numbers as shown in the above table denote the numbers provided.
2. The symbol " - " as shown in the above table denotes "Not Provided".
3. The symbol " / " as shown in the above table denotes "Not Applicable".

備註:

1. 上表顯示的數目代表提供的數量。
2. 上表 " - " 代表「不提供」。
3. 上表 " / " 代表「不適用」。

FITTINGS, FINISHES AND APPLIANCES

裝置、裝修物料及設備

Schedule of Mechanical and Electrical Provisions

機電裝置數量說明表

T1B 第1B座			2/F - 3/F & 5/F - 9/F 2樓至3樓 及 5樓至9樓																
Location 位置	Exposed Type 外露型	Non-exposed Type 非外露型	A1	A2	A3	A5	A6	B1	B2	B3	B5	B6	B7	C1	C2	C3	C5	C6	
Living Room and Dining Room 客廳及飯廳	Smoke Detector 煙霧探測器		1#	1#	1#	1#	1#	1#	1#	1#	1#	1#	1#	1#	1#	1#	1#	1#	
	Switched Fuse Spur Unit for Cabinet Lighting (in Cabinet) 菲士蘇連開關掣供櫃燈(於櫃內)		1	1	1	1	1	1	1	1	1	1	1	1	1	1	1	1	
	Switch for Electric Water Heater 電熱水爐開關掣		1	1	1	1	1	1	1	1	1	1	1	1	1	1	1	1	
	Switch for Exhaust Fan and Electric Water Heater 抽氣扇及電熱水爐開關掣		1	1	1	1	1	1	1	1	1	1	1	1	1	1	1	1	
		Switched Single Socket Outlet for Refrigerator 單頭插座連開關掣供雪櫃		1	1	1	1	1	1	1	1	1	1	1	1	1	1	1	1
		Switch for Combi Steam Microwave Oven 微波蒸焗爐開關掣		-	-	1	-	-	1	-	-	-	-	-	1	-	-	-	1
		Connection Unit for Combi Steam Microwave Oven 供微波蒸焗爐用的插線座		-	-	-	-	-	-	-	-	-	-	-	1	-	-	-	-
	Switch for Induction Hob 電磁爐開關掣		-	-	1	-	-	1	-	-	-	-	-	-	-	-	-	1	
Master Bedroom 主人睡房	Lighting Switch 燈掣		2	2	1	1	2	1	1	2	2	2	1	/	2	2	1	1	
	Lighting Point 燈位		1	1	1	1	1	1	1	1	1	1	1	/	1	1	1	1	
	Switched Single Socket Outlet 單頭插座連開關掣		1	1	1	1	1	1	1	1	1	1	1	/	1	1	1	1	
	Switched Twin Socket Outlet 雙頭插座連開關掣		1	1	1	1	1	1	1	1	1	1	1	/	1	1	1	1	
	TV / FM Outlet 電視 / 電台天線插座		1	1	1	1	1	1	1	1	1	1	1	/	1	1	1	1	
	Telephone Outlet 電話插座		1	1	1	1	1	1	1	1	1	1	1	/	1	1	1	1	
	Data Point 網絡插座		1	1	1	1	1	1	1	1	1	1	1	/	1	1	1	1	
	Switch for Air-conditioner 冷氣機開關掣		1	1	1	1	1	1	1	1	1	1	1	/	1	1	1	1	

Notes :

- The numbers as shown in the above table denote the numbers provided.
- The symbol " - " as shown in the above table denotes "Not Provided".
- The symbol " / " as shown in the above table denotes "Not Applicable".
- The symbol " # " as shown in the above table denotes "Fire service installations and equipment". Owners of residential units with open kitchens are required to observe and comply with fire safety regulations related to these installations and equipment and relevant provisions under the deed of mutual covenant, which include arranging annual inspection and maintenance. They should also allow registered fire service installation contractors to access the units for annual inspection and maintenance of the fire service installations and equipment.

備註 :

- 上表顯示的數目代表提供的數量。
- 上表 " - " 代表「不提供」。
- 上表 " / " 代表「不適用」。
- 上表 " # " 代表「消防裝置及設備」。開放式廚房單位的業主須遵守及遵照有關消防裝置及設備的消防安全規例及公契內相關的條文，包括安排週年檢查和保養。此外，設開放式廚房的單位業主應容許註冊消防裝置承辦商進入單位，進行消防裝置及設備的週年檢查和保養。

FITTINGS, FINISHES AND APPLIANCES

裝置、裝修物料及設備

Schedule of Mechanical and Electrical Provisions

機電裝置數量說明表

T1B 第1B座			2/F - 3/F & 5/F - 9/F 2樓至3樓 及 5樓至9樓															
Location 位置	Exposed Type 外露型	Non-exposed Type 非外露型	A1	A2	A3	A5	A6	B1	B2	B3	B5	B6	B7	C1	C2	C3	C5	C6
Bedroom 2 睡房2	Lighting Switch 燈掣		1	1	/	1	1	/	1	1	1	1	1	/	1	1	1	/
	Lighting Point 燈位		1	1	/	1	1	/	1	1	1	1	1	/	1	1	1	/
	Switched Single Socket Outlet 單頭插座連開關掣		1	1	/	1	1	/	1	1	1	1	1	/	1	1	1	/
	Switched Twin Socket Outlet 雙頭插座連開關掣		1	1	/	1	1	/	1	1	1	1	1	/	1	1	1	/
	TV / FM Outlet 電視 / 電台天線插座		1	1	/	1	1	/	1	1	1	1	1	/	1	1	1	/
	Telephone Outlet 電話插座		1	1	/	1	1	/	1	1	1	1	1	/	1	1	1	/
	Data Point 網絡插座		1	1	/	1	1	/	1	1	1	1	1	/	1	1	1	/
	Switch for Air-conditioner 冷氣機開關掣		1	1	/	1	1	/	1	1	1	1	1	/	1	1	1	/
Bedroom 3 睡房3	Lighting Switch 燈掣		1	/	/	/	1	/	/	/	/	/	/	/	/	/	/	/
	Lighting Point 燈位		1	/	/	/	1	/	/	/	/	/	/	/	/	/	/	/
	Switched Single Socket Outlet 單頭插座連開關掣		1	/	/	/	1	/	/	/	/	/	/	/	/	/	/	/
	Switched Twin Socket Outlet 雙頭插座連開關掣		1	/	/	/	1	/	/	/	/	/	/	/	/	/	/	/
	TV / FM Outlet 電視 / 電台天線插座		1	/	/	/	1	/	/	/	/	/	/	/	/	/	/	/
	Telephone Outlet 電話插座		1	/	/	/	1	/	/	/	/	/	/	/	/	/	/	/
	Data Point 網絡插座		1	/	/	/	1	/	/	/	/	/	/	/	/	/	/	/
	Switch for Air-conditioner 冷氣機開關掣		1	/	/	/	1	/	/	/	/	/	/	/	/	/	/	/

Notes :

1. The numbers as shown in the above table denote the numbers provided.
2. The symbol " - " as shown in the above table denotes "Not Provided".
3. The symbol " / " as shown in the above table denotes "Not Applicable".

備註 :

1. 上表顯示的數目代表提供的數量。
2. 上表 " - " 代表「不提供」。
3. 上表 " / " 代表「不適用」。

FITTINGS, FINISHES AND APPLIANCES

裝置、裝修物料及設備

Schedule of Mechanical and Electrical Provisions

機電裝置數量說明表

T1B 第1B座			2/F - 3/F & 5/F - 9/F 2樓至3樓 及 5樓至9樓															
Location 位置	Exposed Type 外露型	Non-exposed Type 非外露型	A1	A2	A3	A5	A6	B1	B2	B3	B5	B6	B7	C1	C2	C3	C5	C6
Store 儲物房	Lighting Switch 燈掣		/	/	1	1	/	1	/	/	/	/	1	/	/	/	/	1
	Lighting Point 燈位		/	/	1	1	/	1	/	/	/	/	1	/	/	/	/	1
	Switched Single Socket Outlet 單頭插座連開關掣		/	/	-	-	/	-	/	/	/	/	-	/	/	/	/	-
	Switched Twin Socket Outlet 雙頭插座連開關掣		/	/	1	1	/	1	/	/	/	/	1	/	/	/	/	1
	Switch for Air-conditioner 冷氣機開關掣		/	/	1	1	/	1	/	/	/	/	1	/	/	/	/	1
	TV / FM Outlet 電視/電台天線插座		/	/	1	1	/	1	/	/	/	/	1	/	/	/	/	1
	Junction Box 電訊線路過路箱		/	/	1	1	/	1	/	/	/	/	1	/	/	/	/	1

Notes :

1. The numbers as shown in the above table denote the numbers provided.
2. The symbol " - " as shown in the above table denotes "Not Provided".
3. The symbol " / " as shown in the above table denotes "Not Applicable".

備註 :

1. 上表顯示的數目代表提供的數量。
2. 上表 " - " 代表「不提供」。
3. 上表 " / " 代表「不適用」。

FITTINGS, FINISHES AND APPLIANCES

裝置、裝修物料及設備

Schedule of Mechanical and Electrical Provisions

機電裝置數量說明表

T1B 第1B座			2/F - 3/F & 5/F - 9/F 2樓至3樓 及 5樓至9樓																
Location 位置	Exposed Type 外露型	Non-exposed Type 非外露型	A1	A2	A3	A5	A6	B1	B2	B3	B5	B6	B7	C1	C2	C3	C5	C6	
Open Kitchen 開放式廚房	Lighting Point 燈位		1	1	1	1	1	1	-	1	1	-	1	1	1	1	-	1	
	Sprinkler Head 消防花灑頭		1#	1#	1#	1#	1#	1#	1#	1#	1#	1#	1#	1#	1#	1#	1#	1#	
		Sprinkler Head 消防花灑頭	1#	1#	1#	1#	1#	1#	1#	1#	1#	1#	1#	1#	1#	1#	1#	1#	
		Switched Single Socket Outlet for Washer Dryer 單頭插座連開關掣供洗衣乾衣機	1	1	1	1	1	1	1	1	1	1	1	1	1	1	1	1	
		Washer Dryer Connection Point 洗衣乾衣機接駁點	1	1	1	1	1	1	1	1	1	1	1	1	1	1	1	1	
		Switch for Induction Hob 電磁爐開關掣	1	1	-	1	1	-	1	1	1	1	1	1	1	1	1	1	-
		Switched Single Socket Outlet for Cooker Hood 單頭插座連開關掣供抽油煙機	1	1	1	1	1	1	1	1	1	1	1	1	1	1	1	1	
		Connection Unit for Induction Hob 供電磁爐用的插線座	1	1	1	1	1	1	1	1	1	1	1	1	1	1	1	1	
		Switched Fuse Spur Unit for Kitchen Cabinet Lighting 菲士蘇連開關掣供廚櫃燈	1	1	1	1	1	1	1	1	1	1	1	1	1	1	1	1	
		Switch for Combi Steam Microwave Oven 微波蒸焗爐開關掣	1	1	-	1	1	-	1	1	1	1	1	1	-	1	1	1	-
		Connection Unit for Combi Steam Microwave Oven 供微波蒸焗爐用的插線座	1	1	1	1	1	1	1	1	1	1	1	1	-	1	1	1	1
	Switched Single Socket Outlet for Gas Hob 單頭插座連開關掣供煤氣爐	1	-	-	-	1	-	-	-	-	-	-	-	-	-	-	-	-	

Notes :

- The numbers as shown in the above table denote the numbers provided.
- The symbol " - " as shown in the above table denotes "Not Provided".
- The symbol " / " as shown in the above table denotes "Not Applicable".
- The symbol " # " as shown in the above table denotes "Fire service installations and equipment". Owners of residential units with open kitchens are required to observe and comply with fire safety regulations related to these installations and equipment and relevant provisions under the deed of mutual covenant, which include arranging annual inspection and maintenance. They should also allow registered fire service installation contractors to access the units for annual inspection and maintenance of the fire service installations and equipment.

備註 :

- 上表顯示的數目代表提供的數量。
- 上表 " - " 代表「不提供」。
- 上表 " / " 代表「不適用」。
- 上表 " # " 代表「消防裝置及設備」。開放式廚房單位的業主須遵守及遵照有關消防裝置及設備的消防安全規例及公契內相關的條文，包括安排週年檢查和保養。此外，設開放式廚房的單位業主應容許註冊消防裝置承辦商進入單位，進行消防裝置及設備的週年檢查和保養。

FITTINGS, FINISHES AND APPLIANCES

裝置、裝修物料及設備

Schedule of Mechanical and Electrical Provisions

機電裝置數量說明表

T1B 第1B座			2/F - 3/F & 5/F - 9/F 2樓至3樓 及 5樓至9樓															
Location 位置	Exposed Type 外露型	Non-exposed Type 非外露型	A1	A2	A3	A5	A6	B1	B2	B3	B5	B6	B7	C1	C2	C3	C5	C6
Bathroom 浴室	Lighting Point 燈位		5	5	5	5	5	5	5	5	5	5	5	5	5	5	5	5
	Single Socket Outlet (in Cabinet) 單頭插座(於櫃內)		1	1	1	1	1	1	1	1	1	1	1	1	1	1	1	1
		Switched Fuse Spur Unit for Exhaust Fan 菲士蘇連開關掣供抽氣扇	1	1	1	1	1	1	1	1	1	1	1	1	1	1	1	1
		Switched Fuse Spur Unit for Cabinet Lighting 菲士蘇連開關掣供櫃燈	1	1	1	1	1	1	1	1	1	1	1	1	1	1	1	1
Balcony 露台	Lighting Point 燈位		1	1	1	1	1	1	1	1	1	1	1	1	1	1	1	1
Utility Platform 工作平台	Lighting Point 燈位		1	1	/	/	1	/	/	1	1	1	/	/	1	1	/	/

Notes :

1. The numbers as shown in the above table denote the numbers provided.
2. The symbol " - " as shown in the above table denotes "Not Provided".
3. The symbol " / " as shown in the above table denotes "Not Applicable".

備註 :

1. 上表顯示的數目代表提供的數量。
2. 上表 " - " 代表「不提供」。
3. 上表 " / " 代表「不適用」。

FITTINGS, FINISHES AND APPLIANCES

裝置、裝修物料及設備

Schedule of Mechanical and Electrical Provisions

機電裝置數量說明表

T1B 第1B座			10/F 10樓													
Location 位置	Exposed Type 外露型	Non-exposed Type 非外露型	A1	A2	A3	A5	A6	B2	B3	B5	B6	B7	C1	C2	C3	C5
Main Entrance 大門入口	Door Bell Button 門鐘掣		1	1	1	1	1	1	1	1	1	1	1	1	1	1
Living Room and Dining Room 客廳及飯廳	Lighting Switch 燈掣		6	4	5	5	5	6	4	4	4	5	4	4	4	6
	Lighting Point 燈位		4	6	7	7	4	9	6	6	7	7	6	6	6	9
	Switched Single Socket Outlet 單頭插座連開關掣		1	1	1	1	1	1	1	1	1	1	2	1	1	1
	Switched Twin Socket Outlet 雙頭插座連開關掣		2	3	3	3	2	3	3	3	3	3	3	3	3	3
	Switched Twin Socket Outlet with USB Module 雙頭及USB插座連開關掣		1	1	1	1	1	1	1	1	1	1	1	1	1	1
	Switched Twin Socket Outlet (in Cabinet) 雙頭插座連開關掣(於櫃內)		1	1	1	1	1	1	1	1	1	1	1	1	1	1
	Switched Single Socket Outlet (in Cabinet) 單頭插座連開關掣(於櫃內)		2	2	2	2	2	2	2	2	2	2	2	2	2	2
	Data Point (in Cabinet) 網絡插座(於櫃內)		-	1	1	1	-	1	1	1	1	1	1	1	1	1
	LAN Port Faceplate (in Cabinet) 區域網路端口面板(於櫃內)		-	1	1	1	-	1	1	1	1	1	1	1	1	1
	TV / FM Outlet 電視 / 電台天線插座		2	2	2	2	2	2	2	2	2	2	2	2	2	2
	Telephone Outlet 電話插座		1	1	1	1	1	1	1	1	1	1	1	1	1	1
	Switch for Air-conditioner 冷氣機開關掣		2	1	1	1	2	1	1	1	1	1	1	2	1	1
	Door Phone 門口對講機		1	1	1	1	1	1	1	1	1	1	1	1	1	1
	Data Point 網絡插座		2	2	2	2	2	2	2	2	2	2	2	2	2	2
	Distribution Board (in Cabinet) 配電箱(於櫃內)		1	1	1	1	1	1	1	1	1	1	1	1	1	1
Door Bell 門鐘		1	1	1	1	1	1	1	1	1	1	1	1	1	1	

Notes:

1. The numbers as shown in the above table denote the numbers provided.
2. The symbol " - " as shown in the above table denotes "Not Provided".
3. The symbol " / " as shown in the above table denotes "Not Applicable".

備註:

1. 上表顯示的數目代表提供的數量。
2. 上表 " - " 代表「不提供」。
3. 上表 " / " 代表「不適用」。

FITTINGS, FINISHES AND APPLIANCES

裝置、裝修物料及設備

Schedule of Mechanical and Electrical Provisions

機電裝置數量說明表

T1B 第1B座			10/F 10樓														
Location 位置	Exposed Type 外露型	Non-exposed Type 非外露型	A1	A2	A3	A5	A6	B2	B3	B5	B6	B7	C1	C2	C3	C5	
Living Room and Dining Room 客廳及飯廳	Smoke Detector 煙霧探測器		-	1#	1#	1#	-	1#	1#	1#	1#	1#	1#	1#	1#	1#	
	Switched Fuse Spur Unit for Cabinet Lighting (in Cabinet) 菲士蘇連開關掣供櫃燈(於櫃內)		1	1	1	1	1	1	1	1	1	1	1	1	1	1	
	Switch for Exhaust Fan 抽氣扇開關掣		1	-	-	-	1	-	-	-	-	-	-	-	-	-	
	Switch for Electric Water Heater 電熱水爐開關掣		1	1	1	1	1	1	1	1	1	1	1	1	1	1	
	Switch for Exhaust Fan and Electric Water Heater 抽氣扇及電熱水爐開關掣		1	1	1	1	1	1	1	1	1	1	1	1	1	1	
		Switched Single Socket Outlet for Refrigerator 單頭插座連開關掣供雪櫃		-	1	1	1	-	1	1	1	1	1	1	1	1	1
		Switch for Combi Steam Microwave Oven 微波蒸焗爐開關掣		-	-	1	-	-	-	-	-	-	-	1	-	-	-
		Connection Unit for Combi Steam Microwave Oven 供微波蒸焗爐用的插線座		-	-	-	-	-	-	-	-	-	-	1	-	-	-
	Switch for Induction Hob 電磁爐開關掣		-	-	1	-	-	-	-	-	-	-	-	-	-	-	

Notes :

- The numbers as shown in the above table denote the numbers provided.
- The symbol " - " as shown in the above table denotes "Not Provided".
- The symbol " / " as shown in the above table denotes "Not Applicable".
- The symbol " # " as shown in the above table denotes "Fire service installations and equipment". Owners of residential units with open kitchens are required to observe and comply with fire safety regulations related to these installations and equipment and relevant provisions under the deed of mutual covenant, which include arranging annual inspection and maintenance. They should also allow registered fire service installation contractors to access the units for annual inspection and maintenance of the fire service installations and equipment.

備註 :

- 上表顯示的數目代表提供的數量。
- 上表 " - " 代表「不提供」。
- 上表 " / " 代表「不適用」。
- 上表 " # " 代表「消防裝置及設備」。開放式廚房單位的業主須遵守及遵照有關消防裝置及設備的消防安全規例及公契內相關的條文，包括安排週年檢查和保養。此外，設開放式廚房的單位業主應容許註冊消防裝置承辦商進入單位，進行消防裝置及設備的週年檢查和保養。

FITTINGS, FINISHES AND APPLIANCES

裝置、裝修物料及設備

Schedule of Mechanical and Electrical Provisions

機電裝置數量說明表

T1B 第1B座			10/F 10樓													
Location 位置	Exposed Type 外露型	Non-exposed Type 非外露型	A1	A2	A3	A5	A6	B2	B3	B5	B6	B7	C1	C2	C3	C5
Master Bedroom 主人睡房	Lighting Switch 燈掣		2	2	1	1	2	1	2	2	2	1	/	2	2	1
	Lighting Point 燈位		2	1	1	1	1	1	1	1	1	1	/	1	1	1
	Switched Single Socket Outlet 單頭插座連開關掣		1	1	1	1	1	1	1	1	1	1	/	1	1	1
	Switched Twin Socket Outlet 雙頭插座連開關掣		1	1	1	1	1	1	1	1	1	1	/	1	1	1
	TV / FM Outlet 電視 / 電台天線插座		1	1	1	1	1	1	1	1	1	1	/	1	1	1
	Telephone Outlet 電話插座		1	1	1	1	1	1	1	1	1	1	/	1	1	1
	Data Point 網絡插座		1	1	1	1	1	1	1	1	1	1	/	1	1	1
	Switch for Air-conditioner 冷氣機開關掣		1	1	1	1	1	1	1	1	1	1	/	1	1	1
	Switch for Exhaust Fan and Electric Water Heater 抽氣扇及電熱水爐開關掣		1	-	-	-	1	-	-	-	-	-	/	-	-	-

Notes :

1. The numbers as shown in the above table denote the numbers provided.
2. The symbol " - " as shown in the above table denotes "Not Provided".
3. The symbol " / " as shown in the above table denotes "Not Applicable".

備註 :

1. 上表顯示的數目代表提供的數量。
2. 上表 " - " 代表「不提供」。
3. 上表 " / " 代表「不適用」。

FITTINGS, FINISHES AND APPLIANCES

裝置、裝修物料及設備

Schedule of Mechanical and Electrical Provisions

機電裝置數量說明表

T1B 第1B座			10/F 10樓													
Location 位置	Exposed Type 外露型	Non-exposed Type 非外露型	A1	A2	A3	A5	A6	B2	B3	B5	B6	B7	C1	C2	C3	C5
Bedroom 2 睡房2	Lighting Switch 燈掣		1	1	/	1	1	1	1	1	1	1	/	1	1	1
	Lighting Point 燈位		2	1	/	1	2	1	1	1	1	1	/	1	1	1
	Switched Single Socket Outlet 單頭插座連開關掣		1	1	/	1	1	1	1	1	1	1	/	1	1	1
	Switched Twin Socket Outlet 雙頭插座連開關掣		1	1	/	1	1	1	1	1	1	1	/	1	1	1
	TV / FM Outlet 電視 / 電台天線插座		1	1	/	1	1	1	1	1	1	1	/	1	1	1
	Telephone Outlet 電話插座		1	1	/	1	1	1	1	1	1	1	/	1	1	1
	Data Point 網絡插座		1	1	/	1	1	1	1	1	1	1	/	1	1	1
Switch for Air-conditioner 冷氣機開關掣		1	1	/	1	1	1	1	1	1	1	/	1	1	1	
Bedroom 3 睡房3	Lighting Switch 燈掣		1	/	/	/	1	/	/	/	/	/	/	/	/	/
	Lighting Point 燈位		1	/	/	/	1	/	/	/	/	/	/	/	/	/
	Switched Single Socket Outlet 單頭插座連開關掣		1	/	/	/	1	/	/	/	/	/	/	/	/	/
	Switched Twin Socket Outlet 雙頭插座連開關掣		1	/	/	/	1	/	/	/	/	/	/	/	/	/
	TV / FM Outlet 電視 / 電台天線插座		1	/	/	/	1	/	/	/	/	/	/	/	/	/
	Telephone Outlet 電話插座		1	/	/	/	1	/	/	/	/	/	/	/	/	/
	Data Point 網絡插座		1	/	/	/	1	/	/	/	/	/	/	/	/	/
Switch for Air-conditioner 冷氣機開關掣		1	/	/	/	1	/	/	/	/	/	/	/	/	/	

Notes :

1. The numbers as shown in the above table denote the numbers provided.
2. The symbol " - " as shown in the above table denotes "Not Provided".
3. The symbol " / " as shown in the above table denotes "Not Applicable".

備註 :

1. 上表顯示的數目代表提供的數量。
2. 上表 " - " 代表「不提供」。
3. 上表 " / " 代表「不適用」。

FITTINGS, FINISHES AND APPLIANCES

裝置、裝修物料及設備

Schedule of Mechanical and Electrical Provisions

機電裝置數量說明表

T1B 第1B座			10/F 10樓													
Location 位置	Exposed Type 外露型	Non-exposed Type 非外露型	A1	A2	A3	A5	A6	B2	B3	B5	B6	B7	C1	C2	C3	C5
Store 儲物房	Lighting Switch 燈掣		/	/	1	1	/	/	/	/	/	/	1	/	/	/
	Lighting Point 燈位		/	/	1	1	/	/	/	/	/	/	1	/	/	/
	Switched Single Socket Outlet 單頭插座連開關掣		/	/	-	-	/	/	/	/	/	/	-	/	/	/
	Switched Twin Socket Outlet 雙頭插座連開關掣		/	/	1	1	/	/	/	/	/	/	1	/	/	/
	Switch for Air-conditioner 冷氣機開關掣		/	/	1	1	/	/	/	/	/	/	1	/	/	/
	TV / FM Outlet 電視/電台天線插座		/	/	1	1	/	/	/	/	/	/	1	/	/	/
	Junction Box 電訊線路過路箱		/	/	1	1	/	/	/	/	/	/	1	/	/	/

Notes :

1. The numbers as shown in the above table denote the numbers provided.
2. The symbol " - " as shown in the above table denotes "Not Provided".
3. The symbol " / " as shown in the above table denotes "Not Applicable".

備註：

1. 上表顯示的數目代表提供的數量。
2. 上表 " - " 代表「不提供」。
3. 上表 " / " 代表「不適用」。

FITTINGS, FINISHES AND APPLIANCES

裝置、裝修物料及設備

Schedule of Mechanical and Electrical Provisions

機電裝置數量說明表

T1B 第1B座			10/F 10樓													
Location 位置	Exposed Type 外露型	Non-exposed Type 非外露型	A1	A2	A3	A5	A6	B2	B3	B5	B6	B7	C1	C2	C3	C5
Kitchen 廚房	Lighting Point 燈位		3	/	/	/	3	/	/	/	/	/	/	/	/	/
	Switched Twin Socket Outlet 雙頭插座連開關掣		2	/	/	/	2	/	/	/	/	/	/	/	/	/
	Switched Twin Socket Outlet (in Kitchen Cabinet) 雙頭插座連開關掣(於廚櫃內)		1	/	/	/	1	/	/	/	/	/	/	/	/	/
	LAN Port Faceplate (in Kitchen Cabinet) 區域網絡端口面板(於廚櫃內)		2	/	/	/	2	/	/	/	/	/	/	/	/	/
	Data Point (in Kitchen Cabinet) 網絡插座(於廚櫃內)		1	/	/	/	1	/	/	/	/	/	/	/	/	/
	Door Bell 門鐘		1	/	/	/	1	/	/	/	/	/	/	/	/	/
		Switched Single Socket Outlet for Refrigerator 單頭插座連開關掣供雪櫃	1	/	/	/	1	/	/	/	/	/	/	/	/	/
		Switched Single Socket Outlet for Washer Dryer 單頭插座連開關掣供洗衣乾衣機	1	/	/	/	1	/	/	/	/	/	/	/	/	/
		Washer Dryer Connection Point 洗衣乾衣機接駁點	1	/	/	/	1	/	/	/	/	/	/	/	/	/
		Switched Single Socket Outlet for Steam Oven 單頭插座連開關掣供蒸爐	1	/	/	/	1	/	/	/	/	/	/	/	/	/
		Switched Single Socket Outlet for Gas Hob 單頭插座連開關掣供煤氣爐	2	/	/	/	2	/	/	/	/	/	/	/	/	/
		Switched Single Socket Outlet for Cooker Hood 單頭插座連開關掣供抽油煙機	1	/	/	/	1	/	/	/	/	/	/	/	/	/
		Connection Unit for Induction Hob 供電磁爐用的插線座	1	/	/	/	1	/	/	/	/	/	/	/	/	/
		Switched Fuse Spur Unit for Exhaust Fan 菲士蘇連開關掣供抽氣扇	1	/	/	/	1	/	/	/	/	/	/	/	/	/
		Switch for Induction Hob 電磁爐開關掣	1	/	/	/	1	/	/	/	/	/	/	/	/	/
		Switched Fuse Spur Unit for Kitchen Cabinet Lighting 菲士蘇連開關掣供廚櫃燈	1	/	/	/	1	/	/	/	/	/	/	/	/	/
		Switch for Combi Microwave Oven 微波焗爐開關掣	1	/	/	/	1	/	/	/	/	/	/	/	/	/
	Connection Unit for Combi Microwave Oven 供微波焗爐用的插線座	1	/	/	/	1	/	/	/	/	/	/	/	/	/	

Notes :

1. The numbers as shown in the above table denote the numbers provided.
2. The symbol " - " as shown in the above table denotes "Not Provided".
3. The symbol " / " as shown in the above table denotes "Not Applicable".

備註 :

1. 上表顯示的數目代表提供的數量。
2. 上表 " - " 代表「不提供」。
3. 上表 " / " 代表「不適用」。

FITTINGS, FINISHES AND APPLIANCES

裝置、裝修物料及設備

Schedule of Mechanical and Electrical Provisions

機電裝置數量說明表

T1B 第1B座			10/F 10樓													
Location 位置	Exposed Type 外露型	Non-exposed Type 非外露型	A1	A2	A3	A5	A6	B2	B3	B5	B6	B7	C1	C2	C3	C5
Open Kitchen 開放式廚房	Lighting Point 燈位		/	1	1	1	/	-	1	1	-	1	1	1	1	-
	Sprinkler Head 消防花灑頭		/	1#	1#	1#	/	1#	1#	1#	1#	1#	1#	1#	1#	1#
		Sprinkler Head 消防花灑頭	/	1#	1#	1#	/	1#	1#	1#	1#	1#	1#	1#	1#	1#
		Switched Single Socket Outlet for Washer Dryer 單頭插座連開關掣供洗衣乾衣機	/	1	1	1	/	1	1	1	1	1	1	1	1	1
		Washer Dryer Connection Point 洗衣乾衣機接駁點	/	1	1	1	/	1	1	1	1	1	1	1	1	1
		Switch for Induction Hob 電磁爐開關掣	/	1	-	1	/	1	1	1	1	1	1	1	1	1
		Switched Single Socket Outlet for Cooker Hood 單頭插座連開關掣供抽油煙機	/	1	1	1	/	1	1	1	1	1	1	1	1	1
		Connection Unit for Induction Hob 供電磁爐用的插線座	/	1	1	1	/	1	1	1	1	1	1	1	1	1
		Switched Fuse Spur Unit for Kitchen Cabinet Lighting 菲士蘇連開關掣供廚櫃燈	/	1	1	1	/	1	1	1	1	1	1	1	1	1
		Switch for Combi Steam Microwave Oven 微波蒸焗爐開關掣	/	1	-	1	/	1	1	1	1	1	-	1	1	1
	Connection Unit for Combi Steam Microwave Oven 供微波蒸焗爐用的插線座	/	1	1	1	/	1	1	1	1	1	-	1	1	1	

Notes :

- The numbers as shown in the above table denote the numbers provided.
- The symbol " - " as shown in the above table denotes "Not Provided".
- The symbol " / " as shown in the above table denotes "Not Applicable".
- The symbol " # " as shown in the above table denotes "Fire service installations and equipment". Owners of residential units with open kitchens are required to observe and comply with fire safety regulations related to these installations and equipment and relevant provisions under the deed of mutual covenant, which include arranging annual inspection and maintenance. They should also allow registered fire service installation contractors to access the units for annual inspection and maintenance of the fire service installations and equipment.

備註 :

- 上表顯示的數目代表提供的數量。
- 上表 " - " 代表「不提供」。
- 上表 " / " 代表「不適用」。
- 上表 " # " 代表「消防裝置及設備」。開放式廚房單位的業主須遵守及遵照有關消防裝置及設備的消防安全規例及公契內相關的條文，包括安排週年檢查和保養。此外，設開放式廚房的單位業主應容許註冊消防裝置承辦商進入單位，進行消防裝置及設備的週年檢查和保養。

FITTINGS, FINISHES AND APPLIANCES

裝置、裝修物料及設備

Schedule of Mechanical and Electrical Provisions

機電裝置數量說明表

T1B 第1B座			10/F 10樓													
Location 位置	Exposed Type 外露型	Non-exposed Type 非外露型	A1	A2	A3	A5	A6	B2	B3	B5	B6	B7	C1	C2	C3	C5
Master Bathroom 主人浴室	Lighting Point 燈位		5	/	/	/	5	/	/	/	/	/	/	/	/	/
	Single Socket Outlet (in Cabinet) 單頭插座(於櫃內)		1	/	/	/	1	/	/	/	/	/	/	/	/	/
		Switched Fuse Spur Unit for Exhaust Fan 菲士蘇連開關掣供抽氣扇	1	/	/	/	1	/	/	/	/	/	/	/	/	/
		Switched Fuse Spur Unit for Cabinet Lighting 菲士蘇連開關掣供櫃燈	1	/	/	/	1	/	/	/	/	/	/	/	/	/
Bathroom 浴室	Lighting Point 燈位		/	5	5	5	/	5	5	5	5	5	5	5	5	5
	Single Socket Outlet (in Cabinet) 單頭插座(於櫃內)		/	1	1	1	/	1	1	1	1	1	1	1	1	1
		Switched Fuse Spur Unit for Exhaust Fan 菲士蘇連開關掣供抽氣扇	/	1	1	1	/	1	1	1	1	1	1	1	1	1
		Switched Fuse Spur Unit for Cabinet Lighting 菲士蘇連開關掣供櫃燈	/	1	1	1	/	1	1	1	1	1	1	1	1	1
Bathroom 2 浴室2	Lighting Point 燈位		5	/	/	/	5	/	/	/	/	/	/	/	/	/
	Single Socket Outlet (in Cabinet) 單頭插座(於櫃內)		1	/	/	/	1	/	/	/	/	/	/	/	/	/
		Switched Fuse Spur Unit for Exhaust Fan 菲士蘇連開關掣供抽氣扇	1	/	/	/	1	/	/	/	/	/	/	/	/	/
		Switched Fuse Spur Unit for Cabinet Lighting 菲士蘇連開關掣供櫃燈	1	/	/	/	1	/	/	/	/	/	/	/	/	/

Notes :

1. The numbers as shown in the above table denote the numbers provided.
2. The symbol " - " as shown in the above table denotes "Not Provided".
3. The symbol " / " as shown in the above table denotes "Not Applicable".

備註 :

1. 上表顯示的數目代表提供的數量。
2. 上表 " - " 代表「不提供」。
3. 上表 " / " 代表「不適用」。

FITTINGS, FINISHES AND APPLIANCES

裝置、裝修物料及設備

Schedule of Mechanical and Electrical Provisions

機電裝置數量說明表

T1B 第1B座			10/F 10樓													
Location 位置	Exposed Type 外露型	Non-exposed Type 非外露型	A1	A2	A3	A5	A6	B2	B3	B5	B6	B7	C1	C2	C3	C5
Balcony 露台	Lighting Point 燈位		/	1	1	1	/	1	1	1	1	1	1	1	1	1
Utility Platform 工作平台	Lighting Point 燈位		/	1	/	/	/	/	1	1	1	/	/	1	1	/
Flat Roof 平台	Lighting Point 燈位		2	/	/	/	2	/	/	/	/	/	/	/	/	/
	Single Waterproof Socket Outlet 單頭防水插座		1	/	/	/	1	/	/	/	/	/	/	/	/	/
Roof 天台	Waterproof Lighting Switch 防水燈掣		1	1	1	1	1	1	1	1	1	1	1	1	1	1
	Lighting Point 燈位		13	6	8	9	13	1	8	7	6	4	5	7	8	2
	Single Waterproof Socket Outlet 單頭防水插座		2	2	2	2	2	2	2	2	2	2	2	2	2	2

Notes :

1. The numbers as shown in the above table denote the numbers provided.
2. The symbol " - " as shown in the above table denotes "Not Provided".
3. The symbol " / " as shown in the above table denotes "Not Applicable".

備註 :

1. 上表顯示的數目代表提供的數量。
2. 上表 " - " 代表「不提供」。
3. 上表 " / " 代表「不適用」。

FITTINGS, FINISHES AND APPLIANCES

裝置、裝修物料及設備

Schedule of Mechanical and Electrical Provisions

機電裝置數量說明表

RV1 別墅RV1			G/F 地下		1/F 1樓			2/F 2樓			3/F 3樓		5/F - 6/F 5樓至6樓		
Location 位置	Exposed Type 外露型	Non-exposed Type 非外露型	A	B	A	B	C	A	B	C	A	B	A	B	
Main Entrance 大門入口	Door Bell Button 門鐘掣		1	1	1	1	1	1	1	1	1	1	1	1	
Living Room and Dining Room 客廳及飯廳	Lighting Switch 燈掣		8	8	5	5	5	5	5	5	8	8	11	11	
	Lighting Point 燈位		10	6	6	3	6	6	3	9	7	6	16	16	
	Switched Single Socket Outlet 單頭插座連開關掣		-	-	-	-	-	-	-	-	-	-	-	1	
	Switched Twin Socket Outlet 雙頭插座連開關掣		4	3	4	5	4	4	5	4	5	4	3	4	
	TV / FM Outlet 電視 / 電台天線插座		2	2	2	2	2	2	2	2	2	2	2	2	
	Telephone Outlet 電話插座		1	1	1	1	1	1	1	1	2	2	2	2	
	Switch for Air-conditioner 冷氣機開關掣		1	2	2	2	2	1	2	1	2	2	2	2	
		Switch for Air-conditioner 冷氣機開關掣		1	-	-	-	-	1	-	1	-	-	-	-
	Door Phone 門口對講機		1	1	1	1	1	1	1	1	1	1	1	1	1
	Data Point 網絡插座		2	2	2	2	2	2	2	2	2	2	2	2	2
	Door Bell 門鐘		1	1	1	1	1	1	1	1	1	1	1	1	1
		Switched Fuse Spur Unit for Cabinet Lighting 菲士蘇連開關掣供櫃燈		-	-	1	1	1	1	1	1	-	-	-	1
	Switch for Exhaust Fan 抽氣扇開關掣		1	1	1	1	1	1	1	1	1	1	1	2	2
	Switch for Electric Water Heater 電熱水爐開關掣		1	1	1	1	1	1	1	1	1	1	1	2	2
Switch for Exhaust Fan and Electric Water Heater 抽氣扇及電熱水爐開關掣		1	1	1	1	1	1	1	1	1	1	1	1	1	

Notes:

1. The numbers as shown in the above table denote the numbers provided.
2. The symbol "-" as shown in the above table denotes "Not Provided".
3. The symbol "/" as shown in the above table denotes "Not Applicable".

備註:

1. 上表顯示的數目代表提供的數量。
2. 上表 "-" 代表「不提供」。
3. 上表 "/" 代表「不適用」。

FITTINGS, FINISHES AND APPLIANCES

裝置、裝修物料及設備

Schedule of Mechanical and Electrical Provisions

機電裝置數量說明表

RV1 別墅RV1			G/F 地下		1/F 1樓			2/F 2樓			3/F 3樓		5/F - 6/F 5樓至6樓	
Location 位置	Exposed Type 外露型	Non-exposed Type 非外露型	A	B	A	B	C	A	B	C	A	B	A	B
Bedroom 3/ Family Room 睡房3/家庭室	Lighting Switch 燈掣		/	/	/	/	/	/	/	/	/	/	1	2
	Lighting Point 燈位		/	/	/	/	/	/	/	/	/	/	1	1
	Switched Twin Socket Outlet 雙頭插座連開關掣		/	/	/	/	/	/	/	/	/	/	2	2
	TV / FM Outlet 電視 / 電台天線插座		/	/	/	/	/	/	/	/	/	/	1	1
	Telephone Outlet 電話插座		/	/	/	/	/	/	/	/	/	/	1	1
	Data Point 網絡插座		/	/	/	/	/	/	/	/	/	/	1	1
	Switch for Air-conditioner 冷氣機開關掣		/	/	/	/	/	/	/	/	/	/	1	1

Notes :

1. The numbers as shown in the above table denote the numbers provided.
2. The symbol " - " as shown in the above table denotes "Not Provided".
3. The symbol " / " as shown in the above table denotes "Not Applicable".

備註：

1. 上表顯示的數目代表提供的數量。
2. 上表 " - " 代表「不提供」。
3. 上表 " / " 代表「不適用」。

FITTINGS, FINISHES AND APPLIANCES

裝置、裝修物料及設備

Schedule of Mechanical and Electrical Provisions

機電裝置數量說明表

RV1 別墅RV1			G/F 地下		1/F 1樓			2/F 2樓			3/F 3樓		5/F - 6/F 5樓至6樓	
Location 位置	Exposed Type 外露型	Non-exposed Type 非外露型	A	B	A	B	C	A	B	C	A	B	A	B
Master Bedroom 主人睡房	Lighting Switch 燈掣		3	3	3	3	3	3	3	3	3	3	3	3
	Lighting Point 燈位		5	3	1	2	1	1	2	1	1	1	3	3
	Switched Twin Socket Outlet 雙頭插座連開關掣		4	4	3	3	3	3	3	3	3	3	3	3
	TV / FM Outlet 電視 / 電台天線插座		1	1	1	1	1	1	1	1	1	1	1	1
	Telephone Outlet 電話插座		1	1	1	1	1	1	1	1	1	1	1	1
	Data Point 網絡插座		1	1	1	1	1	1	1	1	1	1	1	1
	Switch for Air-conditioner 冷氣機開關掣		1	1	1	1	1	1	1	1	1	1	1	1
	Switch for Exhaust Fan and Electric Water Heater 抽氣扇及電熱水爐開關掣		1	1	1	1	1	1	1	1	1	1	1	1
Junior Suite 2 小型套房2	Lighting Switch 燈掣		2	2	/	/	/	/	/	/	/	/	/	/
	Lighting Point 燈位		1	1	/	/	/	/	/	/	/	/	/	/
	Switched Single Socket Outlet 單頭插座連開關掣		1	1	/	/	/	/	/	/	/	/	/	/
	Switched Twin Socket Outlet 雙頭插座連開關掣		1	1	/	/	/	/	/	/	/	/	/	/
	TV / FM Outlet 電視 / 電台天線插座		1	1	/	/	/	/	/	/	/	/	/	/
	Telephone Outlet 電話插座		1	1	/	/	/	/	/	/	/	/	/	/
	Data Point 網絡插座		1	1	/	/	/	/	/	/	/	/	/	/
	Switch for Air-conditioner 冷氣機開關掣		1	1	/	/	/	/	/	/	/	/	/	/
	Switch for Exhaust Fan and Electric Water Heater 抽氣扇及電熱水爐開關掣		1	1	/	/	/	/	/	/	/	/	/	/

Notes :

1. The numbers as shown in the above table denote the numbers provided.
2. The symbol " - " as shown in the above table denotes "Not Provided".
3. The symbol " / " as shown in the above table denotes "Not Applicable".

備註 :

1. 上表顯示的數目代表提供的數量。
2. 上表 " - " 代表「不提供」。
3. 上表 " / " 代表「不適用」。

FITTINGS, FINISHES AND APPLIANCES

裝置、裝修物料及設備

Schedule of Mechanical and Electrical Provisions

機電裝置數量說明表

RV1 別墅RV1			G/F 地下		1/F 1樓			2/F 2樓			3/F 3樓		5/F - 6/F 5樓至6樓	
Location 位置	Exposed Type 外露型	Non-exposed Type 非外露型	A	B	A	B	C	A	B	C	A	B	A	B
Bedroom 2 睡房2	Lighting Switch 燈掣		/	/	1	1	1	1	1	1	1	1	1	1
	Lighting Point 燈位		/	/	1	1	3	1	1	3	1	3	1	1
	Switched Twin Socket Outlet 雙頭插座連開關掣		/	/	2	2	2	2	2	2	2	2	2	2
	TV / FM Outlet 電視 / 電台天線插座		/	/	1	1	1	1	1	1	1	1	1	1
	Telephone Outlet 電話插座		/	/	1	1	1	1	1	1	1	1	1	1
	Data Point 網絡插座		/	/	1	1	1	1	1	1	1	1	1	1
	Switch for Air-conditioner 冷氣機開關掣		/	/	1	1	1	1	1	1	1	1	1	1
Bedroom 3 睡房3	Lighting Switch 燈掣		1	1	1	1	1	1	1	1	1	1	/	/
	Lighting Point 燈位		1	1	1	1	1	1	1	1	1	1	/	/
	Switched Twin Socket Outlet 雙頭插座連開關掣		2	2	2	2	2	2	2	2	2	2	/	/
	TV / FM Outlet 電視 / 電台天線插座		1	1	1	1	1	1	1	1	1	1	/	/
	Telephone Outlet 電話插座		1	1	1	1	1	1	1	1	1	1	/	/
	Data Point 網絡插座		1	1	1	1	1	1	1	1	1	1	/	/
	Switch for Air-conditioner 冷氣機開關掣		1	1	1	1	1	1	1	1	1	1	/	/

Notes :

- The numbers as shown in the above table denote the numbers provided.
- The symbol " - " as shown in the above table denotes "Not Provided".
- The symbol " / " as shown in the above table denotes "Not Applicable".

備註 :

- 上表顯示的數目代表提供的數量。
- 上表 " - " 代表「不提供」。
- 上表 " / " 代表「不適用」。

FITTINGS, FINISHES AND APPLIANCES

裝置、裝修物料及設備

Schedule of Mechanical and Electrical Provisions

機電裝置數量說明表

RV1 別墅RV1			G/F 地下		1/F 1樓			2/F 2樓			3/F 3樓		5/F - 6/F 5樓至6樓	
Location 位置	Exposed Type 外露型	Non-exposed Type 非外露型	A	B	A	B	C	A	B	C	A	B	A	B
Bedroom 4 睡房4	Lighting Switch 燈掣		1	1	1	1	/	1	1	/	1	1	2	1
	Lighting Point 燈位		1	1	1	1	/	1	1	/	1	3	1	1
	Switched Twin Socket Outlet 雙頭插座連開關掣		2	2	2	2	/	2	2	/	2	2	3	2
	TV / FM Outlet 電視 / 電台天線插座		1	1	1	1	/	1	1	/	1	1	1	1
	Telephone Outlet 電話插座		1	1	1	1	/	1	1	/	1	1	1	1
	Data Point 網絡插座		1	1	1	1	/	1	1	/	1	1	1	1
	Switch for Air-conditioner 冷氣機開關掣		1	1	1	1	/	1	1	/	1	1	1	1
Bedroom 5 睡房5	Lighting Switch 燈掣		1	1	/	/	/	/	/	/	/	/	/	/
	Lighting Point 燈位		1	2	/	/	/	/	/	/	/	/	/	/
	Switched Twin Socket Outlet 雙頭插座連開關掣		2	2	/	/	/	/	/	/	/	/	/	/
	TV / FM Outlet 電視 / 電台天線插座		1	1	/	/	/	/	/	/	/	/	/	/
	Telephone Outlet 電話插座		1	1	/	/	/	/	/	/	/	/	/	/
	Data Point 網絡插座		1	1	/	/	/	/	/	/	/	/	/	/
	Switch for Air-conditioner 冷氣機開關掣		1	1	/	/	/	/	/	/	/	/	/	/

Notes :

1. The numbers as shown in the above table denote the numbers provided.
2. The symbol " - " as shown in the above table denotes "Not Provided".
3. The symbol " / " as shown in the above table denotes "Not Applicable".

備註 :

1. 上表顯示的數目代表提供的數量。
2. 上表 " - " 代表「不提供」。
3. 上表 " / " 代表「不適用」。

FITTINGS, FINISHES AND APPLIANCES

裝置、裝修物料及設備

Schedule of Mechanical and Electrical Provisions

機電裝置數量說明表

RV1 別墅RV1			G/F 地下		1/F 1樓			2/F 2樓			3/F 3樓		5/F - 6/F 5樓至6樓		
Location 位置	Exposed Type 外露型	Non-exposed Type 非外露型	A	B	A	B	C	A	B	C	A	B	A	B	
Powder Room 化妝室	Lighting Point 燈位		/	/	/	/	/	/	/	/	/	/	2	2	
	Single Socket Outlet (in Cabinet) 單頭插座(於櫃內)		/	/	/	/	/	/	/	/	/	/	1	1	
		Switched Fuse Spur Unit for Cabinet Lighting 菲士蘇連開關掣供櫃燈	/	/	/	/	/	/	/	/	/	/	/	1	1
		Switched Fuse Spur Unit for Exhaust Fan 菲士蘇連開關掣供抽氣扇	/	/	/	/	/	/	/	/	/	/	/	1	1

Notes :

1. The numbers as shown in the above table denote the numbers provided.
2. The symbol " - " as shown in the above table denotes "Not Provided".
3. The symbol " / " as shown in the above table denotes "Not Applicable".

備註 :

1. 上表顯示的數目代表提供的數量。
2. 上表 " - " 代表「不提供」。
3. 上表 " / " 代表「不適用」。

FITTINGS, FINISHES AND APPLIANCES

裝置、裝修物料及設備

Schedule of Mechanical and Electrical Provisions

機電裝置數量說明表

RV1 別墅RV1			G/F 地下		1/F 1樓			2/F 2樓			3/F 3樓		5/F - 6/F 5樓至6樓	
Location 位置	Exposed Type 外露型	Non-exposed Type 非外露型	A	B	A	B	C	A	B	C	A	B	A	B
Store 儲物房	Lighting Switch 燈掣		/	/	/	/	1	/	/	1	/	/	/	1
	Lighting Point 燈位		/	/	/	/	1	/	/	1	/	/	/	1
	Switched Twin Socket Outlet 雙頭插座連開關掣		/	/	/	/	1	/	/	1	/	/	/	1
	Switch for Air-conditioner 冷氣機開關掣		/	/	/	/	1	/	/	1	/	/	/	-
	Telephone Outlet 電話插座		/	/	/	/	-	/	/	-	/	/	/	1
	TV / FM Outlet 電視/電台天線插座		/	/	/	/	1	/	/	1	/	/	/	-
	Junction Box 電訊線路過路箱		/	/	/	/	1	/	/	1	/	/	/	-
Utility Room (with Lavatory) 工作間 (連洗手間)	Lighting Switch 燈掣		1	1	1	1	1	1	1	1	1	1	1	1
	Lighting Point 燈位		2	2	3	2	2	3	2	2	2	2	2	2
	Switched Single Socket Outlet 單頭插座連開關掣		1	1	1	1	1	1	1	1	1	1	1	1
	Switch for Exhaust Fan and Electric Water Heater 抽氣扇及電熱水爐開關掣		1	1	1	1	1	1	1	1	1	1	1	1
	Switch for Air-conditioner 冷氣機開關掣		1	1	1	1	1	1	1	1	1	1	1	1
	Distribution Board 配電箱		1	1	1	1	1	1	1	1	1	1	1	1
		Switched Fuse Spur Unit for Exhaust Fan 菲士蘇連開關掣供抽氣扇		1	1	1	1	1	1	1	1	1	1	1

Notes :

- The numbers as shown in the above table denote the numbers provided.
- The symbol " - " as shown in the above table denotes "Not Provided".
- The symbol " / " as shown in the above table denotes "Not Applicable".

備註 :

- 上表顯示的數目代表提供的數量。
- 上表 " - " 代表「不提供」。
- 上表 " / " 代表「不適用」。

FITTINGS, FINISHES AND APPLIANCES

裝置、裝修物料及設備

Schedule of Mechanical and Electrical Provisions

機電裝置數量說明表

RV1 別墅RV1			G/F 地下		1/F 1樓			2/F 2樓			3/F 3樓		5/F - 6/F 5樓至6樓		
Location 位置	Exposed Type 外露型	Non-exposed Type 非外露型	A	B	A	B	C	A	B	C	A	B	A	B	
Kitchen 廚房	Lighting Switch 燈掣		1	1	-	-	-	-	-	-	-	-	1	1	
	Lighting Point 燈位		4	3	3	3	3	3	3	3	3	3	3	3	
	Switched Twin Socket Outlet 雙頭插座連開關掣		2	2	2	2	2	2	2	2	2	2	2	2	
	Switched Twin Socket Outlet (in Kitchen Cabinet) 雙頭插座連開關掣(於廚櫃內)		1	1	1	1	1	1	1	1	1	1	1	1	
	LAN Port Faceplate (in Kitchen Cabinet) 區域網路端口面板(於廚櫃內)		2	2	2	2	2	2	2	2	2	2	2	2	
	Data Point (in Kitchen Cabinet) 網絡插座(於廚櫃內)		1	1	1	1	1	1	1	1	1	1	1	1	
	Door Bell 門鐘		1	1	1	1	1	1	1	1	1	1	1	1	
		Switched Single Socket Outlet for Refrigerator 單頭插座連開關掣供雪櫃		1	1	1	1	1	1	1	1	1	1	1	1
		Switched Single Socket Outlet for Washer Dryer 單頭插座連開關掣供洗衣乾衣機		1	1	1	1	1	1	1	1	1	1	1	1
		Washer Dryer Connection Point 洗衣乾衣機接駁點		1	1	1	1	1	1	1	1	1	1	1	1
		Switched Single Socket Outlet for Steam Oven 單頭插座連開關掣供蒸爐		1	1	1	1	1	1	1	1	1	1	1	1
		Switched Single Socket Outlet for Gas Hob 單頭插座連開關掣供煤氣爐		2	2	2	2	2	2	2	2	2	2	2	2
		Switched Single Socket Outlet for Cooker Hood 單頭插座連開關掣供抽油煙機		1	1	1	1	1	1	1	1	1	1	1	1
		Connection Unit for Induction Hob 供電磁爐用的插線座		1	1	1	1	1	1	1	1	1	1	1	1
		Switched Fuse Spur Unit for Exhaust Fan 菲士蘇連開關掣供抽氣扇		1	1	1	1	1	1	1	1	1	1	1	1
		Switch for Induction Hob 電磁爐開關掣		1	1	1	1	1	1	1	1	1	1	1	1
	Switched Fuse Spur Unit for Kitchen Cabinet Lighting 菲士蘇連開關掣供廚櫃燈		1	1	1	1	1	1	1	1	1	1	1	1	
	Switch for Combi Microwave Oven 微波焗爐開關掣		1	1	1	1	1	1	1	1	1	1	1	1	
	Connection Unit for Combi Microwave Oven 供微波焗爐用的插線座		1	1	1	1	1	1	1	1	1	1	1	1	

Notes :

1. The numbers as shown in the above table denote the numbers provided.
2. The symbol " - " as shown in the above table denotes "Not Provided".
3. The symbol " / " as shown in the above table denotes "Not Applicable".

備註 :

1. 上表顯示的數目代表提供的數量。
2. 上表 " - " 代表「不提供」。
3. 上表 " / " 代表「不適用」。

FITTINGS, FINISHES AND APPLIANCES

裝置、裝修物料及設備

Schedule of Mechanical and Electrical Provisions

機電裝置數量說明表

RV1 別墅RV1			G/F 地下		1/F 1樓			2/F 2樓			3/F 3樓		5/F - 6/F 5樓至6樓	
Location 位置	Exposed Type 外露型	Non-exposed Type 非外露型	A	B	A	B	C	A	B	C	A	B	A	B
Master Bathroom 主人浴室	Lighting Point 燈位		9	9	5	5	5	5	5	5	5	5	8	8
	Single Socket Outlet (in Cabinet) 單頭插座(於櫃內)		2	2	1	1	1	1	1	1	1	1	2	2
		Switched Fuse Spur Unit for Exhaust Fan 菲士蘇連開關掣供抽氣扇	1	1	1	1	1	1	1	1	1	1	1	1
		Switched Fuse Spur Unit for Cabinet Lighting 菲士蘇連開關掣供櫃燈	1	1	1	1	1	1	1	1	1	1	1	1
		Switched Fuse Spur Unit for Motorized Roller 菲士蘇連開關掣供電動窗簾	-	-	-	-	-	-	-	-	-	-	1	1
Bathroom 浴室	Lighting Point 燈位		/	/	/	/	/	/	/	/	/	/	5	/
	Single Socket Outlet (in Cabinet) 單頭插座(於櫃內)		/	/	/	/	/	/	/	/	/	/	1	/
		Switched Fuse Spur Unit for Exhaust Fan 菲士蘇連開關掣供抽氣扇	/	/	/	/	/	/	/	/	/	/	1	/
		Switched Fuse Spur Unit for Cabinet Lighting 菲士蘇連開關掣供櫃燈	/	/	/	/	/	/	/	/	/	/	1	/

Notes :

1. The numbers as shown in the above table denote the numbers provided.
2. The symbol " - " as shown in the above table denotes "Not Provided".
3. The symbol " / " as shown in the above table denotes "Not Applicable".

備註 :

1. 上表顯示的數目代表提供的數量。
2. 上表 " - " 代表「不提供」。
3. 上表 " / " 代表「不適用」。

FITTINGS, FINISHES AND APPLIANCES

裝置、裝修物料及設備

Schedule of Mechanical and Electrical Provisions

機電裝置數量說明表

RV1 別墅RV1			G/F 地下		1/F 1樓			2/F 2樓			3/F 3樓		5/F - 6/F 5樓至6樓	
Location 位置	Exposed Type 外露型	Non-exposed Type 非外露型	A	B	A	B	C	A	B	C	A	B	A	B
Bathroom 2 浴室2	Lighting Point 燈位		5	5	5	5	5	5	5	5	5	/	5	5
	Single Socket Outlet (in Cabinet) 單頭插座(於櫃內)		1	1	1	1	1	1	1	1	1	/	1	1
		Switched Fuse Spur Unit for Exhaust Fan 菲士蘇連開關掣供抽氣扇	1	1	1	1	1	1	1	1	1	/	1	1
		Switched Fuse Spur Unit for Cabinet Lighting 菲士蘇連開關掣供櫃燈	1	1	1	1	1	1	1	1	1	/	1	1
Bathroom 3 浴室3	Lighting Point 燈位		5	5	/	/	/	/	/	/	/	/	/	/
	Single Socket Outlet (in Cabinet) 單頭插座(於櫃內)		1	1	/	/	/	/	/	/	/	/	/	/
		Switched Fuse Spur Unit for Exhaust Fan 菲士蘇連開關掣供抽氣扇	1	1	/	/	/	/	/	/	/	/	/	/
		Switched Fuse Spur Unit for Cabinet Lighting 菲士蘇連開關掣供櫃燈	1	1	/	/	/	/	/	/	/	/	/	/

Notes :

1. The numbers as shown in the above table denote the numbers provided.
2. The symbol " - " as shown in the above table denotes "Not Provided".
3. The symbol " / " as shown in the above table denotes "Not Applicable".

備註 :

1. 上表顯示的數目代表提供的數量。
2. 上表 " - " 代表「不提供」。
3. 上表 " / " 代表「不適用」。

FITTINGS, FINISHES AND APPLIANCES

裝置、裝修物料及設備

Schedule of Mechanical and Electrical Provisions

機電裝置數量說明表

RV1 別墅RV1			G/F 地下		1/F 1樓			2/F 2樓			3/F 3樓		5/F - 6/F 5樓至6樓	
Location 位置	Exposed Type 外露型	Non-exposed Type 非外露型	A	B	A	B	C	A	B	C	A	B	A	B
Balcony 露台	Lighting Point 燈位		/	/	1	1	1	1	1	1	1	1	1	1
Utility Platform 工作平台	Lighting Point 燈位		/	/	1	1	1	1	1	1	1	1	/	/
Garden 花園	Lighting Point 燈位		7	7	/	/	/	/	/	/	/	/	/	/
	Single Waterproof Socket Outlet 單頭防水插座		4	4	/	/	/	/	/	/	/	/	/	/
Flat Roof 平台	Lighting Point 燈位		/	/	/	/	/	/	/	/	/	/	3	3
	Single Waterproof Socket Outlet 單頭防水插座		/	/	/	/	/	/	/	/	/	/	2	2
Roof 天台	Lighting Point 燈位		/	/	/	/	/	/	/	/	/	/	/	7
	Single Waterproof Socket Outlet 單頭防水插座		/	/	/	/	/	/	/	/	/	/	/	2

Notes :

1. The numbers as shown in the above table denote the numbers provided.
2. The symbol " - " as shown in the above table denotes "Not Provided".
3. The symbol " / " as shown in the above table denotes "Not Applicable".

備註：

1. 上表顯示的數目代表提供的數量。
2. 上表 " - " 代表「不提供」。
3. 上表 " / " 代表「不適用」。

FITTINGS, FINISHES AND APPLIANCES

裝置、裝修物料及設備

Schedule of Mechanical and Electrical Provisions

機電裝置數量說明表

RV2 別墅RV2			G/F 地下		1/F 1樓			2/F 2樓			3/F 3樓		5/F - 6/F 5樓至6樓		
Location 位置	Exposed Type 外露型	Non-exposed Type 非外露型	A	B	A	B	C	A	B	C	A	B	A	B	
Main Entrance 大門入口	Door Bell Button 門鐘掣		1	1	1	1	1	1	1	1	1	1	1	1	
Living Room and Dining Room 客廳及飯廳	Lighting Switch 燈掣		8	8	5	5	5	5	5	5	8	8	11	11	
	Lighting Point 燈位		10	6	6	3	6	6	3	9	7	6	16	16	
	Switched Single Socket Outlet 單頭插座連開關掣		-	-	-	-	-	-	-	-	-	-	-	1	
	Switched Twin Socket Outlet 雙頭插座連開關掣		4	3	4	5	4	4	5	4	5	4	3	4	
	TV / FM Outlet 電視 / 電台天線插座		2	2	2	2	2	2	2	2	2	2	2	2	
	Telephone Outlet 電話插座		1	1	1	1	1	1	1	1	2	2	2	2	
	Switch for Air-conditioner 冷氣機開關掣		1	2	2	2	2	1	2	1	2	2	2	2	
		Switch for Air-conditioner 冷氣機開關掣		1	-	-	-	-	1	-	1	-	-	-	-
	Door Phone 門口對講機		1	1	1	1	1	1	1	1	1	1	1	1	1
	Data Point 網絡插座		2	2	2	2	2	2	2	2	2	2	2	2	2
	Door Bell 門鐘		1	1	1	1	1	1	1	1	1	1	1	1	1
		Switched Fuse Spur Unit for Cabinet Lighting 菲士蘇連開關掣供櫃燈		-	-	1	1	1	1	1	1	-	-	-	1
	Switch for Exhaust Fan 抽氣扇開關掣		1	1	1	1	1	1	1	1	1	1	1	2	2
	Switch for Electric Water Heater 電熱水爐開關掣		1	1	1	1	1	1	1	1	1	1	1	2	2
Switch for Exhaust Fan and Electric Water Heater 抽氣扇及電熱水爐開關掣		1	1	1	1	1	1	1	1	1	1	1	1	1	

Notes:

1. The numbers as shown in the above table denote the numbers provided.
2. The symbol " - " as shown in the above table denotes "Not Provided".
3. The symbol " / " as shown in the above table denotes "Not Applicable".

備註:

1. 上表顯示的數目代表提供的數量。
2. 上表 " - " 代表「不提供」。
3. 上表 " / " 代表「不適用」。

FITTINGS, FINISHES AND APPLIANCES

裝置、裝修物料及設備

Schedule of Mechanical and Electrical Provisions

機電裝置數量說明表

RV2 別墅RV2			G/F 地下		1/F 1樓			2/F 2樓			3/F 3樓		5/F - 6/F 5樓至6樓	
Location 位置	Exposed Type 外露型	Non-exposed Type 非外露型	A	B	A	B	C	A	B	C	A	B	A	B
Bedroom 3/ Family Room 睡房3/家庭室	Lighting Switch 燈掣		/	/	/	/	/	/	/	/	/	/	1	2
	Lighting Point 燈位		/	/	/	/	/	/	/	/	/	/	1	1
	Switched Twin Socket Outlet 雙頭插座連開關掣		/	/	/	/	/	/	/	/	/	/	2	2
	TV / FM Outlet 電視 / 電台天線插座		/	/	/	/	/	/	/	/	/	/	1	1
	Telephone Outlet 電話插座		/	/	/	/	/	/	/	/	/	/	1	1
	Data Point 網絡插座		/	/	/	/	/	/	/	/	/	/	1	1
	Switch for Air-conditioner 冷氣機開關掣		/	/	/	/	/	/	/	/	/	/	1	1

Notes :

1. The numbers as shown in the above table denote the numbers provided.
2. The symbol " - " as shown in the above table denotes "Not Provided".
3. The symbol " / " as shown in the above table denotes "Not Applicable".

備註 :

1. 上表顯示的數目代表提供的數量。
2. 上表 " - " 代表「不提供」。
3. 上表 " / " 代表「不適用」。

FITTINGS, FINISHES AND APPLIANCES

裝置、裝修物料及設備

Schedule of Mechanical and Electrical Provisions

機電裝置數量說明表

RV2 別墅RV2			G/F 地下		1/F 1樓			2/F 2樓			3/F 3樓		5/F - 6/F 5樓至6樓	
Location 位置	Exposed Type 外露型	Non-exposed Type 非外露型	A	B	A	B	C	A	B	C	A	B	A	B
Master Bedroom 主人睡房	Lighting Switch 燈掣		3	3	3	3	3	3	3	3	3	3	3	3
	Lighting Point 燈位		5	3	1	2	1	1	2	1	1	1	3	3
	Switched Twin Socket Outlet 雙頭插座連開關掣		4	4	3	3	3	3	3	3	3	3	3	3
	TV / FM Outlet 電視 / 電台天線插座		1	1	1	1	1	1	1	1	1	1	1	1
	Telephone Outlet 電話插座		1	1	1	1	1	1	1	1	1	1	1	1
	Data Point 網絡插座		1	1	1	1	1	1	1	1	1	1	1	1
	Switch for Air-conditioner 冷氣機開關掣		1	1	1	1	1	1	1	1	1	1	1	1
	Switch for Exhaust Fan and Electric Water Heater 抽氣扇及電熱水爐開關掣		1	1	1	1	1	1	1	1	1	1	1	1
Junior Suite 2 小型套房2	Lighting Switch 燈掣		2	2	/	/	/	/	/	/	/	/	/	/
	Lighting Point 燈位		1	1	/	/	/	/	/	/	/	/	/	/
	Switched Single Socket Outlet 單頭插座連開關掣		1	1	/	/	/	/	/	/	/	/	/	/
	Switched Twin Socket Outlet 雙頭插座連開關掣		1	1	/	/	/	/	/	/	/	/	/	/
	TV / FM Outlet 電視 / 電台天線插座		1	1	/	/	/	/	/	/	/	/	/	/
	Telephone Outlet 電話插座		1	1	/	/	/	/	/	/	/	/	/	/
	Data Point 網絡插座		1	1	/	/	/	/	/	/	/	/	/	/
	Switch for Air-conditioner 冷氣機開關掣		1	1	/	/	/	/	/	/	/	/	/	/
Switch for Exhaust Fan and Electric Water Heater 抽氣扇及電熱水爐開關掣		1	1	/	/	/	/	/	/	/	/	/	/	

Notes :

1. The numbers as shown in the above table denote the numbers provided.
2. The symbol " - " as shown in the above table denotes "Not Provided".
3. The symbol " / " as shown in the above table denotes "Not Applicable".

備註 :

1. 上表顯示的數目代表提供的數量。
2. 上表 " - " 代表「不提供」。
3. 上表 " / " 代表「不適用」。

FITTINGS, FINISHES AND APPLIANCES

裝置、裝修物料及設備

Schedule of Mechanical and Electrical Provisions

機電裝置數量說明表

RV2 別墅RV2			G/F 地下		1/F 1樓			2/F 2樓			3/F 3樓		5/F - 6/F 5樓至6樓	
Location 位置	Exposed Type 外露型	Non-exposed Type 非外露型	A	B	A	B	C	A	B	C	A	B	A	B
Bedroom 2 睡房2	Lighting Switch 燈掣		/	/	1	1	1	1	1	1	1	1	1	1
	Lighting Point 燈位		/	/	1	1	3	1	1	3	1	3	1	1
	Switched Twin Socket Outlet 雙頭插座連開關掣		/	/	2	2	2	2	2	2	2	2	2	2
	TV / FM Outlet 電視 / 電台天線插座		/	/	1	1	1	1	1	1	1	1	1	1
	Telephone Outlet 電話插座		/	/	1	1	1	1	1	1	1	1	1	1
	Data Point 網絡插座		/	/	1	1	1	1	1	1	1	1	1	1
	Switch for Air-conditioner 冷氣機開關掣		/	/	1	1	1	1	1	1	1	1	1	1
Bedroom 3 睡房3	Lighting Switch 燈掣		1	1	1	1	1	1	1	1	1	1	/	/
	Lighting Point 燈位		1	1	1	1	1	1	1	1	1	1	/	/
	Switched Twin Socket Outlet 雙頭插座連開關掣		2	2	2	2	2	2	2	2	2	2	/	/
	TV / FM Outlet 電視 / 電台天線插座		1	1	1	1	1	1	1	1	1	1	/	/
	Telephone Outlet 電話插座		1	1	1	1	1	1	1	1	1	1	/	/
	Data Point 網絡插座		1	1	1	1	1	1	1	1	1	1	/	/
	Switch for Air-conditioner 冷氣機開關掣		1	1	1	1	1	1	1	1	1	1	/	/

Notes :

- The numbers as shown in the above table denote the numbers provided.
- The symbol " - " as shown in the above table denotes "Not Provided".
- The symbol " / " as shown in the above table denotes "Not Applicable".

備註：

- 上表顯示的數目代表提供的數量。
- 上表 " - " 代表「不提供」。
- 上表 " / " 代表「不適用」。

FITTINGS, FINISHES AND APPLIANCES

裝置、裝修物料及設備

Schedule of Mechanical and Electrical Provisions

機電裝置數量說明表

RV2 別墅RV2			G/F 地下		1/F 1樓			2/F 2樓			3/F 3樓		5/F - 6/F 5樓至6樓	
Location 位置	Exposed Type 外露型	Non-exposed Type 非外露型	A	B	A	B	C	A	B	C	A	B	A	B
Bedroom 4 睡房4	Lighting Switch 燈掣		1	1	1	1	/	1	1	/	1	1	2	1
	Lighting Point 燈位		1	1	1	1	/	1	1	/	1	3	1	1
	Switched Twin Socket Outlet 雙頭插座連開關掣		2	2	2	2	/	2	2	/	2	2	3	2
	TV / FM Outlet 電視 / 電台天線插座		1	1	1	1	/	1	1	/	1	1	1	1
	Telephone Outlet 電話插座		1	1	1	1	/	1	1	/	1	1	1	1
	Data Point 網絡插座		1	1	1	1	/	1	1	/	1	1	1	1
	Switch for Air-conditioner 冷氣機開關掣		1	1	1	1	/	1	1	/	1	1	1	1
Bedroom 5 睡房5	Lighting Switch 燈掣		1	1	/	/	/	/	/	/	/	/	/	/
	Lighting Point 燈位		1	2	/	/	/	/	/	/	/	/	/	/
	Switched Twin Socket Outlet 雙頭插座連開關掣		2	2	/	/	/	/	/	/	/	/	/	/
	TV / FM Outlet 電視 / 電台天線插座		1	1	/	/	/	/	/	/	/	/	/	/
	Telephone Outlet 電話插座		1	1	/	/	/	/	/	/	/	/	/	/
	Data Point 網絡插座		1	1	/	/	/	/	/	/	/	/	/	/
	Switch for Air-conditioner 冷氣機開關掣		1	1	/	/	/	/	/	/	/	/	/	/

Notes :

1. The numbers as shown in the above table denote the numbers provided.
2. The symbol " - " as shown in the above table denotes "Not Provided".
3. The symbol " / " as shown in the above table denotes "Not Applicable".

備註 :

1. 上表顯示的數目代表提供的數量。
2. 上表 " - " 代表「不提供」。
3. 上表 " / " 代表「不適用」。

FITTINGS, FINISHES AND APPLIANCES

裝置、裝修物料及設備

Schedule of Mechanical and Electrical Provisions

機電裝置數量說明表

RV2 別墅RV2			G/F 地下		1/F 1樓			2/F 2樓			3/F 3樓		5/F - 6/F 5樓至6樓		
Location 位置	Exposed Type 外露型	Non-exposed Type 非外露型	A	B	A	B	C	A	B	C	A	B	A	B	
Powder Room 化妝室	Lighting Point 燈位		/	/	/	/	/	/	/	/	/	/	2	2	
	Single Socket Outlet (in Cabinet) 單頭插座(於櫃內)		/	/	/	/	/	/	/	/	/	/	1	1	
		Switched Fuse Spur Unit for Cabinet Lighting 菲士蘇連開關掣供櫃燈	/	/	/	/	/	/	/	/	/	/	/	1	1
		Switched Fuse Spur Unit for Exhaust Fan 菲士蘇連開關掣供抽氣扇	/	/	/	/	/	/	/	/	/	/	/	1	1

Notes :

1. The numbers as shown in the above table denote the numbers provided.
2. The symbol " - " as shown in the above table denotes "Not Provided".
3. The symbol " / " as shown in the above table denotes "Not Applicable".

備註：

1. 上表顯示的數目代表提供的數量。
2. 上表 " - " 代表「不提供」。
3. 上表 " / " 代表「不適用」。

FITTINGS, FINISHES AND APPLIANCES

裝置、裝修物料及設備

Schedule of Mechanical and Electrical Provisions

機電裝置數量說明表

RV2 別墅RV2			G/F 地下		1/F 1樓			2/F 2樓			3/F 3樓		5/F - 6/F 5樓至6樓	
Location 位置	Exposed Type 外露型	Non-exposed Type 非外露型	A	B	A	B	C	A	B	C	A	B	A	B
Store 儲物房	Lighting Switch 燈掣		/	/	/	/	1	/	/	1	/	/	/	1
	Lighting Point 燈位		/	/	/	/	1	/	/	1	/	/	/	1
	Switched Twin Socket Outlet 雙頭插座連開關掣		/	/	/	/	1	/	/	1	/	/	/	1
	Switch for Air-conditioner 冷氣機開關掣		/	/	/	/	1	/	/	1	/	/	/	-
	Telephone Outlet 電話插座		/	/	/	/	-	/	/	-	/	/	/	1
	TV / FM Outlet 電視/電台天線插座		/	/	/	/	1	/	/	1	/	/	/	-
	Junction Box 電訊線路過路箱		/	/	/	/	1	/	/	1	/	/	/	-
Utility Room (with Lavatory) 工作間 (連洗手間)	Lighting Switch 燈掣		1	1	1	1	1	1	1	1	1	1	1	1
	Lighting Point 燈位		2	2	3	2	2	3	2	2	2	2	2	2
	Switched Single Socket Outlet 單頭插座連開關掣		1	1	1	1	1	1	1	1	1	1	1	1
	Switch for Exhaust Fan and Electric Water Heater 抽氣扇及電熱水爐開關掣		1	1	1	1	1	1	1	1	1	1	1	1
	Switch for Air-conditioner 冷氣機開關掣		1	1	1	1	1	1	1	1	1	1	1	1
	Distribution Board 配電箱		1	1	1	1	1	1	1	1	1	1	1	1
		Switched Fuse Spur Unit for Exhaust Fan 菲士蘇連開關掣供抽氣扇		1	1	1	1	1	1	1	1	1	1	1

Notes :

1. The numbers as shown in the above table denote the numbers provided.
2. The symbol " - " as shown in the above table denotes "Not Provided".
3. The symbol " / " as shown in the above table denotes "Not Applicable".

備註 :

1. 上表顯示的數目代表提供的數量。
2. 上表 " - " 代表「不提供」。
3. 上表 " / " 代表「不適用」。

FITTINGS, FINISHES AND APPLIANCES

裝置、裝修物料及設備

Schedule of Mechanical and Electrical Provisions

機電裝置數量說明表

RV2 別墅RV2			G/F 地下		1/F 1樓			2/F 2樓			3/F 3樓		5/F - 6/F 5樓至6樓		
Location 位置	Exposed Type 外露型	Non-exposed Type 非外露型	A	B	A	B	C	A	B	C	A	B	A	B	
Kitchen 廚房	Lighting Switch 燈掣		1	1	-	-	-	-	-	-	-	-	1	1	
	Lighting Point 燈位		4	3	3	3	3	3	3	3	3	3	3	3	
	Switched Twin Socket Outlet 雙頭插座連開關掣		2	2	2	2	2	2	2	2	2	2	2	2	
	Switched Twin Socket Outlet (in Kitchen Cabinet) 雙頭插座連開關掣(於廚櫃內)		1	1	1	1	1	1	1	1	1	1	1	1	
	LAN Port Faceplate (in Kitchen Cabinet) 區域網路端口面板(於廚櫃內)		2	2	2	2	2	2	2	2	2	2	2	2	
	Data Point (in Kitchen Cabinet) 網絡插座(於廚櫃內)		1	1	1	1	1	1	1	1	1	1	1	1	
	Door Bell 門鐘		1	1	1	1	1	1	1	1	1	1	1	1	
		Switched Single Socket Outlet for Refrigerator 單頭插座連開關掣供雪櫃		1	1	1	1	1	1	1	1	1	1	1	1
		Switched Single Socket Outlet for Washer Dryer 單頭插座連開關掣供洗衣乾衣機		1	1	1	1	1	1	1	1	1	1	1	1
		Washer Dryer Connection Point 洗衣乾衣機接駁點		1	1	1	1	1	1	1	1	1	1	1	1
		Switched Single Socket Outlet for Steam Oven 單頭插座連開關掣供蒸爐		1	1	1	1	1	1	1	1	1	1	1	1
		Switched Single Socket Outlet for Gas Hob 單頭插座連開關掣供煤氣爐		2	2	2	2	2	2	2	2	2	2	2	2
		Switched Single Socket Outlet for Cooker Hood 單頭插座連開關掣供抽油煙機		1	1	1	1	1	1	1	1	1	1	1	1
		Connection Unit for Induction Hob 供電磁爐用的插線座		1	1	1	1	1	1	1	1	1	1	1	1
		Switched Fuse Spur Unit for Exhaust Fan 菲士蘇連開關掣供抽氣扇		1	1	1	1	1	1	1	1	1	1	1	1
		Switch for Induction Hob 電磁爐開關掣		1	1	1	1	1	1	1	1	1	1	1	1
	Switched Fuse Spur Unit for Kitchen Cabinet Lighting 菲士蘇連開關掣供廚櫃燈		1	1	1	1	1	1	1	1	1	1	1	1	
	Switch for Combi Microwave Oven 微波焗爐開關掣		1	1	1	1	1	1	1	1	1	1	1	1	
	Connection Unit for Combi Microwave Oven 供微波焗爐用的插線座		1	1	1	1	1	1	1	1	1	1	1	1	

Notes :

1. The numbers as shown in the above table denote the numbers provided.
2. The symbol " - " as shown in the above table denotes "Not Provided".
3. The symbol " / " as shown in the above table denotes "Not Applicable".

備註 :

1. 上表顯示的數目代表提供的數量。
2. 上表 " - " 代表「不提供」。
3. 上表 " / " 代表「不適用」。

FITTINGS, FINISHES AND APPLIANCES

裝置、裝修物料及設備

Schedule of Mechanical and Electrical Provisions

機電裝置數量說明表

RV2 別墅RV2			G/F 地下		1/F 1樓			2/F 2樓			3/F 3樓		5/F - 6/F 5樓至6樓		
Location 位置	Exposed Type 外露型	Non-exposed Type 非外露型	A	B	A	B	C	A	B	C	A	B	A	B	
Master Bathroom 主人浴室	Lighting Point 燈位		9	9	5	5	5	5	5	5	5	5	8	8	
	Single Socket Outlet (in Cabinet) 單頭插座(於櫃內)		2	2	1	1	1	1	1	1	1	1	2	2	
		Switched Fuse Spur Unit for Exhaust Fan 菲士蘇連開關掣供抽氣扇	1	1	1	1	1	1	1	1	1	1	1	1	1
		Switched Fuse Spur Unit for Cabinet Lighting 菲士蘇連開關掣供櫃燈	1	1	1	1	1	1	1	1	1	1	1	1	1
		Switched Fuse Spur Unit for Motorized Roller 菲士蘇連開關掣供電動窗簾	-	-	-	-	-	-	-	-	-	-	1	1	
Bathroom 浴室	Lighting Point 燈位		/	/	/	/	/	/	/	/	/	/	5	/	
	Single Socket Outlet (in Cabinet) 單頭插座(於櫃內)		/	/	/	/	/	/	/	/	/	/	1	/	
		Switched Fuse Spur Unit for Exhaust Fan 菲士蘇連開關掣供抽氣扇	/	/	/	/	/	/	/	/	/	/	1	/	
		Switched Fuse Spur Unit for Cabinet Lighting 菲士蘇連開關掣供櫃燈	/	/	/	/	/	/	/	/	/	/	1	/	

Notes :

1. The numbers as shown in the above table denote the numbers provided.
2. The symbol " - " as shown in the above table denotes "Not Provided".
3. The symbol " / " as shown in the above table denotes "Not Applicable".

備註 :

1. 上表顯示的數目代表提供的數量。
2. 上表 " - " 代表「不提供」。
3. 上表 " / " 代表「不適用」。

FITTINGS, FINISHES AND APPLIANCES

裝置、裝修物料及設備

Schedule of Mechanical and Electrical Provisions

機電裝置數量說明表

RV2 別墅RV2			G/F 地下		1/F 1樓			2/F 2樓			3/F 3樓		5/F - 6/F 5樓至6樓	
Location 位置	Exposed Type 外露型	Non-exposed Type 非外露型	A	B	A	B	C	A	B	C	A	B	A	B
Bathroom 2 浴室2	Lighting Point 燈位		5	5	5	5	5	5	5	5	5	/	5	5
	Single Socket Outlet (in Cabinet) 單頭插座(於櫃內)		1	1	1	1	1	1	1	1	1	/	1	1
		Switched Fuse Spur Unit for Exhaust Fan 菲士蘇連開關掣供抽氣扇	1	1	1	1	1	1	1	1	1	/	1	1
		Switched Fuse Spur Unit for Cabinet Lighting 菲士蘇連開關掣供櫃燈	1	1	1	1	1	1	1	1	1	/	1	1
Bathroom 3 浴室3	Lighting Point 燈位		5	5	/	/	/	/	/	/	/	/	/	/
	Single Socket Outlet (in Cabinet) 單頭插座(於櫃內)		1	1	/	/	/	/	/	/	/	/	/	/
		Switched Fuse Spur Unit for Exhaust Fan 菲士蘇連開關掣供抽氣扇	1	1	/	/	/	/	/	/	/	/	/	/
		Switched Fuse Spur Unit for Cabinet Lighting 菲士蘇連開關掣供櫃燈	1	1	/	/	/	/	/	/	/	/	/	/

Notes :

1. The numbers as shown in the above table denote the numbers provided.
2. The symbol " - " as shown in the above table denotes "Not Provided".
3. The symbol " / " as shown in the above table denotes "Not Applicable".

備註 :

1. 上表顯示的數目代表提供的數量。
2. 上表 " - " 代表「不提供」。
3. 上表 " / " 代表「不適用」。

FITTINGS, FINISHES AND APPLIANCES

裝置、裝修物料及設備

Schedule of Mechanical and Electrical Provisions

機電裝置數量說明表

RV2 別墅RV2			G/F 地下		1/F 1樓			2/F 2樓			3/F 3樓		5/F - 6/F 5樓至6樓	
Location 位置	Exposed Type 外露型	Non-exposed Type 非外露型	A	B	A	B	C	A	B	C	A	B	A	B
Balcony 露台	Lighting Point 燈位		/	/	1	1	1	1	1	1	1	1	1	1
Utility Platform 工作平台	Lighting Point 燈位		/	/	1	1	1	1	1	1	1	1	/	/
Garden 花園	Lighting Point 燈位		6	7	/	/	/	/	/	/	/	/	/	/
	Single Waterproof Socket Outlet 單頭防水插座		4	4	/	/	/	/	/	/	/	/	/	/
Flat Roof 平台	Lighting Point 燈位		/	/	/	/	/	/	/	/	/	/	3	3
	Single Waterproof Socket Outlet 單頭防水插座		/	/	/	/	/	/	/	/	/	/	2	2
Roof 天台	Lighting Point 燈位		/	/	/	/	/	/	/	/	/	/	/	7
	Single Waterproof Socket Outlet 單頭防水插座		/	/	/	/	/	/	/	/	/	/	/	2

Notes :

1. The numbers as shown in the above table denote the numbers provided.
2. The symbol " - " as shown in the above table denotes "Not Provided".
3. The symbol " / " as shown in the above table denotes "Not Applicable".

備註 :

1. 上表顯示的數目代表提供的數量。
2. 上表 " - " 代表「不提供」。
3. 上表 " / " 代表「不適用」。

FITTINGS, FINISHES AND APPLIANCES

裝置、裝修物料及設備

Schedule of Mechanical and Electrical Provisions

機電裝置數量說明表

RV3 別墅RV3			G/F 地下		1/F 1樓			2/F 2樓			3/F 3樓		5/F - 6/F 5樓至6樓		
Location 位置	Exposed Type 外露型	Non-exposed Type 非外露型	A	B	A	B	C	A	B	C	A	B	A	B	
Main Entrance 大門入口	Door Bell Button 門鐘掣		1	1	1	1	1	1	1	1	1	1	1	1	
Living Room and Dining Room 客廳及飯廳	Lighting Switch 燈掣		8	8	5	5	5	5	5	5	8	8	11	11	
	Lighting Point 燈位		10	6	6	3	6	6	3	9	7	6	16	16	
	Switched Single Socket Outlet 單頭插座連開關掣		-	-	-	-	-	-	-	-	-	-	-	1	
	Switched Twin Socket Outlet 雙頭插座連開關掣		4	3	4	5	4	4	5	4	5	4	3	4	
	TV / FM Outlet 電視 / 電台天線插座		2	2	2	2	2	2	2	2	2	2	2	2	
	Telephone Outlet 電話插座		1	1	1	1	1	1	1	1	2	2	2	2	
	Switch for Air-conditioner 冷氣機開關掣		1	2	2	2	2	1	2	1	2	2	2	2	
		Switch for Air-conditioner 冷氣機開關掣		1	-	-	-	-	1	-	1	-	-	-	-
	Door Phone 門口對講機		1	1	1	1	1	1	1	1	1	1	1	1	1
	Data Point 網絡插座		2	2	2	2	2	2	2	2	2	2	2	2	2
	Door Bell 門鐘		1	1	1	1	1	1	1	1	1	1	1	1	1
		Switched Fuse Spur Unit for Cabinet Lighting 菲士蘇連開關掣供櫃燈		-	-	1	1	1	1	1	1	-	-	-	1
	Switch for Exhaust Fan 抽氣扇開關掣		1	1	1	1	1	1	1	1	1	1	1	2	2
	Switch for Electric Water Heater 電熱水爐開關掣		1	1	1	1	1	1	1	1	1	1	1	2	2
Switch for Exhaust Fan and Electric Water Heater 抽氣扇及電熱水爐開關掣		1	1	1	1	1	1	1	1	1	1	1	1	1	

Notes:

1. The numbers as shown in the above table denote the numbers provided.
2. The symbol "-" as shown in the above table denotes "Not Provided".
3. The symbol "/" as shown in the above table denotes "Not Applicable".

備註:

1. 上表顯示的數目代表提供的數量。
2. 上表 "-" 代表「不提供」。
3. 上表 "/" 代表「不適用」。

FITTINGS, FINISHES AND APPLIANCES

裝置、裝修物料及設備

Schedule of Mechanical and Electrical Provisions

機電裝置數量說明表

RV3 別墅RV3			G/F 地下		1/F 1樓			2/F 2樓			3/F 3樓		5/F - 6/F 5樓至6樓	
Location 位置	Exposed Type 外露型	Non-exposed Type 非外露型	A	B	A	B	C	A	B	C	A	B	A	B
Bedroom 3/ Family Room 睡房3/家庭室	Lighting Switch 燈掣		/	/	/	/	/	/	/	/	/	/	1	2
	Lighting Point 燈位		/	/	/	/	/	/	/	/	/	/	1	1
	Switched Twin Socket Outlet 雙頭插座連開關掣		/	/	/	/	/	/	/	/	/	/	2	2
	TV / FM Outlet 電視 / 電台天線插座		/	/	/	/	/	/	/	/	/	/	1	1
	Telephone Outlet 電話插座		/	/	/	/	/	/	/	/	/	/	1	1
	Data Point 網絡插座		/	/	/	/	/	/	/	/	/	/	1	1
	Switch for Air-conditioner 冷氣機開關掣		/	/	/	/	/	/	/	/	/	/	1	1

Notes :

1. The numbers as shown in the above table denote the numbers provided.
2. The symbol " - " as shown in the above table denotes "Not Provided".
3. The symbol " / " as shown in the above table denotes "Not Applicable".

備註：

1. 上表顯示的數目代表提供的數量。
2. 上表 " - " 代表「不提供」。
3. 上表 " / " 代表「不適用」。

FITTINGS, FINISHES AND APPLIANCES

裝置、裝修物料及設備

Schedule of Mechanical and Electrical Provisions

機電裝置數量說明表

RV3 別墅RV3			G/F 地下		1/F 1樓			2/F 2樓			3/F 3樓		5/F - 6/F 5樓至6樓	
Location 位置	Exposed Type 外露型	Non-exposed Type 非外露型	A	B	A	B	C	A	B	C	A	B	A	B
Master Bedroom 主人睡房	Lighting Switch 燈掣		3	3	3	3	3	3	3	3	3	3	3	3
	Lighting Point 燈位		5	3	1	2	1	1	2	1	1	1	3	3
	Switched Twin Socket Outlet 雙頭插座連開關掣		4	4	3	3	3	3	3	3	3	3	3	3
	TV / FM Outlet 電視 / 電台天線插座		1	1	1	1	1	1	1	1	1	1	1	1
	Telephone Outlet 電話插座		1	1	1	1	1	1	1	1	1	1	1	1
	Data Point 網絡插座		1	1	1	1	1	1	1	1	1	1	1	1
	Switch for Air-conditioner 冷氣機開關掣		1	1	1	1	1	1	1	1	1	1	1	1
	Switch for Exhaust Fan and Electric Water Heater 抽氣扇及電熱水爐開關掣		1	1	1	1	1	1	1	1	1	1	1	1
Junior Suite 2 小型套房2	Lighting Switch 燈掣		2	2	/	/	/	/	/	/	/	/	/	/
	Lighting Point 燈位		1	1	/	/	/	/	/	/	/	/	/	/
	Switched Single Socket Outlet 單頭插座連開關掣		1	1	/	/	/	/	/	/	/	/	/	/
	Switched Twin Socket Outlet 雙頭插座連開關掣		1	1	/	/	/	/	/	/	/	/	/	/
	TV / FM Outlet 電視 / 電台天線插座		1	1	/	/	/	/	/	/	/	/	/	/
	Telephone Outlet 電話插座		1	1	/	/	/	/	/	/	/	/	/	/
	Data Point 網絡插座		1	1	/	/	/	/	/	/	/	/	/	/
	Switch for Air-conditioner 冷氣機開關掣		1	1	/	/	/	/	/	/	/	/	/	/
	Switch for Exhaust Fan and Electric Water Heater 抽氣扇及電熱水爐開關掣		1	1	/	/	/	/	/	/	/	/	/	/

Notes :

1. The numbers as shown in the above table denote the numbers provided.
2. The symbol " - " as shown in the above table denotes "Not Provided".
3. The symbol " / " as shown in the above table denotes "Not Applicable".

備註 :

1. 上表顯示的數目代表提供的數量。
2. 上表 " - " 代表「不提供」。
3. 上表 " / " 代表「不適用」。

FITTINGS, FINISHES AND APPLIANCES

裝置、裝修物料及設備

Schedule of Mechanical and Electrical Provisions

機電裝置數量說明表

RV3 別墅RV3			G/F 地下		1/F 1樓			2/F 2樓			3/F 3樓		5/F - 6/F 5樓至6樓	
Location 位置	Exposed Type 外露型	Non-exposed Type 非外露型	A	B	A	B	C	A	B	C	A	B	A	B
Bedroom 2 睡房2	Lighting Switch 燈掣		/	/	1	1	1	1	1	1	1	1	1	1
	Lighting Point 燈位		/	/	1	1	3	1	1	3	1	3	1	1
	Switched Twin Socket Outlet 雙頭插座連開關掣		/	/	2	2	2	2	2	2	2	2	2	2
	TV / FM Outlet 電視 / 電台天線插座		/	/	1	1	1	1	1	1	1	1	1	1
	Telephone Outlet 電話插座		/	/	1	1	1	1	1	1	1	1	1	1
	Data Point 網絡插座		/	/	1	1	1	1	1	1	1	1	1	1
	Switch for Air-conditioner 冷氣機開關掣		/	/	1	1	1	1	1	1	1	1	1	1
Bedroom 3 睡房3	Lighting Switch 燈掣		1	1	1	1	1	1	1	1	1	1	/	/
	Lighting Point 燈位		1	1	1	1	1	1	1	1	1	1	/	/
	Switched Twin Socket Outlet 雙頭插座連開關掣		2	2	2	2	2	2	2	2	2	2	/	/
	TV / FM Outlet 電視 / 電台天線插座		1	1	1	1	1	1	1	1	1	1	/	/
	Telephone Outlet 電話插座		1	1	1	1	1	1	1	1	1	1	/	/
	Data Point 網絡插座		1	1	1	1	1	1	1	1	1	1	/	/
	Switch for Air-conditioner 冷氣機開關掣		1	1	1	1	1	1	1	1	1	1	/	/

Notes :

1. The numbers as shown in the above table denote the numbers provided.
2. The symbol " - " as shown in the above table denotes "Not Provided".
3. The symbol " / " as shown in the above table denotes "Not Applicable".

備註 :

1. 上表顯示的數目代表提供的數量。
2. 上表 " - " 代表「不提供」。
3. 上表 " / " 代表「不適用」。

FITTINGS, FINISHES AND APPLIANCES

裝置、裝修物料及設備

Schedule of Mechanical and Electrical Provisions

機電裝置數量說明表

RV3 別墅RV3			G/F 地下		1/F 1樓			2/F 2樓			3/F 3樓		5/F - 6/F 5樓至6樓	
Location 位置	Exposed Type 外露型	Non-exposed Type 非外露型	A	B	A	B	C	A	B	C	A	B	A	B
Bedroom 4 睡房4	Lighting Switch 燈掣		1	1	1	1	/	1	1	/	1	1	2	1
	Lighting Point 燈位		1	1	1	1	/	1	1	/	1	3	1	1
	Switched Twin Socket Outlet 雙頭插座連開關掣		2	2	2	2	/	2	2	/	2	2	3	2
	TV / FM Outlet 電視 / 電台天線插座		1	1	1	1	/	1	1	/	1	1	1	1
	Telephone Outlet 電話插座		1	1	1	1	/	1	1	/	1	1	1	1
	Data Point 網絡插座		1	1	1	1	/	1	1	/	1	1	1	1
	Switch for Air-conditioner 冷氣機開關掣		1	1	1	1	/	1	1	/	1	1	1	1
Bedroom 5 睡房5	Lighting Switch 燈掣		1	1	/	/	/	/	/	/	/	/	/	/
	Lighting Point 燈位		1	2	/	/	/	/	/	/	/	/	/	/
	Switched Twin Socket Outlet 雙頭插座連開關掣		2	2	/	/	/	/	/	/	/	/	/	/
	TV / FM Outlet 電視 / 電台天線插座		1	1	/	/	/	/	/	/	/	/	/	/
	Telephone Outlet 電話插座		1	1	/	/	/	/	/	/	/	/	/	/
	Data Point 網絡插座		1	1	/	/	/	/	/	/	/	/	/	/
	Switch for Air-conditioner 冷氣機開關掣		1	1	/	/	/	/	/	/	/	/	/	/

Notes :

- The numbers as shown in the above table denote the numbers provided.
- The symbol " - " as shown in the above table denotes "Not Provided".
- The symbol " / " as shown in the above table denotes "Not Applicable".

備註 :

- 上表顯示的數目代表提供的數量。
- 上表 " - " 代表「不提供」。
- 上表 " / " 代表「不適用」。

FITTINGS, FINISHES AND APPLIANCES

裝置、裝修物料及設備

Schedule of Mechanical and Electrical Provisions

機電裝置數量說明表

RV3 別墅RV3			G/F 地下		1/F 1樓			2/F 2樓			3/F 3樓		5/F - 6/F 5樓至6樓		
Location 位置	Exposed Type 外露型	Non-exposed Type 非外露型	A	B	A	B	C	A	B	C	A	B	A	B	
Powder Room 化妝室	Lighting Point 燈位		/	/	/	/	/	/	/	/	/	/	2	2	
	Single Socket Outlet (in Cabinet) 單頭插座(於櫃內)		/	/	/	/	/	/	/	/	/	/	1	1	
		Switched Fuse Spur Unit for Cabinet Lighting 菲士蘇連開關掣供櫃燈	/	/	/	/	/	/	/	/	/	/	/	1	1
		Switched Fuse Spur Unit for Exhaust Fan 菲士蘇連開關掣供抽氣扇	/	/	/	/	/	/	/	/	/	/	/	1	1

Notes :

1. The numbers as shown in the above table denote the numbers provided.
2. The symbol " - " as shown in the above table denotes "Not Provided".
3. The symbol " / " as shown in the above table denotes "Not Applicable".

備註 :

1. 上表顯示的數目代表提供的數量。
2. 上表 " - " 代表「不提供」。
3. 上表 " / " 代表「不適用」。

FITTINGS, FINISHES AND APPLIANCES

裝置、裝修物料及設備

Schedule of Mechanical and Electrical Provisions

機電裝置數量說明表

RV3 別墅RV3			G/F 地下		1/F 1樓			2/F 2樓			3/F 3樓		5/F - 6/F 5樓至6樓	
Location 位置	Exposed Type 外露型	Non-exposed Type 非外露型	A	B	A	B	C	A	B	C	A	B	A	B
Store 儲物房	Lighting Switch 燈掣		/	/	/	/	1	/	/	1	/	/	/	1
	Lighting Point 燈位		/	/	/	/	1	/	/	1	/	/	/	1
	Switched Twin Socket Outlet 雙頭插座連開關掣		/	/	/	/	1	/	/	1	/	/	/	1
	Switch for Air-conditioner 冷氣機開關掣		/	/	/	/	1	/	/	1	/	/	/	-
	Telephone Outlet 電話插座		/	/	/	/	-	/	/	-	/	/	/	1
	TV / FM Outlet 電視/電台天線插座		/	/	/	/	1	/	/	1	/	/	/	-
	Junction Box 電訊線路過路箱		/	/	/	/	1	/	/	1	/	/	/	-
Utility Room (with Lavatory) 工作間 (連洗手間)	Lighting Switch 燈掣		1	1	1	1	1	1	1	1	1	1	1	1
	Lighting Point 燈位		2	2	3	2	2	3	2	2	2	2	2	2
	Switched Single Socket Outlet 單頭插座連開關掣		1	1	1	1	1	1	1	1	1	1	1	1
	Switch for Exhaust Fan and Electric Water Heater 抽氣扇及電熱水爐開關掣		1	1	1	1	1	1	1	1	1	1	1	1
	Switch for Air-conditioner 冷氣機開關掣		1	1	1	1	1	1	1	1	1	1	1	1
	Distribution Board 配電箱		1	1	1	1	1	1	1	1	1	1	1	1
		Switched Fuse Spur Unit for Exhaust Fan 菲士蘇連開關掣供抽氣扇		1	1	1	1	1	1	1	1	1	1	1

Notes :

1. The numbers as shown in the above table denote the numbers provided.
2. The symbol " - " as shown in the above table denotes "Not Provided".
3. The symbol " / " as shown in the above table denotes "Not Applicable".

備註 :

1. 上表顯示的數目代表提供的數量。
2. 上表 " - " 代表「不提供」。
3. 上表 " / " 代表「不適用」。

FITTINGS, FINISHES AND APPLIANCES

裝置、裝修物料及設備

Schedule of Mechanical and Electrical Provisions

機電裝置數量說明表

RV3 別墅RV3			G/F 地下		1/F 1樓			2/F 2樓			3/F 3樓		5/F - 6/F 5樓至6樓		
Location 位置	Exposed Type 外露型	Non-exposed Type 非外露型	A	B	A	B	C	A	B	C	A	B	A	B	
Kitchen 廚房	Lighting Switch 燈掣		1	1	-	-	-	-	-	-	-	-	1	1	
	Lighting Point 燈位		4	3	3	3	3	3	3	3	3	3	3	3	
	Switched Twin Socket Outlet 雙頭插座連開關掣		2	2	2	2	2	2	2	2	2	2	2	2	
	Switched Twin Socket Outlet (in Kitchen Cabinet) 雙頭插座連開關掣(於廚櫃內)		1	1	1	1	1	1	1	1	1	1	1	1	
	LAN Port Faceplate (in Kitchen Cabinet) 區域網路端口面板(於廚櫃內)		2	2	2	2	2	2	2	2	2	2	2	2	
	Data Point (in Kitchen Cabinet) 網絡插座(於廚櫃內)		1	1	1	1	1	1	1	1	1	1	1	1	
	Door Bell 門鐘		1	1	1	1	1	1	1	1	1	1	1	1	
		Switched Single Socket Outlet for Refrigerator 單頭插座連開關掣供雪櫃		1	1	1	1	1	1	1	1	1	1	1	1
		Switched Single Socket Outlet for Washer Dryer 單頭插座連開關掣供洗衣乾衣機		1	1	1	1	1	1	1	1	1	1	1	1
		Washer Dryer Connection Point 洗衣乾衣機接駁點		1	1	1	1	1	1	1	1	1	1	1	1
		Switched Single Socket Outlet for Steam Oven 單頭插座連開關掣供蒸爐		1	1	1	1	1	1	1	1	1	1	1	1
		Switched Single Socket Outlet for Gas Hob 單頭插座連開關掣供煤氣爐		2	2	2	2	2	2	2	2	2	2	2	2
		Switched Single Socket Outlet for Cooker Hood 單頭插座連開關掣供抽油煙機		1	1	1	1	1	1	1	1	1	1	1	1
		Connection Unit for Induction Hob 供電磁爐用的插線座		1	1	1	1	1	1	1	1	1	1	1	1
		Switched Fuse Spur Unit for Exhaust Fan 菲士蘇連開關掣供抽氣扇		1	1	1	1	1	1	1	1	1	1	1	1
		Switch for Induction Hob 電磁爐開關掣		1	1	1	1	1	1	1	1	1	1	1	1
	Switched Fuse Spur Unit for Kitchen Cabinet Lighting 菲士蘇連開關掣供廚櫃燈		1	1	1	1	1	1	1	1	1	1	1	1	
	Switch for Combi Microwave Oven 微波焗爐開關掣		1	1	1	1	1	1	1	1	1	1	1	1	
	Connection Unit for Combi Microwave Oven 供微波焗爐用的插線座		1	1	1	1	1	1	1	1	1	1	1	1	

Notes :

1. The numbers as shown in the above table denote the numbers provided.
2. The symbol " - " as shown in the above table denotes "Not Provided".
3. The symbol " / " as shown in the above table denotes "Not Applicable".

備註 :

1. 上表顯示的數目代表提供的數量。
2. 上表 " - " 代表「不提供」。
3. 上表 " / " 代表「不適用」。

FITTINGS, FINISHES AND APPLIANCES

裝置、裝修物料及設備

Schedule of Mechanical and Electrical Provisions

機電裝置數量說明表

RV3 別墅RV3			G/F 地下		1/F 1樓			2/F 2樓			3/F 3樓		5/F - 6/F 5樓至6樓	
Location 位置	Exposed Type 外露型	Non-exposed Type 非外露型	A	B	A	B	C	A	B	C	A	B	A	B
Master Bathroom 主人浴室	Lighting Point 燈位		9	9	5	5	5	5	5	5	5	5	8	8
	Single Socket Outlet (in Cabinet) 單頭插座(於櫃內)		2	2	1	1	1	1	1	1	1	1	2	2
		Switched Fuse Spur Unit for Exhaust Fan 菲士蘇連開關掣供抽氣扇	1	1	1	1	1	1	1	1	1	1	1	1
		Switched Fuse Spur Unit for Cabinet Lighting 菲士蘇連開關掣供櫃燈	1	1	1	1	1	1	1	1	1	1	1	1
		Switched Fuse Spur Unit for Motorized Roller 菲士蘇連開關掣供電動窗簾	-	-	-	-	-	-	-	-	-	-	1	1
Bathroom 浴室	Lighting Point 燈位		/	/	/	/	/	/	/	/	/	/	5	/
	Single Socket Outlet (in Cabinet) 單頭插座(於櫃內)		/	/	/	/	/	/	/	/	/	/	1	/
		Switched Fuse Spur Unit for Exhaust Fan 菲士蘇連開關掣供抽氣扇	/	/	/	/	/	/	/	/	/	/	1	/
		Switched Fuse Spur Unit for Cabinet Lighting 菲士蘇連開關掣供櫃燈	/	/	/	/	/	/	/	/	/	/	1	/

Notes :

1. The numbers as shown in the above table denote the numbers provided.
2. The symbol " - " as shown in the above table denotes "Not Provided".
3. The symbol " / " as shown in the above table denotes "Not Applicable".

備註 :

1. 上表顯示的數目代表提供的數量。
2. 上表 " - " 代表「不提供」。
3. 上表 " / " 代表「不適用」。

FITTINGS, FINISHES AND APPLIANCES

裝置、裝修物料及設備

Schedule of Mechanical and Electrical Provisions

機電裝置數量說明表

RV3 別墅RV3			G/F 地下		1/F 1樓			2/F 2樓			3/F 3樓		5/F - 6/F 5樓至6樓	
Location 位置	Exposed Type 外露型	Non-exposed Type 非外露型	A	B	A	B	C	A	B	C	A	B	A	B
Bathroom 2 浴室2	Lighting Point 燈位		5	5	5	5	5	5	5	5	5	/	5	5
	Single Socket Outlet (in Cabinet) 單頭插座(於櫃內)		1	1	1	1	1	1	1	1	1	/	1	1
		Switched Fuse Spur Unit for Exhaust Fan 菲士蘇連開關掣供抽氣扇	1	1	1	1	1	1	1	1	1	/	1	1
		Switched Fuse Spur Unit for Cabinet Lighting 菲士蘇連開關掣供櫃燈	1	1	1	1	1	1	1	1	1	/	1	1
Bathroom 3 浴室3	Lighting Point 燈位		5	5	/	/	/	/	/	/	/	/	/	/
	Single Socket Outlet (in Cabinet) 單頭插座(於櫃內)		1	1	/	/	/	/	/	/	/	/	/	/
		Switched Fuse Spur Unit for Exhaust Fan 菲士蘇連開關掣供抽氣扇	1	1	/	/	/	/	/	/	/	/	/	/
		Switched Fuse Spur Unit for Cabinet Lighting 菲士蘇連開關掣供櫃燈	1	1	/	/	/	/	/	/	/	/	/	/

Notes :

1. The numbers as shown in the above table denote the numbers provided.
2. The symbol " - " as shown in the above table denotes "Not Provided".
3. The symbol " / " as shown in the above table denotes "Not Applicable".

備註 :

1. 上表顯示的數目代表提供的數量。
2. 上表 " - " 代表「不提供」。
3. 上表 " / " 代表「不適用」。

FITTINGS, FINISHES AND APPLIANCES

裝置、裝修物料及設備

Schedule of Mechanical and Electrical Provisions

機電裝置數量說明表

RV3 別墅RV3			G/F 地下		1/F 1樓			2/F 2樓			3/F 3樓		5/F - 6/F 5樓至6樓	
Location 位置	Exposed Type 外露型	Non-exposed Type 非外露型	A	B	A	B	C	A	B	C	A	B	A	B
Balcony 露台	Lighting Point 燈位		/	/	1	1	1	1	1	1	1	1	1	1
Utility Platform 工作平台	Lighting Point 燈位		/	/	1	1	1	1	1	1	1	1	/	/
Garden 花園	Lighting Point 燈位		6	8	/	/	/	/	/	/	/	/	/	/
	Single Waterproof Socket Outlet 單頭防水插座		4	4	/	/	/	/	/	/	/	/	/	/
Flat Roof 平台	Lighting Point 燈位		/	/	/	/	/	/	/	/	/	/	3	3
	Single Waterproof Socket Outlet 單頭防水插座		/	/	/	/	/	/	/	/	/	/	2	2
Roof 天台	Lighting Point 燈位		/	/	/	/	/	/	/	/	/	/	/	7
	Single Waterproof Socket Outlet 單頭防水插座		/	/	/	/	/	/	/	/	/	/	/	2

Notes :

1. The numbers as shown in the above table denote the numbers provided.
2. The symbol " - " as shown in the above table denotes "Not Provided".
3. The symbol " / " as shown in the above table denotes "Not Applicable".

備註：

1. 上表顯示的數目代表提供的數量。
2. 上表 " - " 代表「不提供」。
3. 上表 " / " 代表「不適用」。

FITTINGS, FINISHES AND APPLIANCES

裝置、裝修物料及設備

Schedule of Mechanical and Electrical Provisions

機電裝置數量說明表

RV5 別墅RV5			G/F 地下		1/F 1樓			2/F 2樓			3/F 3樓		5/F - 6/F 5樓至6樓		
Location 位置	Exposed Type 外露型	Non-exposed Type 非外露型	A	B	A	B	C	A	B	C	A	B	A	B	
Main Entrance 大門入口	Door Bell Button 門鐘掣		1	1	1	1	1	1	1	1	1	1	1	1	
Living Room and Dining Room 客廳及飯廳	Lighting Switch 燈掣		8	8	5	5	5	5	5	5	8	8	11	11	
	Lighting Point 燈位		10	6	6	3	6	6	3	9	7	6	16	16	
	Switched Single Socket Outlet 單頭插座連開關掣		-	-	-	-	-	-	-	-	-	-	-	1	
	Switched Twin Socket Outlet 雙頭插座連開關掣		4	3	4	5	4	4	5	4	5	4	3	4	
	TV / FM Outlet 電視 / 電台天線插座		2	2	2	2	2	2	2	2	2	2	2	2	
	Telephone Outlet 電話插座		1	1	1	1	1	1	1	1	2	2	2	2	
	Switch for Air-conditioner 冷氣機開關掣		1	2	2	2	2	1	2	1	2	2	2	2	
		Switch for Air-conditioner 冷氣機開關掣		1	-	-	-	-	1	-	1	-	-	-	-
	Door Phone 門口對講機			1	1	1	1	1	1	1	1	1	1	1	1
	Data Point 網絡插座			2	2	2	2	2	2	2	2	2	2	2	2
	Door Bell 門鐘			1	1	1	1	1	1	1	1	1	1	1	1
		Switched Fuse Spur Unit for Cabinet Lighting 菲士蘇連開關掣供櫃燈		-	-	1	1	1	1	1	1	-	-	-	1
	Switch for Exhaust Fan 抽氣扇開關掣			1	1	1	1	1	1	1	1	1	1	2	2
	Switch for Electric Water Heater 電熱水爐開關掣			1	1	1	1	1	1	1	1	1	1	2	2
Switch for Exhaust Fan and Electric Water Heater 抽氣扇及電熱水爐開關掣			1	1	1	1	1	1	1	1	1	1	1	1	

Notes:

1. The numbers as shown in the above table denote the numbers provided.
2. The symbol " - " as shown in the above table denotes "Not Provided".
3. The symbol " / " as shown in the above table denotes "Not Applicable".

備註:

1. 上表顯示的數目代表提供的數量。
2. 上表 " - " 代表「不提供」。
3. 上表 " / " 代表「不適用」。

FITTINGS, FINISHES AND APPLIANCES

裝置、裝修物料及設備

Schedule of Mechanical and Electrical Provisions

機電裝置數量說明表

RV5 別墅RV5			G/F 地下		1/F 1樓			2/F 2樓			3/F 3樓		5/F - 6/F 5樓至6樓	
Location 位置	Exposed Type 外露型	Non-exposed Type 非外露型	A	B	A	B	C	A	B	C	A	B	A	B
Bedroom 3/ Family Room 睡房3/家庭室	Lighting Switch 燈掣		/	/	/	/	/	/	/	/	/	/	1	2
	Lighting Point 燈位		/	/	/	/	/	/	/	/	/	/	1	1
	Switched Twin Socket Outlet 雙頭插座連開關掣		/	/	/	/	/	/	/	/	/	/	2	2
	TV / FM Outlet 電視 / 電台天線插座		/	/	/	/	/	/	/	/	/	/	1	1
	Telephone Outlet 電話插座		/	/	/	/	/	/	/	/	/	/	1	1
	Data Point 網絡插座		/	/	/	/	/	/	/	/	/	/	1	1
	Switch for Air-conditioner 冷氣機開關掣		/	/	/	/	/	/	/	/	/	/	1	1

Notes :

1. The numbers as shown in the above table denote the numbers provided.
2. The symbol " - " as shown in the above table denotes "Not Provided".
3. The symbol " / " as shown in the above table denotes "Not Applicable".

備註：

1. 上表顯示的數目代表提供的數量。
2. 上表 " - " 代表「不提供」。
3. 上表 " / " 代表「不適用」。

FITTINGS, FINISHES AND APPLIANCES

裝置、裝修物料及設備

Schedule of Mechanical and Electrical Provisions

機電裝置數量說明表

RV5 別墅RV5			G/F 地下		1/F 1樓			2/F 2樓			3/F 3樓		5/F - 6/F 5樓至6樓	
Location 位置	Exposed Type 外露型	Non-exposed Type 非外露型	A	B	A	B	C	A	B	C	A	B	A	B
Master Bedroom 主人睡房	Lighting Switch 燈掣		3	3	3	3	3	3	3	3	3	3	3	3
	Lighting Point 燈位		5	3	1	2	1	1	2	1	1	1	3	3
	Switched Twin Socket Outlet 雙頭插座連開關掣		4	4	3	3	3	3	3	3	3	3	3	3
	TV / FM Outlet 電視 / 電台天線插座		1	1	1	1	1	1	1	1	1	1	1	1
	Telephone Outlet 電話插座		1	1	1	1	1	1	1	1	1	1	1	1
	Data Point 網絡插座		1	1	1	1	1	1	1	1	1	1	1	1
	Switch for Air-conditioner 冷氣機開關掣		1	1	1	1	1	1	1	1	1	1	1	1
	Switch for Exhaust Fan and Electric Water Heater 抽氣扇及電熱水爐開關掣		1	1	1	1	1	1	1	1	1	1	1	1
Junior Suite 2 小型套房2	Lighting Switch 燈掣		2	2	/	/	/	/	/	/	/	/	/	/
	Lighting Point 燈位		1	1	/	/	/	/	/	/	/	/	/	/
	Switched Single Socket Outlet 單頭插座連開關掣		1	1	/	/	/	/	/	/	/	/	/	/
	Switched Twin Socket Outlet 雙頭插座連開關掣		1	1	/	/	/	/	/	/	/	/	/	/
	TV / FM Outlet 電視 / 電台天線插座		1	1	/	/	/	/	/	/	/	/	/	/
	Telephone Outlet 電話插座		1	1	/	/	/	/	/	/	/	/	/	/
	Data Point 網絡插座		1	1	/	/	/	/	/	/	/	/	/	/
	Switch for Air-conditioner 冷氣機開關掣		1	1	/	/	/	/	/	/	/	/	/	/
Switch for Exhaust Fan and Electric Water Heater 抽氣扇及電熱水爐開關掣		1	1	/	/	/	/	/	/	/	/	/	/	

Notes :

1. The numbers as shown in the above table denote the numbers provided.
2. The symbol " - " as shown in the above table denotes "Not Provided".
3. The symbol " / " as shown in the above table denotes "Not Applicable".

備註 :

1. 上表顯示的數目代表提供的數量。
2. 上表 " - " 代表「不提供」。
3. 上表 " / " 代表「不適用」。

FITTINGS, FINISHES AND APPLIANCES

裝置、裝修物料及設備

Schedule of Mechanical and Electrical Provisions

機電裝置數量說明表

RV5 別墅RV5			G/F 地下		1/F 1樓			2/F 2樓			3/F 3樓		5/F - 6/F 5樓至6樓	
Location 位置	Exposed Type 外露型	Non-exposed Type 非外露型	A	B	A	B	C	A	B	C	A	B	A	B
Bedroom 2 睡房2	Lighting Switch 燈掣		/	/	1	1	1	1	1	1	1	1	1	1
	Lighting Point 燈位		/	/	1	1	3	1	1	3	1	3	1	1
	Switched Twin Socket Outlet 雙頭插座連開關掣		/	/	2	2	2	2	2	2	2	2	2	2
	TV / FM Outlet 電視 / 電台天線插座		/	/	1	1	1	1	1	1	1	1	1	1
	Telephone Outlet 電話插座		/	/	1	1	1	1	1	1	1	1	1	1
	Data Point 網絡插座		/	/	1	1	1	1	1	1	1	1	1	1
	Switch for Air-conditioner 冷氣機開關掣		/	/	1	1	1	1	1	1	1	1	1	1
Bedroom 3 睡房3	Lighting Switch 燈掣		1	1	1	1	1	1	1	1	1	1	/	/
	Lighting Point 燈位		1	1	1	1	1	1	1	1	1	1	/	/
	Switched Twin Socket Outlet 雙頭插座連開關掣		2	2	2	2	2	2	2	2	2	2	/	/
	TV / FM Outlet 電視 / 電台天線插座		1	1	1	1	1	1	1	1	1	1	/	/
	Telephone Outlet 電話插座		1	1	1	1	1	1	1	1	1	1	/	/
	Data Point 網絡插座		1	1	1	1	1	1	1	1	1	1	/	/
	Switch for Air-conditioner 冷氣機開關掣		1	1	1	1	1	1	1	1	1	1	/	/

Notes :

1. The numbers as shown in the above table denote the numbers provided.
2. The symbol " - " as shown in the above table denotes "Not Provided".
3. The symbol " / " as shown in the above table denotes "Not Applicable".

備註：

1. 上表顯示的數目代表提供的數量。
2. 上表 " - " 代表「不提供」。
3. 上表 " / " 代表「不適用」。

FITTINGS, FINISHES AND APPLIANCES

裝置、裝修物料及設備

Schedule of Mechanical and Electrical Provisions

機電裝置數量說明表

RV5 別墅RV5			G/F 地下		1/F 1樓			2/F 2樓			3/F 3樓		5/F - 6/F 5樓至6樓	
Location 位置	Exposed Type 外露型	Non-exposed Type 非外露型	A	B	A	B	C	A	B	C	A	B	A	B
Bedroom 4 睡房4	Lighting Switch 燈掣		1	1	1	1	/	1	1	/	1	1	2	1
	Lighting Point 燈位		1	1	1	1	/	1	1	/	1	3	1	1
	Switched Twin Socket Outlet 雙頭插座連開關掣		2	2	2	2	/	2	2	/	2	2	3	2
	TV / FM Outlet 電視 / 電台天線插座		1	1	1	1	/	1	1	/	1	1	1	1
	Telephone Outlet 電話插座		1	1	1	1	/	1	1	/	1	1	1	1
	Data Point 網絡插座		1	1	1	1	/	1	1	/	1	1	1	1
	Switch for Air-conditioner 冷氣機開關掣		1	1	1	1	/	1	1	/	1	1	1	1
Bedroom 5 睡房5	Lighting Switch 燈掣		1	1	/	/	/	/	/	/	/	/	/	/
	Lighting Point 燈位		1	2	/	/	/	/	/	/	/	/	/	/
	Switched Twin Socket Outlet 雙頭插座連開關掣		2	2	/	/	/	/	/	/	/	/	/	/
	TV / FM Outlet 電視 / 電台天線插座		1	1	/	/	/	/	/	/	/	/	/	/
	Telephone Outlet 電話插座		1	1	/	/	/	/	/	/	/	/	/	/
	Data Point 網絡插座		1	1	/	/	/	/	/	/	/	/	/	/
	Switch for Air-conditioner 冷氣機開關掣		1	1	/	/	/	/	/	/	/	/	/	/

Notes :

1. The numbers as shown in the above table denote the numbers provided.
2. The symbol " - " as shown in the above table denotes "Not Provided".
3. The symbol " / " as shown in the above table denotes "Not Applicable".

備註 :

1. 上表顯示的數目代表提供的數量。
2. 上表 " - " 代表「不提供」。
3. 上表 " / " 代表「不適用」。

FITTINGS, FINISHES AND APPLIANCES

裝置、裝修物料及設備

Schedule of Mechanical and Electrical Provisions

機電裝置數量說明表

RV5 別墅RV5			G/F 地下		1/F 1樓			2/F 2樓			3/F 3樓		5/F - 6/F 5樓至6樓		
Location 位置	Exposed Type 外露型	Non-exposed Type 非外露型	A	B	A	B	C	A	B	C	A	B	A	B	
Powder Room 化妝室	Lighting Point 燈位		/	/	/	/	/	/	/	/	/	/	2	2	
	Single Socket Outlet (in Cabinet) 單頭插座(於櫃內)		/	/	/	/	/	/	/	/	/	/	1	1	
		Switched Fuse Spur Unit for Cabinet Lighting 菲士蘇連開關掣供櫃燈	/	/	/	/	/	/	/	/	/	/	/	1	1
		Switched Fuse Spur Unit for Exhaust Fan 菲士蘇連開關掣供抽氣扇	/	/	/	/	/	/	/	/	/	/	/	1	1

Notes :

1. The numbers as shown in the above table denote the numbers provided.
2. The symbol " - " as shown in the above table denotes "Not Provided".
3. The symbol " / " as shown in the above table denotes "Not Applicable".

備註：

1. 上表顯示的數目代表提供的數量。
2. 上表 " - " 代表「不提供」。
3. 上表 " / " 代表「不適用」。

FITTINGS, FINISHES AND APPLIANCES

裝置、裝修物料及設備

Schedule of Mechanical and Electrical Provisions

機電裝置數量說明表

RV5 別墅RV5			G/F 地下		1/F 1樓			2/F 2樓			3/F 3樓		5/F - 6/F 5樓至6樓	
Location 位置	Exposed Type 外露型	Non-exposed Type 非外露型	A	B	A	B	C	A	B	C	A	B	A	B
Store 儲物房	Lighting Switch 燈掣		/	/	/	/	1	/	/	1	/	/	/	1
	Lighting Point 燈位		/	/	/	/	1	/	/	1	/	/	/	1
	Switched Twin Socket Outlet 雙頭插座連開關掣		/	/	/	/	1	/	/	1	/	/	/	1
	Switch for Air-conditioner 冷氣機開關掣		/	/	/	/	1	/	/	1	/	/	/	-
	Telephone Outlet 電話插座		/	/	/	/	-	/	/	-	/	/	/	1
	TV / FM Outlet 電視/電台天線插座		/	/	/	/	1	/	/	1	/	/	/	-
	Junction Box 電訊線路過路箱		/	/	/	/	1	/	/	1	/	/	/	-
Utility Room (with Lavatory) 工作間 (連洗手間)	Lighting Switch 燈掣		1	1	1	1	1	1	1	1	1	1	1	1
	Lighting Point 燈位		2	2	3	2	2	3	2	2	2	2	2	2
	Switched Single Socket Outlet 單頭插座連開關掣		1	1	1	1	1	1	1	1	1	1	1	1
	Switch for Exhaust Fan and Electric Water Heater 抽氣扇及電熱水爐開關掣		1	1	1	1	1	1	1	1	1	1	1	1
	Switch for Air-conditioner 冷氣機開關掣		1	1	1	1	1	1	1	1	1	1	1	1
	Distribution Board 配電箱		1	1	1	1	1	1	1	1	1	1	1	1
		Switched Fuse Spur Unit for Exhaust Fan 菲士蘇連開關掣供抽氣扇		1	1	1	1	1	1	1	1	1	1	1

Notes :

1. The numbers as shown in the above table denote the numbers provided.
2. The symbol " - " as shown in the above table denotes "Not Provided".
3. The symbol " / " as shown in the above table denotes "Not Applicable".

備註 :

1. 上表顯示的數目代表提供的數量。
2. 上表 " - " 代表「不提供」。
3. 上表 " / " 代表「不適用」。

FITTINGS, FINISHES AND APPLIANCES

裝置、裝修物料及設備

Schedule of Mechanical and Electrical Provisions

機電裝置數量說明表

RV5 別墅RV5			G/F 地下		1/F 1樓			2/F 2樓			3/F 3樓		5/F - 6/F 5樓至6樓		
Location 位置	Exposed Type 外露型	Non-exposed Type 非外露型	A	B	A	B	C	A	B	C	A	B	A	B	
Kitchen 廚房	Lighting Switch 燈掣		1	1	-	-	-	-	-	-	-	-	1	1	
	Lighting Point 燈位		4	3	3	3	3	3	3	3	3	3	3	3	
	Switched Twin Socket Outlet 雙頭插座連開關掣		2	2	2	2	2	2	2	2	2	2	2	2	
	Switched Twin Socket Outlet (in Kitchen Cabinet) 雙頭插座連開關掣(於廚櫃內)		1	1	1	1	1	1	1	1	1	1	1	1	
	LAN Port Faceplate (in Kitchen Cabinet) 區域網路端口面板(於廚櫃內)		2	2	2	2	2	2	2	2	2	2	2	2	
	Data Point (in Kitchen Cabinet) 網絡插座(於廚櫃內)		1	1	1	1	1	1	1	1	1	1	1	1	
	Door Bell 門鐘		1	1	1	1	1	1	1	1	1	1	1	1	
		Switched Single Socket Outlet for Refrigerator 單頭插座連開關掣供雪櫃		1	1	1	1	1	1	1	1	1	1	1	1
		Switched Single Socket Outlet for Washer Dryer 單頭插座連開關掣供洗衣乾衣機		1	1	1	1	1	1	1	1	1	1	1	1
		Washer Dryer Connection Point 洗衣乾衣機接駁點		1	1	1	1	1	1	1	1	1	1	1	1
		Switched Single Socket Outlet for Steam Oven 單頭插座連開關掣供蒸爐		1	1	1	1	1	1	1	1	1	1	1	1
		Switched Single Socket Outlet for Gas Hob 單頭插座連開關掣供煤氣爐		2	2	2	2	2	2	2	2	2	2	2	2
		Switched Single Socket Outlet for Cooker Hood 單頭插座連開關掣供抽油煙機		1	1	1	1	1	1	1	1	1	1	1	1
		Connection Unit for Induction Hob 供電磁爐用的插線座		1	1	1	1	1	1	1	1	1	1	1	1
		Switched Fuse Spur Unit for Exhaust Fan 菲士蘇連開關掣供抽氣扇		1	1	1	1	1	1	1	1	1	1	1	1
		Switch for Induction Hob 電磁爐開關掣		1	1	1	1	1	1	1	1	1	1	1	1
	Switched Fuse Spur Unit for Kitchen Cabinet Lighting 菲士蘇連開關掣供廚櫃燈		1	1	1	1	1	1	1	1	1	1	1	1	
	Switch for Combi Microwave Oven 微波焗爐開關掣		1	1	1	1	1	1	1	1	1	1	1	1	
	Connection Unit for Combi Microwave Oven 供微波焗爐用的插線座		1	1	1	1	1	1	1	1	1	1	1	1	

Notes :

1. The numbers as shown in the above table denote the numbers provided.
2. The symbol " - " as shown in the above table denotes "Not Provided".
3. The symbol " / " as shown in the above table denotes "Not Applicable".

備註 :

1. 上表顯示的數目代表提供的數量。
2. 上表 " - " 代表「不提供」。
3. 上表 " / " 代表「不適用」。

FITTINGS, FINISHES AND APPLIANCES

裝置、裝修物料及設備

Schedule of Mechanical and Electrical Provisions

機電裝置數量說明表

RV5 別墅RV5			G/F 地下		1/F 1樓			2/F 2樓			3/F 3樓		5/F - 6/F 5樓至6樓		
Location 位置	Exposed Type 外露型	Non-exposed Type 非外露型	A	B	A	B	C	A	B	C	A	B	A	B	
Master Bathroom 主人浴室	Lighting Point 燈位		9	9	5	5	5	5	5	5	5	5	8	8	
	Single Socket Outlet (in Cabinet) 單頭插座(於櫃內)		2	2	1	1	1	1	1	1	1	1	2	2	
		Switched Fuse Spur Unit for Exhaust Fan 菲士蘇連開關掣供抽氣扇	1	1	1	1	1	1	1	1	1	1	1	1	1
		Switched Fuse Spur Unit for Cabinet Lighting 菲士蘇連開關掣供櫃燈	1	1	1	1	1	1	1	1	1	1	1	1	1
		Switched Fuse Spur Unit for Motorized Roller 菲士蘇連開關掣供電動窗簾	-	-	-	-	-	-	-	-	-	-	1	1	
Bathroom 浴室	Lighting Point 燈位		/	/	/	/	/	/	/	/	/	/	5	/	
	Single Socket Outlet (in Cabinet) 單頭插座(於櫃內)		/	/	/	/	/	/	/	/	/	/	1	/	
		Switched Fuse Spur Unit for Exhaust Fan 菲士蘇連開關掣供抽氣扇	/	/	/	/	/	/	/	/	/	/	1	/	
		Switched Fuse Spur Unit for Cabinet Lighting 菲士蘇連開關掣供櫃燈	/	/	/	/	/	/	/	/	/	/	1	/	

Notes :

1. The numbers as shown in the above table denote the numbers provided.
2. The symbol " - " as shown in the above table denotes "Not Provided".
3. The symbol " / " as shown in the above table denotes "Not Applicable".

備註 :

1. 上表顯示的數目代表提供的數量。
2. 上表 " - " 代表「不提供」。
3. 上表 " / " 代表「不適用」。

FITTINGS, FINISHES AND APPLIANCES

裝置、裝修物料及設備

Schedule of Mechanical and Electrical Provisions

機電裝置數量說明表

RV5 別墅RV5			G/F 地下		1/F 1樓			2/F 2樓			3/F 3樓		5/F - 6/F 5樓至6樓	
Location 位置	Exposed Type 外露型	Non-exposed Type 非外露型	A	B	A	B	C	A	B	C	A	B	A	B
Bathroom 2 浴室2	Lighting Point 燈位		5	5	5	5	5	5	5	5	5	/	5	5
	Single Socket Outlet (in Cabinet) 單頭插座(於櫃內)		1	1	1	1	1	1	1	1	1	/	1	1
		Switched Fuse Spur Unit for Exhaust Fan 菲士蘇連開關掣供抽氣扇	1	1	1	1	1	1	1	1	1	/	1	1
		Switched Fuse Spur Unit for Cabinet Lighting 菲士蘇連開關掣供櫃燈	1	1	1	1	1	1	1	1	1	/	1	1
Bathroom 3 浴室3	Lighting Point 燈位		5	5	/	/	/	/	/	/	/	/	/	/
	Single Socket Outlet (in Cabinet) 單頭插座(於櫃內)		1	1	/	/	/	/	/	/	/	/	/	/
		Switched Fuse Spur Unit for Exhaust Fan 菲士蘇連開關掣供抽氣扇	1	1	/	/	/	/	/	/	/	/	/	/
		Switched Fuse Spur Unit for Cabinet Lighting 菲士蘇連開關掣供櫃燈	1	1	/	/	/	/	/	/	/	/	/	/

Notes :

1. The numbers as shown in the above table denote the numbers provided.
2. The symbol " - " as shown in the above table denotes "Not Provided".
3. The symbol " / " as shown in the above table denotes "Not Applicable".

備註 :

1. 上表顯示的數目代表提供的數量。
2. 上表 " - " 代表「不提供」。
3. 上表 " / " 代表「不適用」。

FITTINGS, FINISHES AND APPLIANCES

裝置、裝修物料及設備

Schedule of Mechanical and Electrical Provisions

機電裝置數量說明表

RV5 別墅RV5			G/F 地下		1/F 1樓			2/F 2樓			3/F 3樓		5/F - 6/F 5樓至6樓	
Location 位置	Exposed Type 外露型	Non-exposed Type 非外露型	A	B	A	B	C	A	B	C	A	B	A	B
Balcony 露台	Lighting Point 燈位		/	/	1	1	1	1	1	1	1	1	1	1
Utility Platform 工作平台	Lighting Point 燈位		/	/	1	1	1	1	1	1	1	1	/	/
Garden 花園	Lighting Point 燈位		7	8	/	/	/	/	/	/	/	/	/	/
	Single Waterproof Socket Outlet 單頭防水插座		4	4	/	/	/	/	/	/	/	/	/	/
Flat Roof 平台	Lighting Point 燈位		/	/	/	/	/	/	/	/	3	3	10	8
	Single Waterproof Socket Outlet 單頭防水插座		/	/	/	/	/	/	/	/	2	2	5	4
Roof 天台	Lighting Point 燈位		/	/	/	/	/	/	/	/	/	/	7	7
	Single Waterproof Socket Outlet 單頭防水插座		/	/	/	/	/	/	/	/	/	/	2	2

Notes :

1. The numbers as shown in the above table denote the numbers provided.
2. The symbol " - " as shown in the above table denotes "Not Provided".
3. The symbol " / " as shown in the above table denotes "Not Applicable".

備註 :

1. 上表顯示的數目代表提供的數量。
2. 上表 " - " 代表「不提供」。
3. 上表 " / " 代表「不適用」。

FITTINGS, FINISHES AND APPLIANCES

裝置、裝修物料及設備

Schedule of Mechanical and Electrical Provisions

機電裝置數量說明表

RV6 別墅RV6			G/F 地下		1/F 1樓			2/F 2樓			3/F 3樓		5/F - 6/F 5樓至6樓		
Location 位置	Exposed Type 外露型	Non-exposed Type 非外露型	A	B	A	B	C	A	B	C	A	B	A	B	
Main Entrance 大門入口	Door Bell Button 門鐘掣		1	1	1	1	1	1	1	1	1	1	1	1	
Living Room and Dining Room 客廳及飯廳	Lighting Switch 燈掣		8	8	5	5	5	5	5	5	8	8	11	11	
	Lighting Point 燈位		10	6	6	3	6	6	3	9	7	6	16	16	
	Switched Single Socket Outlet 單頭插座連開關掣		-	-	-	-	-	-	-	-	-	-	-	1	
	Switched Twin Socket Outlet 雙頭插座連開關掣		4	3	4	5	4	4	5	4	5	4	3	4	
	TV / FM Outlet 電視 / 電台天線插座		2	2	2	2	2	2	2	2	2	2	2	2	
	Telephone Outlet 電話插座		1	1	1	1	1	1	1	1	2	2	2	2	
	Switch for Air-conditioner 冷氣機開關掣		1	2	2	2	2	1	2	1	2	2	2	2	
		Switch for Air-conditioner 冷氣機開關掣		1	-	-	-	-	1	-	1	-	-	-	-
	Door Phone 門口對講機		1	1	1	1	1	1	1	1	1	1	1	1	1
	Data Point 網絡插座		2	2	2	2	2	2	2	2	2	2	2	2	2
	Door Bell 門鐘		1	1	1	1	1	1	1	1	1	1	1	1	1
		Switched Fuse Spur Unit for Cabinet Lighting 菲士蘇連開關掣供櫃燈		-	-	1	1	1	1	1	1	-	-	-	1
	Switch for Exhaust Fan 抽氣扇開關掣		1	1	1	1	1	1	1	1	1	1	1	2	2
Switch for Electric Water Heater 電熱水爐開關掣		1	1	1	1	1	1	1	1	1	1	1	2	2	
Switch for Exhaust Fan and Electric Water Heater 抽氣扇及電熱水爐開關掣		1	1	1	1	1	1	1	1	1	1	1	1	1	

Notes:

1. The numbers as shown in the above table denote the numbers provided.
2. The symbol " - " as shown in the above table denotes "Not Provided".
3. The symbol " / " as shown in the above table denotes "Not Applicable".

備註：

1. 上表顯示的數目代表提供的數量。
2. 上表 " - " 代表「不提供」。
3. 上表 " / " 代表「不適用」。

FITTINGS, FINISHES AND APPLIANCES

裝置、裝修物料及設備

Schedule of Mechanical and Electrical Provisions

機電裝置數量說明表

RV6 別墅RV6			G/F 地下		1/F 1樓			2/F 2樓			3/F 3樓		5/F - 6/F 5樓至6樓	
Location 位置	Exposed Type 外露型	Non-exposed Type 非外露型	A	B	A	B	C	A	B	C	A	B	A	B
Bedroom 3/ Family Room 睡房3/家庭室	Lighting Switch 燈掣		/	/	/	/	/	/	/	/	/	/	1	2
	Lighting Point 燈位		/	/	/	/	/	/	/	/	/	/	1	1
	Switched Twin Socket Outlet 雙頭插座連開關掣		/	/	/	/	/	/	/	/	/	/	2	2
	TV / FM Outlet 電視 / 電台天線插座		/	/	/	/	/	/	/	/	/	/	1	1
	Telephone Outlet 電話插座		/	/	/	/	/	/	/	/	/	/	1	1
	Data Point 網絡插座		/	/	/	/	/	/	/	/	/	/	1	1
	Switch for Air-conditioner 冷氣機開關掣		/	/	/	/	/	/	/	/	/	/	1	1

Notes :

1. The numbers as shown in the above table denote the numbers provided.
2. The symbol " - " as shown in the above table denotes "Not Provided".
3. The symbol " / " as shown in the above table denotes "Not Applicable".

備註：

1. 上表顯示的數目代表提供的數量。
2. 上表 " - " 代表「不提供」。
3. 上表 " / " 代表「不適用」。

FITTINGS, FINISHES AND APPLIANCES

裝置、裝修物料及設備

Schedule of Mechanical and Electrical Provisions

機電裝置數量說明表

RV6 別墅RV6			G/F 地下		1/F 1樓			2/F 2樓			3/F 3樓		5/F - 6/F 5樓至6樓	
Location 位置	Exposed Type 外露型	Non-exposed Type 非外露型	A	B	A	B	C	A	B	C	A	B	A	B
Master Bedroom 主人睡房	Lighting Switch 燈掣		3	3	3	3	3	3	3	3	3	3	3	3
	Lighting Point 燈位		5	3	1	2	1	1	2	1	1	1	3	3
	Switched Twin Socket Outlet 雙頭插座連開關掣		4	4	3	3	3	3	3	3	3	3	3	3
	TV / FM Outlet 電視 / 電台天線插座		1	1	1	1	1	1	1	1	1	1	1	1
	Telephone Outlet 電話插座		1	1	1	1	1	1	1	1	1	1	1	1
	Data Point 網絡插座		1	1	1	1	1	1	1	1	1	1	1	1
	Switch for Air-conditioner 冷氣機開關掣		1	1	1	1	1	1	1	1	1	1	1	1
	Switch for Exhaust Fan and Electric Water Heater 抽氣扇及電熱水爐開關掣		1	1	1	1	1	1	1	1	1	1	1	1
Junior Suite 2 小型套房2	Lighting Switch 燈掣		2	2	/	/	/	/	/	/	/	/	/	/
	Lighting Point 燈位		1	1	/	/	/	/	/	/	/	/	/	/
	Switched Single Socket Outlet 單頭插座連開關掣		1	1	/	/	/	/	/	/	/	/	/	/
	Switched Twin Socket Outlet 雙頭插座連開關掣		1	1	/	/	/	/	/	/	/	/	/	/
	TV / FM Outlet 電視 / 電台天線插座		1	1	/	/	/	/	/	/	/	/	/	/
	Telephone Outlet 電話插座		1	1	/	/	/	/	/	/	/	/	/	/
	Data Point 網絡插座		1	1	/	/	/	/	/	/	/	/	/	/
	Switch for Air-conditioner 冷氣機開關掣		1	1	/	/	/	/	/	/	/	/	/	/
	Switch for Exhaust Fan and Electric Water Heater 抽氣扇及電熱水爐開關掣		1	1	/	/	/	/	/	/	/	/	/	/

Notes :

1. The numbers as shown in the above table denote the numbers provided.
2. The symbol " - " as shown in the above table denotes "Not Provided".
3. The symbol " / " as shown in the above table denotes "Not Applicable".

備註 :

1. 上表顯示的數目代表提供的數量。
2. 上表 " - " 代表「不提供」。
3. 上表 " / " 代表「不適用」。

FITTINGS, FINISHES AND APPLIANCES

裝置、裝修物料及設備

Schedule of Mechanical and Electrical Provisions

機電裝置數量說明表

RV6 別墅RV6			G/F 地下		1/F 1樓			2/F 2樓			3/F 3樓		5/F - 6/F 5樓至6樓	
Location 位置	Exposed Type 外露型	Non-exposed Type 非外露型	A	B	A	B	C	A	B	C	A	B	A	B
Bedroom 2 睡房2	Lighting Switch 燈掣		/	/	1	1	1	1	1	1	1	1	1	1
	Lighting Point 燈位		/	/	1	1	3	1	1	3	1	3	1	1
	Switched Twin Socket Outlet 雙頭插座連開關掣		/	/	2	2	2	2	2	2	2	2	2	2
	TV / FM Outlet 電視 / 電台天線插座		/	/	1	1	1	1	1	1	1	1	1	1
	Telephone Outlet 電話插座		/	/	1	1	1	1	1	1	1	1	1	1
	Data Point 網絡插座		/	/	1	1	1	1	1	1	1	1	1	1
	Switch for Air-conditioner 冷氣機開關掣		/	/	1	1	1	1	1	1	1	1	1	1
Bedroom 3 睡房3	Lighting Switch 燈掣		1	1	1	1	1	1	1	1	1	1	/	/
	Lighting Point 燈位		1	1	1	1	1	1	1	1	1	1	/	/
	Switched Twin Socket Outlet 雙頭插座連開關掣		2	2	2	2	2	2	2	2	2	2	/	/
	TV / FM Outlet 電視 / 電台天線插座		1	1	1	1	1	1	1	1	1	1	/	/
	Telephone Outlet 電話插座		1	1	1	1	1	1	1	1	1	1	/	/
	Data Point 網絡插座		1	1	1	1	1	1	1	1	1	1	/	/
	Switch for Air-conditioner 冷氣機開關掣		1	1	1	1	1	1	1	1	1	1	/	/

Notes :

- The numbers as shown in the above table denote the numbers provided.
- The symbol " - " as shown in the above table denotes "Not Provided".
- The symbol " / " as shown in the above table denotes "Not Applicable".

備註：

- 上表顯示的數目代表提供的數量。
- 上表 " - " 代表「不提供」。
- 上表 " / " 代表「不適用」。

FITTINGS, FINISHES AND APPLIANCES

裝置、裝修物料及設備

Schedule of Mechanical and Electrical Provisions

機電裝置數量說明表

RV6 別墅RV6			G/F 地下		1/F 1樓			2/F 2樓			3/F 3樓		5/F - 6/F 5樓至6樓	
Location 位置	Exposed Type 外露型	Non-exposed Type 非外露型	A	B	A	B	C	A	B	C	A	B	A	B
Bedroom 4 睡房4	Lighting Switch 燈掣		1	1	1	1	/	1	1	/	1	1	2	1
	Lighting Point 燈位		1	1	1	1	/	1	1	/	1	3	1	1
	Switched Twin Socket Outlet 雙頭插座連開關掣		2	2	2	2	/	2	2	/	2	2	3	2
	TV / FM Outlet 電視 / 電台天線插座		1	1	1	1	/	1	1	/	1	1	1	1
	Telephone Outlet 電話插座		1	1	1	1	/	1	1	/	1	1	1	1
	Data Point 網絡插座		1	1	1	1	/	1	1	/	1	1	1	1
	Switch for Air-conditioner 冷氣機開關掣		1	1	1	1	/	1	1	/	1	1	1	1
Bedroom 5 睡房5	Lighting Switch 燈掣		1	1	/	/	/	/	/	/	/	/	/	/
	Lighting Point 燈位		1	2	/	/	/	/	/	/	/	/	/	/
	Switched Twin Socket Outlet 雙頭插座連開關掣		2	2	/	/	/	/	/	/	/	/	/	/
	TV / FM Outlet 電視 / 電台天線插座		1	1	/	/	/	/	/	/	/	/	/	/
	Telephone Outlet 電話插座		1	1	/	/	/	/	/	/	/	/	/	/
	Data Point 網絡插座		1	1	/	/	/	/	/	/	/	/	/	/
	Switch for Air-conditioner 冷氣機開關掣		1	1	/	/	/	/	/	/	/	/	/	/

Notes :

1. The numbers as shown in the above table denote the numbers provided.
2. The symbol " - " as shown in the above table denotes "Not Provided".
3. The symbol " / " as shown in the above table denotes "Not Applicable".

備註 :

1. 上表顯示的數目代表提供的數量。
2. 上表 " - " 代表「不提供」。
3. 上表 " / " 代表「不適用」。

FITTINGS, FINISHES AND APPLIANCES

裝置、裝修物料及設備

Schedule of Mechanical and Electrical Provisions

機電裝置數量說明表

RV6 別墅RV6			G/F 地下		1/F 1樓			2/F 2樓			3/F 3樓		5/F - 6/F 5樓至6樓		
Location 位置	Exposed Type 外露型	Non-exposed Type 非外露型	A	B	A	B	C	A	B	C	A	B	A	B	
Powder Room 化妝室	Lighting Point 燈位		/	/	/	/	/	/	/	/	/	/	2	2	
	Single Socket Outlet (in Cabinet) 單頭插座(於櫃內)		/	/	/	/	/	/	/	/	/	/	1	1	
		Switched Fuse Spur Unit for Cabinet Lighting 菲士蘇連開關掣供櫃燈	/	/	/	/	/	/	/	/	/	/	/	1	1
		Switched Fuse Spur Unit for Exhaust Fan 菲士蘇連開關掣供抽氣扇	/	/	/	/	/	/	/	/	/	/	/	1	1

Notes :

1. The numbers as shown in the above table denote the numbers provided.
2. The symbol " - " as shown in the above table denotes "Not Provided".
3. The symbol " / " as shown in the above table denotes "Not Applicable".

備註 :

1. 上表顯示的數目代表提供的數量。
2. 上表 " - " 代表「不提供」。
3. 上表 " / " 代表「不適用」。

FITTINGS, FINISHES AND APPLIANCES

裝置、裝修物料及設備

Schedule of Mechanical and Electrical Provisions

機電裝置數量說明表

RV6 別墅RV6			G/F 地下		1/F 1樓			2/F 2樓			3/F 3樓		5/F - 6/F 5樓至6樓	
Location 位置	Exposed Type 外露型	Non-exposed Type 非外露型	A	B	A	B	C	A	B	C	A	B	A	B
Store 儲物房	Lighting Switch 燈掣		/	/	/	/	1	/	/	1	/	/	/	1
	Lighting Point 燈位		/	/	/	/	1	/	/	1	/	/	/	1
	Switched Twin Socket Outlet 雙頭插座連開關掣		/	/	/	/	1	/	/	1	/	/	/	1
	Switch for Air-conditioner 冷氣機開關掣		/	/	/	/	1	/	/	1	/	/	/	-
	Telephone Outlet 電話插座		/	/	/	/	-	/	/	-	/	/	/	1
	TV / FM Outlet 電視/電台天線插座		/	/	/	/	1	/	/	1	/	/	/	-
	Junction Box 電訊線路過路箱		/	/	/	/	1	/	/	1	/	/	/	-
Utility Room (with Lavatory) 工作間 (連洗手間)	Lighting Switch 燈掣		1	1	1	1	1	1	1	1	1	1	1	1
	Lighting Point 燈位		2	2	3	2	2	3	2	2	2	2	2	2
	Switched Single Socket Outlet 單頭插座連開關掣		1	1	1	1	1	1	1	1	1	1	1	1
	Switch for Exhaust Fan and Electric Water Heater 抽氣扇及電熱水爐開關掣		1	1	1	1	1	1	1	1	1	1	1	1
	Switch for Air-conditioner 冷氣機開關掣		1	1	1	1	1	1	1	1	1	1	1	1
	Distribution Board 配電箱		1	1	1	1	1	1	1	1	1	1	1	1
		Switched Fuse Spur Unit for Exhaust Fan 菲士蘇連開關掣供抽氣扇		1	1	1	1	1	1	1	1	1	1	1

Notes :

- The numbers as shown in the above table denote the numbers provided.
- The symbol " - " as shown in the above table denotes "Not Provided".
- The symbol " / " as shown in the above table denotes "Not Applicable".

備註：

- 上表顯示的數目代表提供的數量。
- 上表 " - " 代表「不提供」。
- 上表 " / " 代表「不適用」。

FITTINGS, FINISHES AND APPLIANCES

裝置、裝修物料及設備

Schedule of Mechanical and Electrical Provisions

機電裝置數量說明表

RV6 別墅RV6			G/F 地下		1/F 1樓			2/F 2樓			3/F 3樓		5/F - 6/F 5樓至6樓		
Location 位置	Exposed Type 外露型	Non-exposed Type 非外露型	A	B	A	B	C	A	B	C	A	B	A	B	
Kitchen 廚房	Lighting Switch 燈掣		1	1	-	-	-	-	-	-	-	-	1	1	
	Lighting Point 燈位		4	3	3	3	3	3	3	3	3	3	3	3	
	Switched Twin Socket Outlet 雙頭插座連開關掣		2	2	2	2	2	2	2	2	2	2	2	2	
	Switched Twin Socket Outlet (in Kitchen Cabinet) 雙頭插座連開關掣(於廚櫃內)		1	1	1	1	1	1	1	1	1	1	1	1	
	LAN Port Faceplate (in Kitchen Cabinet) 區域網路端口面板(於廚櫃內)		2	2	2	2	2	2	2	2	2	2	2	2	
	Data Point (in Kitchen Cabinet) 網絡插座(於廚櫃內)		1	1	1	1	1	1	1	1	1	1	1	1	
	Door Bell 門鐘		1	1	1	1	1	1	1	1	1	1	1	1	
		Switched Single Socket Outlet for Refrigerator 單頭插座連開關掣供雪櫃		1	1	1	1	1	1	1	1	1	1	1	1
		Switched Single Socket Outlet for Washer Dryer 單頭插座連開關掣供洗衣乾衣機		1	1	1	1	1	1	1	1	1	1	1	1
		Washer Dryer Connection Point 洗衣乾衣機接駁點		1	1	1	1	1	1	1	1	1	1	1	1
		Switched Single Socket Outlet for Steam Oven 單頭插座連開關掣供蒸爐		1	1	1	1	1	1	1	1	1	1	1	1
		Switched Single Socket Outlet for Gas Hob 單頭插座連開關掣供煤氣爐		2	2	2	2	2	2	2	2	2	2	2	2
		Switched Single Socket Outlet for Cooker Hood 單頭插座連開關掣供抽油煙機		1	1	1	1	1	1	1	1	1	1	1	1
		Connection Unit for Induction Hob 供電磁爐用的插線座		1	1	1	1	1	1	1	1	1	1	1	1
		Switched Fuse Spur Unit for Exhaust Fan 菲士蘇連開關掣供抽氣扇		1	1	1	1	1	1	1	1	1	1	1	1
		Switch for Induction Hob 電磁爐開關掣		1	1	1	1	1	1	1	1	1	1	1	1
	Switched Fuse Spur Unit for Kitchen Cabinet Lighting 菲士蘇連開關掣供廚櫃燈		1	1	1	1	1	1	1	1	1	1	1	1	
	Switch for Combi Microwave Oven 微波焗爐開關掣		1	1	1	1	1	1	1	1	1	1	1	1	
	Connection Unit for Combi Microwave Oven 供微波焗爐用的插線座		1	1	1	1	1	1	1	1	1	1	1	1	

Notes :

1. The numbers as shown in the above table denote the numbers provided.
2. The symbol " - " as shown in the above table denotes "Not Provided".
3. The symbol " / " as shown in the above table denotes "Not Applicable".

備註 :

1. 上表顯示的數目代表提供的數量。
2. 上表 " - " 代表「不提供」。
3. 上表 " / " 代表「不適用」。

FITTINGS, FINISHES AND APPLIANCES

裝置、裝修物料及設備

Schedule of Mechanical and Electrical Provisions

機電裝置數量說明表

RV6 別墅RV6			G/F 地下		1/F 1樓			2/F 2樓			3/F 3樓		5/F - 6/F 5樓至6樓		
Location 位置	Exposed Type 外露型	Non-exposed Type 非外露型	A	B	A	B	C	A	B	C	A	B	A	B	
Master Bathroom 主人浴室	Lighting Point 燈位		9	9	5	5	5	5	5	5	5	5	8	8	
	Single Socket Outlet (in Cabinet) 單頭插座(於櫃內)		2	2	1	1	1	1	1	1	1	1	2	2	
		Switched Fuse Spur Unit for Exhaust Fan 菲士蘇連開關掣供抽氣扇	1	1	1	1	1	1	1	1	1	1	1	1	1
		Switched Fuse Spur Unit for Cabinet Lighting 菲士蘇連開關掣供櫃燈	1	1	1	1	1	1	1	1	1	1	1	1	1
		Switched Fuse Spur Unit for Motorized Roller 菲士蘇連開關掣供電動窗簾	-	-	-	-	-	-	-	-	-	-	1	1	
Bathroom 浴室	Lighting Point 燈位		/	/	/	/	/	/	/	/	/	/	5	/	
	Single Socket Outlet (in Cabinet) 單頭插座(於櫃內)		/	/	/	/	/	/	/	/	/	/	1	/	
		Switched Fuse Spur Unit for Exhaust Fan 菲士蘇連開關掣供抽氣扇	/	/	/	/	/	/	/	/	/	/	1	/	
		Switched Fuse Spur Unit for Cabinet Lighting 菲士蘇連開關掣供櫃燈	/	/	/	/	/	/	/	/	/	/	1	/	

Notes :

1. The numbers as shown in the above table denote the numbers provided.
2. The symbol " - " as shown in the above table denotes "Not Provided".
3. The symbol " / " as shown in the above table denotes "Not Applicable".

備註 :

1. 上表顯示的數目代表提供的數量。
2. 上表 " - " 代表「不提供」。
3. 上表 " / " 代表「不適用」。

FITTINGS, FINISHES AND APPLIANCES

裝置、裝修物料及設備

Schedule of Mechanical and Electrical Provisions

機電裝置數量說明表

RV6 別墅RV6			G/F 地下		1/F 1樓			2/F 2樓			3/F 3樓		5/F - 6/F 5樓至6樓	
Location 位置	Exposed Type 外露型	Non-exposed Type 非外露型	A	B	A	B	C	A	B	C	A	B	A	B
Bathroom 2 浴室2	Lighting Point 燈位		5	5	5	5	5	5	5	5	5	/	5	5
	Single Socket Outlet (in Cabinet) 單頭插座(於櫃內)		1	1	1	1	1	1	1	1	1	/	1	1
		Switched Fuse Spur Unit for Exhaust Fan 菲士蘇連開關掣供抽氣扇	1	1	1	1	1	1	1	1	1	/	1	1
		Switched Fuse Spur Unit for Cabinet Lighting 菲士蘇連開關掣供櫃燈	1	1	1	1	1	1	1	1	1	/	1	1
Bathroom 3 浴室3	Lighting Point 燈位		5	5	/	/	/	/	/	/	/	/	/	/
	Single Socket Outlet (in Cabinet) 單頭插座(於櫃內)		1	1	/	/	/	/	/	/	/	/	/	/
		Switched Fuse Spur Unit for Exhaust Fan 菲士蘇連開關掣供抽氣扇	1	1	/	/	/	/	/	/	/	/	/	/
		Switched Fuse Spur Unit for Cabinet Lighting 菲士蘇連開關掣供櫃燈	1	1	/	/	/	/	/	/	/	/	/	/

Notes :

1. The numbers as shown in the above table denote the numbers provided.
2. The symbol " - " as shown in the above table denotes "Not Provided".
3. The symbol " / " as shown in the above table denotes "Not Applicable".

備註 :

1. 上表顯示的數目代表提供的數量。
2. 上表 " - " 代表「不提供」。
3. 上表 " / " 代表「不適用」。

FITTINGS, FINISHES AND APPLIANCES

裝置、裝修物料及設備

Schedule of Mechanical and Electrical Provisions

機電裝置數量說明表

RV6 別墅RV6			G/F 地下		1/F 1樓			2/F 2樓			3/F 3樓		5/F - 6/F 5樓至6樓	
Location 位置	Exposed Type 外露型	Non-exposed Type 非外露型	A	B	A	B	C	A	B	C	A	B	A	B
Balcony 露台	Lighting Point 燈位		/	/	1	1	1	1	1	1	1	1	1	1
Utility Platform 工作平台	Lighting Point 燈位		/	/	1	1	1	1	1	1	1	1	/	/
Garden 花園	Lighting Point 燈位		7	8	/	/	/	/	/	/	/	/	/	/
	Single Waterproof Socket Outlet 單頭防水插座		4	4	/	/	/	/	/	/	/	/	/	/
Flat Roof 平台	Lighting Point 燈位		/	/	/	/	/	/	/	/	3	3	10	8
	Single Waterproof Socket Outlet 單頭防水插座		/	/	/	/	/	/	/	/	2	2	5	4
Roof 天台	Lighting Point 燈位		/	/	/	/	/	/	/	/	/	/	7	7
	Single Waterproof Socket Outlet 單頭防水插座		/	/	/	/	/	/	/	/	/	/	2	2

Notes :

1. The numbers as shown in the above table denote the numbers provided.
2. The symbol " - " as shown in the above table denotes "Not Provided".
3. The symbol " / " as shown in the above table denotes "Not Applicable".

備註 :

1. 上表顯示的數目代表提供的數量。
2. 上表 " - " 代表「不提供」。
3. 上表 " / " 代表「不適用」。

FITTINGS, FINISHES AND APPLIANCES

裝置、裝修物料及設備

Schedule of Mechanical and Electrical Provisions

機電裝置數量說明表

RV7 別墅RV7			G/F 地下		1/F 1樓			2/F 2樓			3/F 3樓		5/F - 6/F 5樓至6樓		
Location 位置	Exposed Type 外露型	Non-exposed Type 非外露型	A	B	A	B	C	A	B	C	A	B	A	B	
Main Entrance 大門入口	Door Bell Button 門鐘掣		1	1	1	1	1	1	1	1	1	1	1	1	
Living Room and Dining Room 客廳及飯廳	Lighting Switch 燈掣		8	8	5	5	5	5	5	5	8	8	11	11	
	Lighting Point 燈位		10	6	6	3	6	6	3	9	7	6	16	16	
	Switched Single Socket Outlet 單頭插座連開關掣		-	-	-	-	-	-	-	-	-	-	-	1	
	Switched Twin Socket Outlet 雙頭插座連開關掣		4	3	4	5	4	4	5	4	5	4	3	4	
	TV / FM Outlet 電視 / 電台天線插座		2	2	2	2	2	2	2	2	2	2	2	2	
	Telephone Outlet 電話插座		1	1	1	1	1	1	1	1	2	2	2	2	
	Switch for Air-conditioner 冷氣機開關掣		1	2	2	2	2	1	2	1	2	2	2	2	
		Switch for Air-conditioner 冷氣機開關掣		1	-	-	-	-	1	-	1	-	-	-	-
	Door Phone 門口對講機		1	1	1	1	1	1	1	1	1	1	1	1	1
	Data Point 網絡插座		2	2	2	2	2	2	2	2	2	2	2	2	2
	Door Bell 門鐘		1	1	1	1	1	1	1	1	1	1	1	1	1
		Switched Fuse Spur Unit for Cabinet Lighting 菲士蘇連開關掣供櫃燈		-	-	1	1	1	1	1	1	-	-	-	1
	Switch for Exhaust Fan 抽氣扇開關掣		1	1	1	1	1	1	1	1	1	1	1	2	2
	Switch for Electric Water Heater 電熱水爐開關掣		1	1	1	1	1	1	1	1	1	1	1	2	2
Switch for Exhaust Fan and Electric Water Heater 抽氣扇及電熱水爐開關掣		1	1	1	1	1	1	1	1	1	1	1	1	1	

Notes:

1. The numbers as shown in the above table denote the numbers provided.
2. The symbol " - " as shown in the above table denotes "Not Provided".
3. The symbol " / " as shown in the above table denotes "Not Applicable".

備註：

1. 上表顯示的數目代表提供的數量。
2. 上表 " - " 代表「不提供」。
3. 上表 " / " 代表「不適用」。

FITTINGS, FINISHES AND APPLIANCES

裝置、裝修物料及設備

Schedule of Mechanical and Electrical Provisions

機電裝置數量說明表

RV7 別墅RV7			G/F 地下		1/F 1樓			2/F 2樓			3/F 3樓		5/F - 6/F 5樓至6樓	
Location 位置	Exposed Type 外露型	Non-exposed Type 非外露型	A	B	A	B	C	A	B	C	A	B	A	B
Bedroom 3/ Family Room 睡房3/家庭室	Lighting Switch 燈掣		/	/	/	/	/	/	/	/	/	/	1	2
	Lighting Point 燈位		/	/	/	/	/	/	/	/	/	/	1	1
	Switched Twin Socket Outlet 雙頭插座連開關掣		/	/	/	/	/	/	/	/	/	/	2	2
	TV / FM Outlet 電視 / 電台天線插座		/	/	/	/	/	/	/	/	/	/	1	1
	Telephone Outlet 電話插座		/	/	/	/	/	/	/	/	/	/	1	1
	Data Point 網絡插座		/	/	/	/	/	/	/	/	/	/	1	1
	Switch for Air-conditioner 冷氣機開關掣		/	/	/	/	/	/	/	/	/	/	1	1

Notes :

1. The numbers as shown in the above table denote the numbers provided.
2. The symbol " - " as shown in the above table denotes "Not Provided".
3. The symbol " / " as shown in the above table denotes "Not Applicable".

備註：

1. 上表顯示的數目代表提供的數量。
2. 上表 " - " 代表「不提供」。
3. 上表 " / " 代表「不適用」。

FITTINGS, FINISHES AND APPLIANCES

裝置、裝修物料及設備

Schedule of Mechanical and Electrical Provisions

機電裝置數量說明表

RV7 別墅RV7			G/F 地下		1/F 1樓			2/F 2樓			3/F 3樓		5/F - 6/F 5樓至6樓	
Location 位置	Exposed Type 外露型	Non-exposed Type 非外露型	A	B	A	B	C	A	B	C	A	B	A	B
Master Bedroom 主人睡房	Lighting Switch 燈掣		3	3	3	3	3	3	3	3	3	3	3	3
	Lighting Point 燈位		5	3	1	2	1	1	2	1	1	1	3	3
	Switched Twin Socket Outlet 雙頭插座連開關掣		4	4	3	3	3	3	3	3	3	3	3	3
	TV / FM Outlet 電視 / 電台天線插座		1	1	1	1	1	1	1	1	1	1	1	1
	Telephone Outlet 電話插座		1	1	1	1	1	1	1	1	1	1	1	1
	Data Point 網絡插座		1	1	1	1	1	1	1	1	1	1	1	1
	Switch for Air-conditioner 冷氣機開關掣		1	1	1	1	1	1	1	1	1	1	1	1
	Switch for Exhaust Fan and Electric Water Heater 抽氣扇及電熱水爐開關掣		1	1	1	1	1	1	1	1	1	1	1	1
Junior Suite 2 小型套房2	Lighting Switch 燈掣		2	2	/	/	/	/	/	/	/	/	/	/
	Lighting Point 燈位		1	1	/	/	/	/	/	/	/	/	/	/
	Switched Single Socket Outlet 單頭插座連開關掣		1	1	/	/	/	/	/	/	/	/	/	/
	Switched Twin Socket Outlet 雙頭插座連開關掣		1	1	/	/	/	/	/	/	/	/	/	/
	TV / FM Outlet 電視 / 電台天線插座		1	1	/	/	/	/	/	/	/	/	/	/
	Telephone Outlet 電話插座		1	1	/	/	/	/	/	/	/	/	/	/
	Data Point 網絡插座		1	1	/	/	/	/	/	/	/	/	/	/
	Switch for Air-conditioner 冷氣機開關掣		1	1	/	/	/	/	/	/	/	/	/	/
Switch for Exhaust Fan and Electric Water Heater 抽氣扇及電熱水爐開關掣		1	1	/	/	/	/	/	/	/	/	/	/	

Notes :

1. The numbers as shown in the above table denote the numbers provided.
2. The symbol " - " as shown in the above table denotes "Not Provided".
3. The symbol " / " as shown in the above table denotes "Not Applicable".

備註 :

1. 上表顯示的數目代表提供的數量。
2. 上表 " - " 代表「不提供」。
3. 上表 " / " 代表「不適用」。

FITTINGS, FINISHES AND APPLIANCES

裝置、裝修物料及設備

Schedule of Mechanical and Electrical Provisions

機電裝置數量說明表

RV7 別墅RV7			G/F 地下		1/F 1樓			2/F 2樓			3/F 3樓		5/F - 6/F 5樓至6樓	
Location 位置	Exposed Type 外露型	Non-exposed Type 非外露型	A	B	A	B	C	A	B	C	A	B	A	B
Bedroom 2 睡房2	Lighting Switch 燈掣		/	/	1	1	1	1	1	1	1	1	1	1
	Lighting Point 燈位		/	/	1	1	3	1	1	3	1	3	1	1
	Switched Twin Socket Outlet 雙頭插座連開關掣		/	/	2	2	2	2	2	2	2	2	2	2
	TV / FM Outlet 電視 / 電台天線插座		/	/	1	1	1	1	1	1	1	1	1	1
	Telephone Outlet 電話插座		/	/	1	1	1	1	1	1	1	1	1	1
	Data Point 網絡插座		/	/	1	1	1	1	1	1	1	1	1	1
	Switch for Air-conditioner 冷氣機開關掣		/	/	1	1	1	1	1	1	1	1	1	1
Bedroom 3 睡房3	Lighting Switch 燈掣		1	1	1	1	1	1	1	1	1	1	/	/
	Lighting Point 燈位		1	1	1	1	1	1	1	1	1	1	/	/
	Switched Twin Socket Outlet 雙頭插座連開關掣		2	2	2	2	2	2	2	2	2	2	/	/
	TV / FM Outlet 電視 / 電台天線插座		1	1	1	1	1	1	1	1	1	1	/	/
	Telephone Outlet 電話插座		1	1	1	1	1	1	1	1	1	1	/	/
	Data Point 網絡插座		1	1	1	1	1	1	1	1	1	1	/	/
	Switch for Air-conditioner 冷氣機開關掣		1	1	1	1	1	1	1	1	1	1	/	/

Notes :

- The numbers as shown in the above table denote the numbers provided.
- The symbol " - " as shown in the above table denotes "Not Provided".
- The symbol " / " as shown in the above table denotes "Not Applicable".

備註：

- 上表顯示的數目代表提供的數量。
- 上表 " - " 代表「不提供」。
- 上表 " / " 代表「不適用」。

FITTINGS, FINISHES AND APPLIANCES

裝置、裝修物料及設備

Schedule of Mechanical and Electrical Provisions

機電裝置數量說明表

RV7 別墅RV7			G/F 地下		1/F 1樓			2/F 2樓			3/F 3樓		5/F - 6/F 5樓至6樓	
Location 位置	Exposed Type 外露型	Non-exposed Type 非外露型	A	B	A	B	C	A	B	C	A	B	A	B
Bedroom 4 睡房4	Lighting Switch 燈掣		1	1	1	1	/	1	1	/	1	1	2	1
	Lighting Point 燈位		1	1	1	1	/	1	1	/	1	3	1	1
	Switched Twin Socket Outlet 雙頭插座連開關掣		2	2	2	2	/	2	2	/	2	2	3	2
	TV / FM Outlet 電視 / 電台天線插座		1	1	1	1	/	1	1	/	1	1	1	1
	Telephone Outlet 電話插座		1	1	1	1	/	1	1	/	1	1	1	1
	Data Point 網絡插座		1	1	1	1	/	1	1	/	1	1	1	1
	Switch for Air-conditioner 冷氣機開關掣		1	1	1	1	/	1	1	/	1	1	1	1
Bedroom 5 睡房5	Lighting Switch 燈掣		1	1	/	/	/	/	/	/	/	/	/	/
	Lighting Point 燈位		1	2	/	/	/	/	/	/	/	/	/	/
	Switched Twin Socket Outlet 雙頭插座連開關掣		2	2	/	/	/	/	/	/	/	/	/	/
	TV / FM Outlet 電視 / 電台天線插座		1	1	/	/	/	/	/	/	/	/	/	/
	Telephone Outlet 電話插座		1	1	/	/	/	/	/	/	/	/	/	/
	Data Point 網絡插座		1	1	/	/	/	/	/	/	/	/	/	/
	Switch for Air-conditioner 冷氣機開關掣		1	1	/	/	/	/	/	/	/	/	/	/

Notes :

1. The numbers as shown in the above table denote the numbers provided.
2. The symbol " - " as shown in the above table denotes "Not Provided".
3. The symbol " / " as shown in the above table denotes "Not Applicable".

備註 :

1. 上表顯示的數目代表提供的數量。
2. 上表 " - " 代表「不提供」。
3. 上表 " / " 代表「不適用」。

FITTINGS, FINISHES AND APPLIANCES

裝置、裝修物料及設備

Schedule of Mechanical and Electrical Provisions

機電裝置數量說明表

RV7 別墅RV7			G/F 地下		1/F 1樓			2/F 2樓			3/F 3樓		5/F - 6/F 5樓至6樓		
Location 位置	Exposed Type 外露型	Non-exposed Type 非外露型	A	B	A	B	C	A	B	C	A	B	A	B	
Powder Room 化妝室	Lighting Point 燈位		/	/	/	/	/	/	/	/	/	/	2	2	
	Single Socket Outlet (in Cabinet) 單頭插座(於櫃內)		/	/	/	/	/	/	/	/	/	/	1	1	
		Switched Fuse Spur Unit for Cabinet Lighting 菲士蘇連開關掣供櫃燈	/	/	/	/	/	/	/	/	/	/	/	1	1
		Switched Fuse Spur Unit for Exhaust Fan 菲士蘇連開關掣供抽氣扇	/	/	/	/	/	/	/	/	/	/	/	1	1

Notes :

1. The numbers as shown in the above table denote the numbers provided.
2. The symbol " - " as shown in the above table denotes "Not Provided".
3. The symbol " / " as shown in the above table denotes "Not Applicable".

備註：

1. 上表顯示的數目代表提供的數量。
2. 上表 " - " 代表「不提供」。
3. 上表 " / " 代表「不適用」。

FITTINGS, FINISHES AND APPLIANCES

裝置、裝修物料及設備

Schedule of Mechanical and Electrical Provisions

機電裝置數量說明表

RV7 別墅RV7			G/F 地下		1/F 1樓			2/F 2樓			3/F 3樓		5/F - 6/F 5樓至6樓	
Location 位置	Exposed Type 外露型	Non-exposed Type 非外露型	A	B	A	B	C	A	B	C	A	B	A	B
Store 儲物房	Lighting Switch 燈掣		/	/	/	/	1	/	/	1	/	/	/	1
	Lighting Point 燈位		/	/	/	/	1	/	/	1	/	/	/	1
	Switched Twin Socket Outlet 雙頭插座連開關掣		/	/	/	/	1	/	/	1	/	/	/	1
	Switch for Air-conditioner 冷氣機開關掣		/	/	/	/	1	/	/	1	/	/	/	-
	Telephone Outlet 電話插座		/	/	/	/	-	/	/	-	/	/	/	1
	TV / FM Outlet 電視/電台天線插座		/	/	/	/	1	/	/	1	/	/	/	-
	Junction Box 電訊線路過路箱		/	/	/	/	1	/	/	1	/	/	/	-
Utility Room (with Lavatory) 工作間 (連洗手間)	Lighting Switch 燈掣		1	1	1	1	1	1	1	1	1	1	1	1
	Lighting Point 燈位		2	2	3	2	2	3	2	2	2	2	2	2
	Switched Single Socket Outlet 單頭插座連開關掣		1	1	1	1	1	1	1	1	1	1	1	1
	Switch for Exhaust Fan and Electric Water Heater 抽氣扇及電熱水爐開關掣		1	1	1	1	1	1	1	1	1	1	1	1
	Switch for Air-conditioner 冷氣機開關掣		1	1	1	1	1	1	1	1	1	1	1	1
	Distribution Board 配電箱		1	1	1	1	1	1	1	1	1	1	1	1
		Switched Fuse Spur Unit for Exhaust Fan 菲士蘇連開關掣供抽氣扇		1	1	1	1	1	1	1	1	1	1	1

Notes :

1. The numbers as shown in the above table denote the numbers provided.
2. The symbol " - " as shown in the above table denotes "Not Provided".
3. The symbol " / " as shown in the above table denotes "Not Applicable".

備註 :

1. 上表顯示的數目代表提供的數量。
2. 上表 " - " 代表「不提供」。
3. 上表 " / " 代表「不適用」。

FITTINGS, FINISHES AND APPLIANCES

裝置、裝修物料及設備

Schedule of Mechanical and Electrical Provisions

機電裝置數量說明表

RV7 別墅RV7			G/F 地下		1/F 1樓			2/F 2樓			3/F 3樓		5/F - 6/F 5樓至6樓		
Location 位置	Exposed Type 外露型	Non-exposed Type 非外露型	A	B	A	B	C	A	B	C	A	B	A	B	
Kitchen 廚房	Lighting Switch 燈掣		1	1	-	-	-	-	-	-	-	-	1	1	
	Lighting Point 燈位		4	3	3	3	3	3	3	3	3	3	3	3	
	Switched Twin Socket Outlet 雙頭插座連開關掣		2	2	2	2	2	2	2	2	2	2	2	2	
	Switched Twin Socket Outlet (in Kitchen Cabinet) 雙頭插座連開關掣(於廚櫃內)		1	1	1	1	1	1	1	1	1	1	1	1	
	LAN Port Faceplate (in Kitchen Cabinet) 區域網路端口面板(於廚櫃內)		2	2	2	2	2	2	2	2	2	2	2	2	
	Data Point (in Kitchen Cabinet) 網絡插座(於廚櫃內)		1	1	1	1	1	1	1	1	1	1	1	1	1
	Door Bell 門鐘		1	1	1	1	1	1	1	1	1	1	1	1	1
		Switched Single Socket Outlet for Refrigerator 單頭插座連開關掣供雪櫃		1	1	1	1	1	1	1	1	1	1	1	1
		Switched Single Socket Outlet for Washer Dryer 單頭插座連開關掣供洗衣乾衣機		1	1	1	1	1	1	1	1	1	1	1	1
		Washer Dryer Connection Point 洗衣乾衣機接駁點		1	1	1	1	1	1	1	1	1	1	1	1
		Switched Single Socket Outlet for Steam Oven 單頭插座連開關掣供蒸爐		1	1	1	1	1	1	1	1	1	1	1	1
		Switched Single Socket Outlet for Gas Hob 單頭插座連開關掣供煤氣爐		2	2	2	2	2	2	2	2	2	2	2	2
		Switched Single Socket Outlet for Cooker Hood 單頭插座連開關掣供抽油煙機		1	1	1	1	1	1	1	1	1	1	1	1
		Connection Unit for Induction Hob 供電磁爐用的插線座		1	1	1	1	1	1	1	1	1	1	1	1
		Switched Fuse Spur Unit for Exhaust Fan 菲士蘇連開關掣供抽氣扇		1	1	1	1	1	1	1	1	1	1	1	1
		Switch for Induction Hob 電磁爐開關掣		1	1	1	1	1	1	1	1	1	1	1	1
	Switched Fuse Spur Unit for Kitchen Cabinet Lighting 菲士蘇連開關掣供廚櫃燈		1	1	1	1	1	1	1	1	1	1	1	1	
	Switch for Combi Microwave Oven 微波焗爐開關掣		1	1	1	1	1	1	1	1	1	1	1	1	
	Connection Unit for Combi Microwave Oven 供微波焗爐用的插線座		1	1	1	1	1	1	1	1	1	1	1	1	

Notes :

1. The numbers as shown in the above table denote the numbers provided.
2. The symbol " - " as shown in the above table denotes "Not Provided".
3. The symbol " / " as shown in the above table denotes "Not Applicable".

備註 :

1. 上表顯示的數目代表提供的數量。
2. 上表 " - " 代表「不提供」。
3. 上表 " / " 代表「不適用」。

FITTINGS, FINISHES AND APPLIANCES

裝置、裝修物料及設備

Schedule of Mechanical and Electrical Provisions

機電裝置數量說明表

RV7 別墅RV7			G/F 地下		1/F 1樓			2/F 2樓			3/F 3樓		5/F - 6/F 5樓至6樓		
Location 位置	Exposed Type 外露型	Non-exposed Type 非外露型	A	B	A	B	C	A	B	C	A	B	A	B	
Master Bathroom 主人浴室	Lighting Point 燈位		9	9	5	5	5	5	5	5	5	5	8	8	
	Single Socket Outlet (in Cabinet) 單頭插座(於櫃內)		2	2	1	1	1	1	1	1	1	1	2	2	
		Switched Fuse Spur Unit for Exhaust Fan 菲士蘇連開關掣供抽氣扇	1	1	1	1	1	1	1	1	1	1	1	1	1
		Switched Fuse Spur Unit for Cabinet Lighting 菲士蘇連開關掣供櫃燈	1	1	1	1	1	1	1	1	1	1	1	1	1
		Switched Fuse Spur Unit for Motorized Roller 菲士蘇連開關掣供電動窗簾	-	-	-	-	-	-	-	-	-	-	1	1	
Bathroom 浴室	Lighting Point 燈位		/	/	/	/	/	/	/	/	/	/	5	/	
	Single Socket Outlet (in Cabinet) 單頭插座(於櫃內)		/	/	/	/	/	/	/	/	/	/	1	/	
		Switched Fuse Spur Unit for Exhaust Fan 菲士蘇連開關掣供抽氣扇	/	/	/	/	/	/	/	/	/	/	1	/	
		Switched Fuse Spur Unit for Cabinet Lighting 菲士蘇連開關掣供櫃燈	/	/	/	/	/	/	/	/	/	/	1	/	

Notes :

1. The numbers as shown in the above table denote the numbers provided.
2. The symbol " - " as shown in the above table denotes "Not Provided".
3. The symbol " / " as shown in the above table denotes "Not Applicable".

備註 :

1. 上表顯示的數目代表提供的數量。
2. 上表 " - " 代表「不提供」。
3. 上表 " / " 代表「不適用」。

FITTINGS, FINISHES AND APPLIANCES

裝置、裝修物料及設備

Schedule of Mechanical and Electrical Provisions

機電裝置數量說明表

RV7 別墅RV7			G/F 地下		1/F 1樓			2/F 2樓			3/F 3樓		5/F - 6/F 5樓至6樓	
Location 位置	Exposed Type 外露型	Non-exposed Type 非外露型	A	B	A	B	C	A	B	C	A	B	A	B
Bathroom 2 浴室2	Lighting Point 燈位		5	5	5	5	5	5	5	5	5	/	5	5
	Single Socket Outlet (in Cabinet) 單頭插座(於櫃內)		1	1	1	1	1	1	1	1	1	/	1	1
		Switched Fuse Spur Unit for Exhaust Fan 菲士蘇連開關掣供抽氣扇	1	1	1	1	1	1	1	1	1	/	1	1
		Switched Fuse Spur Unit for Cabinet Lighting 菲士蘇連開關掣供櫃燈	1	1	1	1	1	1	1	1	1	/	1	1
Bathroom 3 浴室3	Lighting Point 燈位		5	5	/	/	/	/	/	/	/	/	/	/
	Single Socket Outlet (in Cabinet) 單頭插座(於櫃內)		1	1	/	/	/	/	/	/	/	/	/	/
		Switched Fuse Spur Unit for Exhaust Fan 菲士蘇連開關掣供抽氣扇	1	1	/	/	/	/	/	/	/	/	/	/
		Switched Fuse Spur Unit for Cabinet Lighting 菲士蘇連開關掣供櫃燈	1	1	/	/	/	/	/	/	/	/	/	/

Notes :

1. The numbers as shown in the above table denote the numbers provided.
2. The symbol " - " as shown in the above table denotes "Not Provided".
3. The symbol " / " as shown in the above table denotes "Not Applicable".

備註 :

1. 上表顯示的數目代表提供的數量。
2. 上表 " - " 代表「不提供」。
3. 上表 " / " 代表「不適用」。

FITTINGS, FINISHES AND APPLIANCES

裝置、裝修物料及設備

Schedule of Mechanical and Electrical Provisions

機電裝置數量說明表

RV7 別墅RV7			G/F 地下		1/F 1樓			2/F 2樓			3/F 3樓		5/F - 6/F 5樓至6樓	
Location 位置	Exposed Type 外露型	Non-exposed Type 非外露型	A	B	A	B	C	A	B	C	A	B	A	B
Balcony 露台	Lighting Point 燈位		/	/	1	1	1	1	1	1	1	1	1	1
Utility Platform 工作平台	Lighting Point 燈位		/	/	1	1	1	1	1	1	1	1	/	/
Garden 花園	Lighting Point 燈位		7	8	/	/	/	/	/	/	/	/	/	/
	Single Waterproof Socket Outlet 單頭防水插座		4	4	/	/	/	/	/	/	/	/	/	/
Flat Roof 平台	Lighting Point 燈位		/	/	/	/	/	/	/	/	3	3	10	8
	Single Waterproof Socket Outlet 單頭防水插座		/	/	/	/	/	/	/	/	2	2	5	4
Roof 天台	Lighting Point 燈位		/	/	/	/	/	/	/	/	/	/	7	7
	Single Waterproof Socket Outlet 單頭防水插座		/	/	/	/	/	/	/	/	/	/	2	2

Notes :

1. The numbers as shown in the above table denote the numbers provided.
2. The symbol " - " as shown in the above table denotes "Not Provided".
3. The symbol " / " as shown in the above table denotes "Not Applicable".

備註 :

1. 上表顯示的數目代表提供的數量。
2. 上表 " - " 代表「不提供」。
3. 上表 " / " 代表「不適用」。

FITTINGS, FINISHES AND APPLIANCES

裝置、裝修物料及設備

Schedule of Mechanical and Electrical Provisions

機電裝置數量說明表

RV8 別墅RV8			G/F 地下		1/F 1樓			2/F 2樓			3/F 3樓		5/F - 6/F 5樓至6樓		
Location 位置	Exposed Type 外露型	Non-exposed Type 非外露型	A	B	A	B	C	A	B	C	A	B	A	B	
Main Entrance 大門入口	Door Bell Button 門鐘掣		1	1	1	1	1	1	1	1	1	1	1	1	
Living Room and Dining Room 客廳及飯廳	Lighting Switch 燈掣		8	8	5	5	5	5	5	5	8	8	11	11	
	Lighting Point 燈位		10	6	6	3	6	6	3	9	7	6	16	16	
	Switched Single Socket Outlet 單頭插座連開關掣		-	-	-	-	-	-	-	-	-	-	-	1	
	Switched Twin Socket Outlet 雙頭插座連開關掣		4	3	4	5	4	4	5	4	5	4	3	4	
	TV / FM Outlet 電視 / 電台天線插座		2	2	2	2	2	2	2	2	2	2	2	2	
	Telephone Outlet 電話插座		1	1	1	1	1	1	1	1	2	2	2	2	
	Switch for Air-conditioner 冷氣機開關掣		1	2	2	2	2	1	2	1	2	2	2	2	
		Switch for Air-conditioner 冷氣機開關掣		1	-	-	-	-	1	-	1	-	-	-	-
	Door Phone 門口對講機			1	1	1	1	1	1	1	1	1	1	1	1
	Data Point 網絡插座			2	2	2	2	2	2	2	2	2	2	2	2
	Door Bell 門鐘			1	1	1	1	1	1	1	1	1	1	1	1
		Switched Fuse Spur Unit for Cabinet Lighting 菲士蘇連開關掣供櫃燈		-	-	1	1	1	1	1	1	-	-	-	1
	Switch for Exhaust Fan 抽氣扇開關掣			1	1	1	1	1	1	1	1	1	1	2	2
	Switch for Electric Water Heater 電熱水爐開關掣			1	1	1	1	1	1	1	1	1	1	2	2
Switch for Exhaust Fan and Electric Water Heater 抽氣扇及電熱水爐開關掣			1	1	1	1	1	1	1	1	1	1	1	1	

Notes:

1. The numbers as shown in the above table denote the numbers provided.
2. The symbol " - " as shown in the above table denotes "Not Provided".
3. The symbol " / " as shown in the above table denotes "Not Applicable".

備註：

1. 上表顯示的數目代表提供的數量。
2. 上表 " - " 代表「不提供」。
3. 上表 " / " 代表「不適用」。

FITTINGS, FINISHES AND APPLIANCES

裝置、裝修物料及設備

Schedule of Mechanical and Electrical Provisions

機電裝置數量說明表

RV8 別墅RV8			G/F 地下		1/F 1樓			2/F 2樓			3/F 3樓		5/F - 6/F 5樓至6樓	
Location 位置	Exposed Type 外露型	Non-exposed Type 非外露型	A	B	A	B	C	A	B	C	A	B	A	B
Bedroom 3/ Family Room 睡房3/家庭室	Lighting Switch 燈掣		/	/	/	/	/	/	/	/	/	/	1	2
	Lighting Point 燈位		/	/	/	/	/	/	/	/	/	/	1	1
	Switched Twin Socket Outlet 雙頭插座連開關掣		/	/	/	/	/	/	/	/	/	/	2	2
	TV / FM Outlet 電視 / 電台天線插座		/	/	/	/	/	/	/	/	/	/	1	1
	Telephone Outlet 電話插座		/	/	/	/	/	/	/	/	/	/	1	1
	Data Point 網絡插座		/	/	/	/	/	/	/	/	/	/	1	1
	Switch for Air-conditioner 冷氣機開關掣		/	/	/	/	/	/	/	/	/	/	1	1

Notes :

1. The numbers as shown in the above table denote the numbers provided.
2. The symbol " - " as shown in the above table denotes "Not Provided".
3. The symbol " / " as shown in the above table denotes "Not Applicable".

備註：

1. 上表顯示的數目代表提供的數量。
2. 上表 " - " 代表「不提供」。
3. 上表 " / " 代表「不適用」。

FITTINGS, FINISHES AND APPLIANCES

裝置、裝修物料及設備

Schedule of Mechanical and Electrical Provisions

機電裝置數量說明表

RV8 別墅RV8			G/F 地下		1/F 1樓			2/F 2樓			3/F 3樓		5/F - 6/F 5樓至6樓	
Location 位置	Exposed Type 外露型	Non-exposed Type 非外露型	A	B	A	B	C	A	B	C	A	B	A	B
Master Bedroom 主人睡房	Lighting Switch 燈掣		3	3	3	3	3	3	3	3	3	3	3	3
	Lighting Point 燈位		5	3	1	2	1	1	2	1	1	1	3	3
	Switched Twin Socket Outlet 雙頭插座連開關掣		4	4	3	3	3	3	3	3	3	3	3	3
	TV / FM Outlet 電視 / 電台天線插座		1	1	1	1	1	1	1	1	1	1	1	1
	Telephone Outlet 電話插座		1	1	1	1	1	1	1	1	1	1	1	1
	Data Point 網絡插座		1	1	1	1	1	1	1	1	1	1	1	1
	Switch for Air-conditioner 冷氣機開關掣		1	1	1	1	1	1	1	1	1	1	1	1
	Switch for Exhaust Fan and Electric Water Heater 抽氣扇及電熱水爐開關掣		1	1	1	1	1	1	1	1	1	1	1	1
Junior Suite 2 小型套房2	Lighting Switch 燈掣		2	2	/	/	/	/	/	/	/	/	/	/
	Lighting Point 燈位		1	1	/	/	/	/	/	/	/	/	/	/
	Switched Single Socket Outlet 單頭插座連開關掣		1	1	/	/	/	/	/	/	/	/	/	/
	Switched Twin Socket Outlet 雙頭插座連開關掣		1	1	/	/	/	/	/	/	/	/	/	/
	TV / FM Outlet 電視 / 電台天線插座		1	1	/	/	/	/	/	/	/	/	/	/
	Telephone Outlet 電話插座		1	1	/	/	/	/	/	/	/	/	/	/
	Data Point 網絡插座		1	1	/	/	/	/	/	/	/	/	/	/
	Switch for Air-conditioner 冷氣機開關掣		1	1	/	/	/	/	/	/	/	/	/	/
	Switch for Exhaust Fan and Electric Water Heater 抽氣扇及電熱水爐開關掣		1	1	/	/	/	/	/	/	/	/	/	/

Notes :

1. The numbers as shown in the above table denote the numbers provided.
2. The symbol " - " as shown in the above table denotes "Not Provided".
3. The symbol " / " as shown in the above table denotes "Not Applicable".

備註 :

1. 上表顯示的數目代表提供的數量。
2. 上表 " - " 代表「不提供」。
3. 上表 " / " 代表「不適用」。

FITTINGS, FINISHES AND APPLIANCES

裝置、裝修物料及設備

Schedule of Mechanical and Electrical Provisions

機電裝置數量說明表

RV8 別墅RV8			G/F 地下		1/F 1樓			2/F 2樓			3/F 3樓		5/F - 6/F 5樓至6樓	
Location 位置	Exposed Type 外露型	Non-exposed Type 非外露型	A	B	A	B	C	A	B	C	A	B	A	B
Bedroom 2 睡房2	Lighting Switch 燈掣		/	/	1	1	1	1	1	1	1	1	1	1
	Lighting Point 燈位		/	/	1	1	3	1	1	3	1	3	1	1
	Switched Twin Socket Outlet 雙頭插座連開關掣		/	/	2	2	2	2	2	2	2	2	2	2
	TV / FM Outlet 電視 / 電台天線插座		/	/	1	1	1	1	1	1	1	1	1	1
	Telephone Outlet 電話插座		/	/	1	1	1	1	1	1	1	1	1	1
	Data Point 網絡插座		/	/	1	1	1	1	1	1	1	1	1	1
	Switch for Air-conditioner 冷氣機開關掣		/	/	1	1	1	1	1	1	1	1	1	1
Bedroom 3 睡房3	Lighting Switch 燈掣		1	1	1	1	1	1	1	1	1	1	/	/
	Lighting Point 燈位		1	1	1	1	1	1	1	1	1	1	/	/
	Switched Twin Socket Outlet 雙頭插座連開關掣		2	2	2	2	2	2	2	2	2	2	/	/
	TV / FM Outlet 電視 / 電台天線插座		1	1	1	1	1	1	1	1	1	1	/	/
	Telephone Outlet 電話插座		1	1	1	1	1	1	1	1	1	1	/	/
	Data Point 網絡插座		1	1	1	1	1	1	1	1	1	1	/	/
	Switch for Air-conditioner 冷氣機開關掣		1	1	1	1	1	1	1	1	1	1	/	/

Notes :

1. The numbers as shown in the above table denote the numbers provided.
2. The symbol " - " as shown in the above table denotes "Not Provided".
3. The symbol " / " as shown in the above table denotes "Not Applicable".

備註 :

1. 上表顯示的數目代表提供的數量。
2. 上表 " - " 代表「不提供」。
3. 上表 " / " 代表「不適用」。

FITTINGS, FINISHES AND APPLIANCES

裝置、裝修物料及設備

Schedule of Mechanical and Electrical Provisions

機電裝置數量說明表

RV8 別墅RV8			G/F 地下		1/F 1樓			2/F 2樓			3/F 3樓		5/F - 6/F 5樓至6樓	
Location 位置	Exposed Type 外露型	Non-exposed Type 非外露型	A	B	A	B	C	A	B	C	A	B	A	B
Bedroom 4 睡房4	Lighting Switch 燈掣		1	1	1	1	/	1	1	/	1	1	2	1
	Lighting Point 燈位		1	1	1	1	/	1	1	/	1	3	1	1
	Switched Twin Socket Outlet 雙頭插座連開關掣		2	2	2	2	/	2	2	/	2	2	3	2
	TV / FM Outlet 電視 / 電台天線插座		1	1	1	1	/	1	1	/	1	1	1	1
	Telephone Outlet 電話插座		1	1	1	1	/	1	1	/	1	1	1	1
	Data Point 網絡插座		1	1	1	1	/	1	1	/	1	1	1	1
	Switch for Air-conditioner 冷氣機開關掣		1	1	1	1	/	1	1	/	1	1	1	1
Bedroom 5 睡房5	Lighting Switch 燈掣		1	1	/	/	/	/	/	/	/	/	/	/
	Lighting Point 燈位		1	2	/	/	/	/	/	/	/	/	/	/
	Switched Twin Socket Outlet 雙頭插座連開關掣		2	2	/	/	/	/	/	/	/	/	/	/
	TV / FM Outlet 電視 / 電台天線插座		1	1	/	/	/	/	/	/	/	/	/	/
	Telephone Outlet 電話插座		1	1	/	/	/	/	/	/	/	/	/	/
	Data Point 網絡插座		1	1	/	/	/	/	/	/	/	/	/	/
	Switch for Air-conditioner 冷氣機開關掣		1	1	/	/	/	/	/	/	/	/	/	/

Notes :

1. The numbers as shown in the above table denote the numbers provided.
2. The symbol " - " as shown in the above table denotes "Not Provided".
3. The symbol " / " as shown in the above table denotes "Not Applicable".

備註 :

1. 上表顯示的數目代表提供的數量。
2. 上表 " - " 代表「不提供」。
3. 上表 " / " 代表「不適用」。

FITTINGS, FINISHES AND APPLIANCES

裝置、裝修物料及設備

Schedule of Mechanical and Electrical Provisions

機電裝置數量說明表

RV8 別墅RV8			G/F 地下		1/F 1樓			2/F 2樓			3/F 3樓		5/F - 6/F 5樓至6樓		
Location 位置	Exposed Type 外露型	Non-exposed Type 非外露型	A	B	A	B	C	A	B	C	A	B	A	B	
Powder Room 化妝室	Lighting Point 燈位		/	/	/	/	/	/	/	/	/	/	2	2	
	Single Socket Outlet (in Cabinet) 單頭插座(於櫃內)		/	/	/	/	/	/	/	/	/	/	1	1	
		Switched Fuse Spur Unit for Cabinet Lighting 菲士蘇連開關掣供櫃燈	/	/	/	/	/	/	/	/	/	/	/	1	1
		Switched Fuse Spur Unit for Exhaust Fan 菲士蘇連開關掣供抽氣扇	/	/	/	/	/	/	/	/	/	/	/	1	1

Notes :

1. The numbers as shown in the above table denote the numbers provided.
2. The symbol " - " as shown in the above table denotes "Not Provided".
3. The symbol " / " as shown in the above table denotes "Not Applicable".

備註 :

1. 上表顯示的數目代表提供的數量。
2. 上表 " - " 代表「不提供」。
3. 上表 " / " 代表「不適用」。

FITTINGS, FINISHES AND APPLIANCES

裝置、裝修物料及設備

Schedule of Mechanical and Electrical Provisions

機電裝置數量說明表

RV8 別墅RV8			G/F 地下		1/F 1樓			2/F 2樓			3/F 3樓		5/F - 6/F 5樓至6樓	
Location 位置	Exposed Type 外露型	Non-exposed Type 非外露型	A	B	A	B	C	A	B	C	A	B	A	B
Store 儲物房	Lighting Switch 燈掣		/	/	/	/	1	/	/	1	/	/	/	1
	Lighting Point 燈位		/	/	/	/	1	/	/	1	/	/	/	1
	Switched Twin Socket Outlet 雙頭插座連開關掣		/	/	/	/	1	/	/	1	/	/	/	1
	Switch for Air-conditioner 冷氣機開關掣		/	/	/	/	1	/	/	1	/	/	/	-
	Telephone Outlet 電話插座		/	/	/	/	-	/	/	-	/	/	/	1
	TV / FM Outlet 電視/電台天線插座		/	/	/	/	1	/	/	1	/	/	/	-
	Junction Box 電訊線路過路箱		/	/	/	/	1	/	/	1	/	/	/	-
Utility Room (with Lavatory) 工作間 (連洗手間)	Lighting Switch 燈掣		1	1	1	1	1	1	1	1	1	1	1	1
	Lighting Point 燈位		2	2	3	2	2	3	2	2	2	2	2	2
	Switched Single Socket Outlet 單頭插座連開關掣		1	1	1	1	1	1	1	1	1	1	1	1
	Switch for Exhaust Fan and Electric Water Heater 抽氣扇及電熱水爐開關掣		1	1	1	1	1	1	1	1	1	1	1	1
	Switch for Air-conditioner 冷氣機開關掣		1	1	1	1	1	1	1	1	1	1	1	1
	Distribution Board 配電箱		1	1	1	1	1	1	1	1	1	1	1	1
		Switched Fuse Spur Unit for Exhaust Fan 菲士蘇連開關掣供抽氣扇		1	1	1	1	1	1	1	1	1	1	1

Notes :

1. The numbers as shown in the above table denote the numbers provided.
2. The symbol " - " as shown in the above table denotes "Not Provided".
3. The symbol " / " as shown in the above table denotes "Not Applicable".

備註 :

1. 上表顯示的數目代表提供的數量。
2. 上表 " - " 代表「不提供」。
3. 上表 " / " 代表「不適用」。

FITTINGS, FINISHES AND APPLIANCES

裝置、裝修物料及設備

Schedule of Mechanical and Electrical Provisions

機電裝置數量說明表

RV8 別墅RV8			G/F 地下		1/F 1樓			2/F 2樓			3/F 3樓		5/F - 6/F 5樓至6樓		
Location 位置	Exposed Type 外露型	Non-exposed Type 非外露型	A	B	A	B	C	A	B	C	A	B	A	B	
Kitchen 廚房	Lighting Switch 燈掣		1	1	-	-	-	-	-	-	-	-	1	1	
	Lighting Point 燈位		4	3	3	3	3	3	3	3	3	3	3	3	
	Switched Twin Socket Outlet 雙頭插座連開關掣		2	2	2	2	2	2	2	2	2	2	2	2	
	Switched Twin Socket Outlet (in Kitchen Cabinet) 雙頭插座連開關掣(於廚櫃內)		1	1	1	1	1	1	1	1	1	1	1	1	
	LAN Port Faceplate (in Kitchen Cabinet) 區域網路端口面板(於廚櫃內)		2	2	2	2	2	2	2	2	2	2	2	2	
	Data Point (in Kitchen Cabinet) 網絡插座(於廚櫃內)		1	1	1	1	1	1	1	1	1	1	1	1	
	Door Bell 門鐘		1	1	1	1	1	1	1	1	1	1	1	1	
		Switched Single Socket Outlet for Refrigerator 單頭插座連開關掣供雪櫃		1	1	1	1	1	1	1	1	1	1	1	1
		Switched Single Socket Outlet for Washer Dryer 單頭插座連開關掣供洗衣乾衣機		1	1	1	1	1	1	1	1	1	1	1	1
		Washer Dryer Connection Point 洗衣乾衣機接駁點		1	1	1	1	1	1	1	1	1	1	1	1
		Switched Single Socket Outlet for Steam Oven 單頭插座連開關掣供蒸爐		1	1	1	1	1	1	1	1	1	1	1	1
		Switched Single Socket Outlet for Gas Hob 單頭插座連開關掣供煤氣爐		2	2	2	2	2	2	2	2	2	2	2	2
		Switched Single Socket Outlet for Cooker Hood 單頭插座連開關掣供抽油煙機		1	1	1	1	1	1	1	1	1	1	1	1
		Connection Unit for Induction Hob 供電磁爐用的插線座		1	1	1	1	1	1	1	1	1	1	1	1
		Switched Fuse Spur Unit for Exhaust Fan 菲士蘇連開關掣供抽氣扇		1	1	1	1	1	1	1	1	1	1	1	1
		Switch for Induction Hob 電磁爐開關掣		1	1	1	1	1	1	1	1	1	1	1	1
	Switched Fuse Spur Unit for Kitchen Cabinet Lighting 菲士蘇連開關掣供廚櫃燈		1	1	1	1	1	1	1	1	1	1	1	1	
	Switch for Combi Microwave Oven 微波焗爐開關掣		1	1	1	1	1	1	1	1	1	1	1	1	
	Connection Unit for Combi Microwave Oven 供微波焗爐用的插線座		1	1	1	1	1	1	1	1	1	1	1	1	

Notes :

1. The numbers as shown in the above table denote the numbers provided.
2. The symbol " - " as shown in the above table denotes "Not Provided".
3. The symbol " / " as shown in the above table denotes "Not Applicable".

備註 :

1. 上表顯示的數目代表提供的數量。
2. 上表 " - " 代表「不提供」。
3. 上表 " / " 代表「不適用」。

FITTINGS, FINISHES AND APPLIANCES

裝置、裝修物料及設備

Schedule of Mechanical and Electrical Provisions

機電裝置數量說明表

RV8 別墅RV8			G/F 地下		1/F 1樓			2/F 2樓			3/F 3樓		5/F - 6/F 5樓至6樓		
Location 位置	Exposed Type 外露型	Non-exposed Type 非外露型	A	B	A	B	C	A	B	C	A	B	A	B	
Master Bathroom 主人浴室	Lighting Point 燈位		9	9	5	5	5	5	5	5	5	5	8	8	
	Single Socket Outlet (in Cabinet) 單頭插座(於櫃內)		2	2	1	1	1	1	1	1	1	1	2	2	
		Switched Fuse Spur Unit for Exhaust Fan 菲士蘇連開關掣供抽氣扇	1	1	1	1	1	1	1	1	1	1	1	1	1
		Switched Fuse Spur Unit for Cabinet Lighting 菲士蘇連開關掣供櫃燈	1	1	1	1	1	1	1	1	1	1	1	1	1
		Switched Fuse Spur Unit for Motorized Roller 菲士蘇連開關掣供電動窗簾	-	-	-	-	-	-	-	-	-	-	1	1	
Bathroom 浴室	Lighting Point 燈位		/	/	/	/	/	/	/	/	/	/	5	/	
	Single Socket Outlet (in Cabinet) 單頭插座(於櫃內)		/	/	/	/	/	/	/	/	/	/	1	/	
		Switched Fuse Spur Unit for Exhaust Fan 菲士蘇連開關掣供抽氣扇	/	/	/	/	/	/	/	/	/	/	1	/	
		Switched Fuse Spur Unit for Cabinet Lighting 菲士蘇連開關掣供櫃燈	/	/	/	/	/	/	/	/	/	/	1	/	

Notes :

1. The numbers as shown in the above table denote the numbers provided.
2. The symbol " - " as shown in the above table denotes "Not Provided".
3. The symbol " / " as shown in the above table denotes "Not Applicable".

備註 :

1. 上表顯示的數目代表提供的數量。
2. 上表 " - " 代表「不提供」。
3. 上表 " / " 代表「不適用」。

FITTINGS, FINISHES AND APPLIANCES

裝置、裝修物料及設備

Schedule of Mechanical and Electrical Provisions

機電裝置數量說明表

RV8 別墅RV8			G/F 地下		1/F 1樓			2/F 2樓			3/F 3樓		5/F - 6/F 5樓至6樓	
Location 位置	Exposed Type 外露型	Non-exposed Type 非外露型	A	B	A	B	C	A	B	C	A	B	A	B
Bathroom 2 浴室2	Lighting Point 燈位		5	5	5	5	5	5	5	5	5	/	5	5
	Single Socket Outlet (in Cabinet) 單頭插座(於櫃內)		1	1	1	1	1	1	1	1	1	/	1	1
		Switched Fuse Spur Unit for Exhaust Fan 菲士蘇連開關掣供抽氣扇	1	1	1	1	1	1	1	1	1	/	1	1
		Switched Fuse Spur Unit for Cabinet Lighting 菲士蘇連開關掣供櫃燈	1	1	1	1	1	1	1	1	1	/	1	1
Bathroom 3 浴室3	Lighting Point 燈位		5	5	/	/	/	/	/	/	/	/	/	/
	Single Socket Outlet (in Cabinet) 單頭插座(於櫃內)		1	1	/	/	/	/	/	/	/	/	/	/
		Switched Fuse Spur Unit for Exhaust Fan 菲士蘇連開關掣供抽氣扇	1	1	/	/	/	/	/	/	/	/	/	/
		Switched Fuse Spur Unit for Cabinet Lighting 菲士蘇連開關掣供櫃燈	1	1	/	/	/	/	/	/	/	/	/	/

Notes :

1. The numbers as shown in the above table denote the numbers provided.
2. The symbol " - " as shown in the above table denotes "Not Provided".
3. The symbol " / " as shown in the above table denotes "Not Applicable".

備註 :

1. 上表顯示的數目代表提供的數量。
2. 上表 " - " 代表「不提供」。
3. 上表 " / " 代表「不適用」。

FITTINGS, FINISHES AND APPLIANCES

裝置、裝修物料及設備

Schedule of Mechanical and Electrical Provisions

機電裝置數量說明表

RV8 別墅RV8			G/F 地下		1/F 1樓			2/F 2樓			3/F 3樓		5/F - 6/F 5樓至6樓	
Location 位置	Exposed Type 外露型	Non-exposed Type 非外露型	A	B	A	B	C	A	B	C	A	B	A	B
Balcony 露台	Lighting Point 燈位		/	/	1	1	1	1	1	1	1	1	1	1
Utility Platform 工作平台	Lighting Point 燈位		/	/	1	1	1	1	1	1	1	1	/	/
Garden 花園	Lighting Point 燈位		7	8	/	/	/	/	/	/	/	/	/	/
	Single Waterproof Socket Outlet 單頭防水插座		4	4	/	/	/	/	/	/	/	/	/	/
Flat Roof 平台	Lighting Point 燈位		/	/	/	/	/	/	/	/	/	/	3	3
	Single Waterproof Socket Outlet 單頭防水插座		/	/	/	/	/	/	/	/	/	/	2	2
Roof 天台	Lighting Point 燈位		/	/	/	/	/	/	/	/	/	/	/	7
	Single Waterproof Socket Outlet 單頭防水插座		/	/	/	/	/	/	/	/	/	/	/	2

Notes :

1. The numbers as shown in the above table denote the numbers provided.
2. The symbol " - " as shown in the above table denotes "Not Provided".
3. The symbol " / " as shown in the above table denotes "Not Applicable".

備註：

1. 上表顯示的數目代表提供的數量。
2. 上表 " - " 代表「不提供」。
3. 上表 " / " 代表「不適用」。

FITTINGS, FINISHES AND APPLIANCES

裝置、裝修物料及設備

Schedule of Mechanical and Electrical Provisions

機電裝置數量說明表

RV9 別墅RV9			G/F 地下		1/F 1樓			2/F 2樓			3/F 3樓		5/F - 6/F 5樓至6樓		
Location 位置	Exposed Type 外露型	Non-exposed Type 非外露型	A	B	A	B	C	A	B	C	A	B	A	B	
Main Entrance 大門入口	Door Bell Button 門鐘掣		1	1	1	1	1	1	1	1	1	1	1	1	
Living Room and Dining Room 客廳及飯廳	Lighting Switch 燈掣		8	8	5	5	5	5	5	5	8	8	11	11	
	Lighting Point 燈位		10	6	6	3	6	6	3	9	7	6	16	16	
	Switched Single Socket Outlet 單頭插座連開關掣		-	-	-	-	-	-	-	-	-	-	-	1	
	Switched Twin Socket Outlet 雙頭插座連開關掣		4	3	4	5	4	4	5	4	5	4	3	4	
	TV / FM Outlet 電視 / 電台天線插座		2	2	2	2	2	2	2	2	2	2	2	2	
	Telephone Outlet 電話插座		1	1	1	1	1	1	1	1	2	2	2	2	
	Switch for Air-conditioner 冷氣機開關掣		1	2	2	2	2	1	2	1	2	2	2	2	
		Switch for Air-conditioner 冷氣機開關掣		1	-	-	-	-	1	-	1	-	-	-	-
	Door Phone 門口對講機			1	1	1	1	1	1	1	1	1	1	1	1
	Data Point 網絡插座			2	2	2	2	2	2	2	2	2	2	2	2
	Door Bell 門鐘			1	1	1	1	1	1	1	1	1	1	1	1
		Switched Fuse Spur Unit for Cabinet Lighting 菲士蘇連開關掣供櫃燈		-	-	1	1	1	1	1	1	-	-	-	1
	Switch for Exhaust Fan 抽氣扇開關掣			1	1	1	1	1	1	1	1	1	1	2	2
	Switch for Electric Water Heater 電熱水爐開關掣			1	1	1	1	1	1	1	1	1	1	2	2
Switch for Exhaust Fan and Electric Water Heater 抽氣扇及電熱水爐開關掣			1	1	1	1	1	1	1	1	1	1	1	1	

Notes:

1. The numbers as shown in the above table denote the numbers provided.
2. The symbol " - " as shown in the above table denotes "Not Provided".
3. The symbol " / " as shown in the above table denotes "Not Applicable".

備註：

1. 上表顯示的數目代表提供的數量。
2. 上表 " - " 代表「不提供」。
3. 上表 " / " 代表「不適用」。

FITTINGS, FINISHES AND APPLIANCES

裝置、裝修物料及設備

Schedule of Mechanical and Electrical Provisions

機電裝置數量說明表

RV9 別墅RV9			G/F 地下		1/F 1樓			2/F 2樓			3/F 3樓		5/F - 6/F 5樓至6樓	
Location 位置	Exposed Type 外露型	Non-exposed Type 非外露型	A	B	A	B	C	A	B	C	A	B	A	B
Bedroom 3/ Family Room 睡房3/家庭室	Lighting Switch 燈掣		/	/	/	/	/	/	/	/	/	/	1	2
	Lighting Point 燈位		/	/	/	/	/	/	/	/	/	/	1	1
	Switched Twin Socket Outlet 雙頭插座連開關掣		/	/	/	/	/	/	/	/	/	/	2	2
	TV / FM Outlet 電視 / 電台天線插座		/	/	/	/	/	/	/	/	/	/	1	1
	Telephone Outlet 電話插座		/	/	/	/	/	/	/	/	/	/	1	1
	Data Point 網絡插座		/	/	/	/	/	/	/	/	/	/	1	1
	Switch for Air-conditioner 冷氣機開關掣		/	/	/	/	/	/	/	/	/	/	1	1

Notes :

1. The numbers as shown in the above table denote the numbers provided.
2. The symbol " - " as shown in the above table denotes "Not Provided".
3. The symbol " / " as shown in the above table denotes "Not Applicable".

備註 :

1. 上表顯示的數目代表提供的數量。
2. 上表 " - " 代表「不提供」。
3. 上表 " / " 代表「不適用」。

FITTINGS, FINISHES AND APPLIANCES

裝置、裝修物料及設備

Schedule of Mechanical and Electrical Provisions

機電裝置數量說明表

RV9 別墅RV9			G/F 地下		1/F 1樓			2/F 2樓			3/F 3樓		5/F - 6/F 5樓至6樓	
Location 位置	Exposed Type 外露型	Non-exposed Type 非外露型	A	B	A	B	C	A	B	C	A	B	A	B
Master Bedroom 主人睡房	Lighting Switch 燈掣		3	3	3	3	3	3	3	3	3	3	3	3
	Lighting Point 燈位		5	3	1	2	1	1	2	1	1	1	3	3
	Switched Twin Socket Outlet 雙頭插座連開關掣		4	4	3	3	3	3	3	3	3	3	3	3
	TV / FM Outlet 電視 / 電台天線插座		1	1	1	1	1	1	1	1	1	1	1	1
	Telephone Outlet 電話插座		1	1	1	1	1	1	1	1	1	1	1	1
	Data Point 網絡插座		1	1	1	1	1	1	1	1	1	1	1	1
	Switch for Air-conditioner 冷氣機開關掣		1	1	1	1	1	1	1	1	1	1	1	1
	Switch for Exhaust Fan and Electric Water Heater 抽氣扇及電熱水爐開關掣		1	1	1	1	1	1	1	1	1	1	1	1
Junior Suite 2 小型套房2	Lighting Switch 燈掣		2	2	/	/	/	/	/	/	/	/	/	/
	Lighting Point 燈位		1	1	/	/	/	/	/	/	/	/	/	/
	Switched Single Socket Outlet 單頭插座連開關掣		1	1	/	/	/	/	/	/	/	/	/	/
	Switched Twin Socket Outlet 雙頭插座連開關掣		1	1	/	/	/	/	/	/	/	/	/	/
	TV / FM Outlet 電視 / 電台天線插座		1	1	/	/	/	/	/	/	/	/	/	/
	Telephone Outlet 電話插座		1	1	/	/	/	/	/	/	/	/	/	/
	Data Point 網絡插座		1	1	/	/	/	/	/	/	/	/	/	/
	Switch for Air-conditioner 冷氣機開關掣		1	1	/	/	/	/	/	/	/	/	/	/
Switch for Exhaust Fan and Electric Water Heater 抽氣扇及電熱水爐開關掣		1	1	/	/	/	/	/	/	/	/	/	/	

Notes :

1. The numbers as shown in the above table denote the numbers provided.
2. The symbol " - " as shown in the above table denotes "Not Provided".
3. The symbol " / " as shown in the above table denotes "Not Applicable".

備註 :

1. 上表顯示的數目代表提供的數量。
2. 上表 " - " 代表「不提供」。
3. 上表 " / " 代表「不適用」。

FITTINGS, FINISHES AND APPLIANCES

裝置、裝修物料及設備

Schedule of Mechanical and Electrical Provisions

機電裝置數量說明表

RV9 別墅RV9			G/F 地下		1/F 1樓			2/F 2樓			3/F 3樓		5/F - 6/F 5樓至6樓	
Location 位置	Exposed Type 外露型	Non-exposed Type 非外露型	A	B	A	B	C	A	B	C	A	B	A	B
Bedroom 2 睡房2	Lighting Switch 燈掣		/	/	1	1	1	1	1	1	1	1	1	1
	Lighting Point 燈位		/	/	1	1	3	1	1	3	1	3	1	1
	Switched Twin Socket Outlet 雙頭插座連開關掣		/	/	2	2	2	2	2	2	2	2	2	2
	TV / FM Outlet 電視 / 電台天線插座		/	/	1	1	1	1	1	1	1	1	1	1
	Telephone Outlet 電話插座		/	/	1	1	1	1	1	1	1	1	1	1
	Data Point 網絡插座		/	/	1	1	1	1	1	1	1	1	1	1
	Switch for Air-conditioner 冷氣機開關掣		/	/	1	1	1	1	1	1	1	1	1	1
Bedroom 3 睡房3	Lighting Switch 燈掣		1	1	1	1	1	1	1	1	1	1	/	/
	Lighting Point 燈位		1	1	1	1	1	1	1	1	1	1	/	/
	Switched Twin Socket Outlet 雙頭插座連開關掣		2	2	2	2	2	2	2	2	2	2	/	/
	TV / FM Outlet 電視 / 電台天線插座		1	1	1	1	1	1	1	1	1	1	/	/
	Telephone Outlet 電話插座		1	1	1	1	1	1	1	1	1	1	/	/
	Data Point 網絡插座		1	1	1	1	1	1	1	1	1	1	/	/
	Switch for Air-conditioner 冷氣機開關掣		1	1	1	1	1	1	1	1	1	1	/	/

Notes :

1. The numbers as shown in the above table denote the numbers provided.
2. The symbol " - " as shown in the above table denotes "Not Provided".
3. The symbol " / " as shown in the above table denotes "Not Applicable".

備註 :

1. 上表顯示的數目代表提供的數量。
2. 上表 " - " 代表「不提供」。
3. 上表 " / " 代表「不適用」。

FITTINGS, FINISHES AND APPLIANCES

裝置、裝修物料及設備

Schedule of Mechanical and Electrical Provisions

機電裝置數量說明表

RV9 別墅RV9			G/F 地下		1/F 1樓			2/F 2樓			3/F 3樓		5/F - 6/F 5樓至6樓	
Location 位置	Exposed Type 外露型	Non-exposed Type 非外露型	A	B	A	B	C	A	B	C	A	B	A	B
Bedroom 4 睡房4	Lighting Switch 燈掣		1	1	1	1	/	1	1	/	1	1	2	1
	Lighting Point 燈位		1	1	1	1	/	1	1	/	1	3	1	1
	Switched Twin Socket Outlet 雙頭插座連開關掣		2	2	2	2	/	2	2	/	2	2	3	2
	TV / FM Outlet 電視 / 電台天線插座		1	1	1	1	/	1	1	/	1	1	1	1
	Telephone Outlet 電話插座		1	1	1	1	/	1	1	/	1	1	1	1
	Data Point 網絡插座		1	1	1	1	/	1	1	/	1	1	1	1
	Switch for Air-conditioner 冷氣機開關掣		1	1	1	1	/	1	1	/	1	1	1	1
Bedroom 5 睡房5	Lighting Switch 燈掣		1	1	/	/	/	/	/	/	/	/	/	/
	Lighting Point 燈位		1	2	/	/	/	/	/	/	/	/	/	/
	Switched Twin Socket Outlet 雙頭插座連開關掣		2	2	/	/	/	/	/	/	/	/	/	/
	TV / FM Outlet 電視 / 電台天線插座		1	1	/	/	/	/	/	/	/	/	/	/
	Telephone Outlet 電話插座		1	1	/	/	/	/	/	/	/	/	/	/
	Data Point 網絡插座		1	1	/	/	/	/	/	/	/	/	/	/
	Switch for Air-conditioner 冷氣機開關掣		1	1	/	/	/	/	/	/	/	/	/	/

Notes :

1. The numbers as shown in the above table denote the numbers provided.
2. The symbol " - " as shown in the above table denotes "Not Provided".
3. The symbol " / " as shown in the above table denotes "Not Applicable".

備註 :

1. 上表顯示的數目代表提供的數量。
2. 上表 " - " 代表「不提供」。
3. 上表 " / " 代表「不適用」。

FITTINGS, FINISHES AND APPLIANCES

裝置、裝修物料及設備

Schedule of Mechanical and Electrical Provisions

機電裝置數量說明表

RV9 別墅RV9			G/F 地下		1/F 1樓			2/F 2樓			3/F 3樓		5/F - 6/F 5樓至6樓		
Location 位置	Exposed Type 外露型	Non-exposed Type 非外露型	A	B	A	B	C	A	B	C	A	B	A	B	
Powder Room 化妝室	Lighting Point 燈位		/	/	/	/	/	/	/	/	/	/	2	2	
	Single Socket Outlet (in Cabinet) 單頭插座(於櫃內)		/	/	/	/	/	/	/	/	/	/	1	1	
		Switched Fuse Spur Unit for Cabinet Lighting 菲士蘇連開關掣供櫃燈	/	/	/	/	/	/	/	/	/	/	/	1	1
		Switched Fuse Spur Unit for Exhaust Fan 菲士蘇連開關掣供抽氣扇	/	/	/	/	/	/	/	/	/	/	/	1	1

Notes :

1. The numbers as shown in the above table denote the numbers provided.
2. The symbol " - " as shown in the above table denotes "Not Provided".
3. The symbol " / " as shown in the above table denotes "Not Applicable".

備註：

1. 上表顯示的數目代表提供的數量。
2. 上表 " - " 代表「不提供」。
3. 上表 " / " 代表「不適用」。

FITTINGS, FINISHES AND APPLIANCES

裝置、裝修物料及設備

Schedule of Mechanical and Electrical Provisions

機電裝置數量說明表

RV9 別墅RV9			G/F 地下		1/F 1樓			2/F 2樓			3/F 3樓		5/F - 6/F 5樓至6樓	
Location 位置	Exposed Type 外露型	Non-exposed Type 非外露型	A	B	A	B	C	A	B	C	A	B	A	B
Store 儲物房	Lighting Switch 燈掣		/	/	/	/	1	/	/	1	/	/	/	1
	Lighting Point 燈位		/	/	/	/	1	/	/	1	/	/	/	1
	Switched Twin Socket Outlet 雙頭插座連開關掣		/	/	/	/	1	/	/	1	/	/	/	1
	Switch for Air-conditioner 冷氣機開關掣		/	/	/	/	1	/	/	1	/	/	/	-
	Telephone Outlet 電話插座		/	/	/	/	-	/	/	-	/	/	/	1
	TV / FM Outlet 電視/電台天線插座		/	/	/	/	1	/	/	1	/	/	/	-
	Junction Box 電訊線路過路箱		/	/	/	/	1	/	/	1	/	/	/	-
Utility Room (with Lavatory) 工作間 (連洗手間)	Lighting Switch 燈掣		1	1	1	1	1	1	1	1	1	1	1	1
	Lighting Point 燈位		2	2	3	2	2	3	2	2	2	2	2	2
	Switched Single Socket Outlet 單頭插座連開關掣		1	1	1	1	1	1	1	1	1	1	1	1
	Switch for Exhaust Fan and Electric Water Heater 抽氣扇及電熱水爐開關掣		1	1	1	1	1	1	1	1	1	1	1	1
	Switch for Air-conditioner 冷氣機開關掣		1	1	1	1	1	1	1	1	1	1	1	1
	Distribution Board 配電箱		1	1	1	1	1	1	1	1	1	1	1	1
		Switched Fuse Spur Unit for Exhaust Fan 菲士蘇連開關掣供抽氣扇		1	1	1	1	1	1	1	1	1	1	1

Notes :

1. The numbers as shown in the above table denote the numbers provided.
2. The symbol " - " as shown in the above table denotes "Not Provided".
3. The symbol " / " as shown in the above table denotes "Not Applicable".

備註 :

1. 上表顯示的數目代表提供的數量。
2. 上表 " - " 代表「不提供」。
3. 上表 " / " 代表「不適用」。

FITTINGS, FINISHES AND APPLIANCES

裝置、裝修物料及設備

Schedule of Mechanical and Electrical Provisions

機電裝置數量說明表

RV9 別墅RV9			G/F 地下		1/F 1樓			2/F 2樓			3/F 3樓		5/F - 6/F 5樓至6樓		
Location 位置	Exposed Type 外露型	Non-exposed Type 非外露型	A	B	A	B	C	A	B	C	A	B	A	B	
Kitchen 廚房	Lighting Switch 燈掣		1	1	-	-	-	-	-	-	-	-	1	1	
	Lighting Point 燈位		4	3	3	3	3	3	3	3	3	3	3	3	
	Switched Twin Socket Outlet 雙頭插座連開關掣		2	2	2	2	2	2	2	2	2	2	2	2	
	Switched Twin Socket Outlet (in Kitchen Cabinet) 雙頭插座連開關掣(於廚櫃內)		1	1	1	1	1	1	1	1	1	1	1	1	
	LAN Port Faceplate (in Kitchen Cabinet) 區域網路端口面板(於廚櫃內)		2	2	2	2	2	2	2	2	2	2	2	2	
	Data Point (in Kitchen Cabinet) 網絡插座(於廚櫃內)		1	1	1	1	1	1	1	1	1	1	1	1	1
	Door Bell 門鐘		1	1	1	1	1	1	1	1	1	1	1	1	1
		Switched Single Socket Outlet for Refrigerator 單頭插座連開關掣供雪櫃		1	1	1	1	1	1	1	1	1	1	1	1
		Switched Single Socket Outlet for Washer Dryer 單頭插座連開關掣供洗衣乾衣機		1	1	1	1	1	1	1	1	1	1	1	1
		Washer Dryer Connection Point 洗衣乾衣機接駁點		1	1	1	1	1	1	1	1	1	1	1	1
		Switched Single Socket Outlet for Steam Oven 單頭插座連開關掣供蒸爐		1	1	1	1	1	1	1	1	1	1	1	1
		Switched Single Socket Outlet for Gas Hob 單頭插座連開關掣供煤氣爐		2	2	2	2	2	2	2	2	2	2	2	2
		Switched Single Socket Outlet for Cooker Hood 單頭插座連開關掣供抽油煙機		1	1	1	1	1	1	1	1	1	1	1	1
		Connection Unit for Induction Hob 供電磁爐用的插線座		1	1	1	1	1	1	1	1	1	1	1	1
		Switched Fuse Spur Unit for Exhaust Fan 菲士蘇連開關掣供抽氣扇		1	1	1	1	1	1	1	1	1	1	1	1
		Switch for Induction Hob 電磁爐開關掣		1	1	1	1	1	1	1	1	1	1	1	1
	Switched Fuse Spur Unit for Kitchen Cabinet Lighting 菲士蘇連開關掣供廚櫃燈		1	1	1	1	1	1	1	1	1	1	1	1	
	Switch for Combi Microwave Oven 微波焗爐開關掣		1	1	1	1	1	1	1	1	1	1	1	1	
	Connection Unit for Combi Microwave Oven 供微波焗爐用的插線座		1	1	1	1	1	1	1	1	1	1	1	1	

Notes :

1. The numbers as shown in the above table denote the numbers provided.
2. The symbol " - " as shown in the above table denotes "Not Provided".
3. The symbol " / " as shown in the above table denotes "Not Applicable".

備註 :

1. 上表顯示的數目代表提供的數量。
2. 上表 " - " 代表「不提供」。
3. 上表 " / " 代表「不適用」。

FITTINGS, FINISHES AND APPLIANCES

裝置、裝修物料及設備

Schedule of Mechanical and Electrical Provisions

機電裝置數量說明表

RV9 別墅RV9			G/F 地下		1/F 1樓			2/F 2樓			3/F 3樓		5/F - 6/F 5樓至6樓		
Location 位置	Exposed Type 外露型	Non-exposed Type 非外露型	A	B	A	B	C	A	B	C	A	B	A	B	
Master Bathroom 主人浴室	Lighting Point 燈位		9	9	5	5	5	5	5	5	5	5	8	8	
	Single Socket Outlet (in Cabinet) 單頭插座(於櫃內)		2	2	1	1	1	1	1	1	1	1	2	2	
		Switched Fuse Spur Unit for Exhaust Fan 菲士蘇連開關掣供抽氣扇	1	1	1	1	1	1	1	1	1	1	1	1	1
		Switched Fuse Spur Unit for Cabinet Lighting 菲士蘇連開關掣供櫃燈	1	1	1	1	1	1	1	1	1	1	1	1	1
		Switched Fuse Spur Unit for Motorized Roller 菲士蘇連開關掣供電動窗簾	-	-	-	-	-	-	-	-	-	-	1	1	
Bathroom 浴室	Lighting Point 燈位		/	/	/	/	/	/	/	/	/	/	5	/	
	Single Socket Outlet (in Cabinet) 單頭插座(於櫃內)		/	/	/	/	/	/	/	/	/	/	1	/	
		Switched Fuse Spur Unit for Exhaust Fan 菲士蘇連開關掣供抽氣扇	/	/	/	/	/	/	/	/	/	/	1	/	
		Switched Fuse Spur Unit for Cabinet Lighting 菲士蘇連開關掣供櫃燈	/	/	/	/	/	/	/	/	/	/	1	/	

Notes :

1. The numbers as shown in the above table denote the numbers provided.
2. The symbol " - " as shown in the above table denotes "Not Provided".
3. The symbol " / " as shown in the above table denotes "Not Applicable".

備註 :

1. 上表顯示的數目代表提供的數量。
2. 上表 " - " 代表「不提供」。
3. 上表 " / " 代表「不適用」。

FITTINGS, FINISHES AND APPLIANCES

裝置、裝修物料及設備

Schedule of Mechanical and Electrical Provisions

機電裝置數量說明表

RV9 別墅RV9			G/F 地下		1/F 1樓			2/F 2樓			3/F 3樓		5/F - 6/F 5樓至6樓	
Location 位置	Exposed Type 外露型	Non-exposed Type 非外露型	A	B	A	B	C	A	B	C	A	B	A	B
Bathroom 2 浴室2	Lighting Point 燈位		5	5	5	5	5	5	5	5	5	/	5	5
	Single Socket Outlet (in Cabinet) 單頭插座(於櫃內)		1	1	1	1	1	1	1	1	1	/	1	1
		Switched Fuse Spur Unit for Exhaust Fan 菲士蘇連開關掣供抽氣扇	1	1	1	1	1	1	1	1	1	/	1	1
		Switched Fuse Spur Unit for Cabinet Lighting 菲士蘇連開關掣供櫃燈	1	1	1	1	1	1	1	1	1	/	1	1
Bathroom 3 浴室3	Lighting Point 燈位		5	5	/	/	/	/	/	/	/	/	/	/
	Single Socket Outlet (in Cabinet) 單頭插座(於櫃內)		1	1	/	/	/	/	/	/	/	/	/	/
		Switched Fuse Spur Unit for Exhaust Fan 菲士蘇連開關掣供抽氣扇	1	1	/	/	/	/	/	/	/	/	/	/
		Switched Fuse Spur Unit for Cabinet Lighting 菲士蘇連開關掣供櫃燈	1	1	/	/	/	/	/	/	/	/	/	/

Notes :

1. The numbers as shown in the above table denote the numbers provided.
2. The symbol " - " as shown in the above table denotes "Not Provided".
3. The symbol " / " as shown in the above table denotes "Not Applicable".

備註 :

1. 上表顯示的數目代表提供的數量。
2. 上表 " - " 代表「不提供」。
3. 上表 " / " 代表「不適用」。

FITTINGS, FINISHES AND APPLIANCES

裝置、裝修物料及設備

Schedule of Mechanical and Electrical Provisions

機電裝置數量說明表

RV9 別墅RV9			G/F 地下		1/F 1樓			2/F 2樓			3/F 3樓		5/F - 6/F 5樓至6樓	
Location 位置	Exposed Type 外露型	Non-exposed Type 非外露型	A	B	A	B	C	A	B	C	A	B	A	B
Balcony 露台	Lighting Point 燈位		/	/	1	1	1	1	1	1	1	1	1	1
Utility Platform 工作平台	Lighting Point 燈位		/	/	1	1	1	1	1	1	1	1	/	/
Garden 花園	Lighting Point 燈位		6	8	/	/	/	/	/	/	/	/	/	/
	Single Waterproof Socket Outlet 單頭防水插座		4	4	/	/	/	/	/	/	/	/	/	/
Flat Roof 平台	Lighting Point 燈位		/	/	/	/	/	/	/	/	3	3	10	8
	Single Waterproof Socket Outlet 單頭防水插座		/	/	/	/	/	/	/	/	2	2	5	4
Roof 天台	Lighting Point 燈位		/	/	/	/	/	/	/	/	/	/	7	7
	Single Waterproof Socket Outlet 單頭防水插座		/	/	/	/	/	/	/	/	/	/	2	2

Notes :

1. The numbers as shown in the above table denote the numbers provided.
2. The symbol " - " as shown in the above table denotes "Not Provided".
3. The symbol " / " as shown in the above table denotes "Not Applicable".

備註：

1. 上表顯示的數目代表提供的數量。
2. 上表 " - " 代表「不提供」。
3. 上表 " / " 代表「不適用」。

SERVICES AGREEMENTS

服務協議

Potable and flushing water is supplied by Water Supplies Department.

Electricity is supplied by CLP Power Hong Kong Limited.

Towngas is supplied by The Hong Kong and China Gas Company Limited.

食水及沖廁水由水務署供應。

電力由中華電力有限公司供應。

煤氣由香港中華煤氣有限公司供應。

GOVERNMENT RENT

地稅

The Vendor will pay/has paid (as the case may be) all outstanding Government rent in respect of the residential property up to and including the date of the Assignment of the residential property.

賣方將會繳付/已繳付（視情況而定）有關住宅物業之地稅直至包括住宅物業之買賣成交日期。

MISCELLANEOUS PAYMENTS BY PURCHASER

買方的雜項付款

- a) On the delivery of the vacant possession of the residential property to the purchaser, the purchaser is liable to reimburse the Vendor (Jet Group Limited) for the deposits for water, electricity and gas¹.
- b) On that delivery, the purchaser is not liable to pay to the Vendor (Jet Group Limited) a debris removal fee¹.
- c) The amount of deposits for water, electricity and gas and debris removal fee is yet to be ascertained at the date on which the sales brochure is printed.

Note:

1. The purchaser should pay to the Manager and not the Vendor of the Phase the deposits for public water and electricity meters and debris removal fee.

DEFECTS LIABILITY WARRANTY PERIOD

欠妥之處的保養責任期

Defects liability warranty period for the residential property and the fittings, finishes and appliances as provided in the agreement for sale and purchase is within six (6) months from the date of completion of the sale and purchase.

- a) 在向買方交付住宅物業在空置情況下的管有權時，買方須負責向賣方（國集有限公司）補還水、電力及氣體的按金¹。
- b) 在交付時，買方不須向賣方（國集有限公司）支付清理廢料的費用¹。
- c) 水、電力及氣體的按金及清理廢料的費用的款額於售樓說明書印製日期尚未決定。

備註：

1. 買方須向管理人而非期數賣方繳付公用水及電力錶按金及清理廢料的費用。

按買賣合約規定，住宅物業及其內裝置、裝修物料及設備之欠妥之處的保養責任期為住宅物業之成交日期起計為期六(6)個月內。

MAINTENANCE OF SLOPES
斜坡維修

Not Applicable

不適用

MODIFICATION 修訂

No application to the Government for a modification of the Land Grant for the Phase is underway.

本期數現時並沒有向政府提出申請修訂批地文件。

RELEVANT INFORMATION 有關資料

1. Noise mitigation measures

The following measures to mitigate road traffic noise impact from Wetland Park Road, will be provided in the Phase:

- a) Fixed glazing
- b) Fixed glazing with maintenance window - locked under normal circumstance and can be opened occasionally for cleaning or maintenance purpose only by a removable handle which is kept at the management office
- c) Acoustic windows (baffle type) - window with sliding panel behind an outer window
- d) Acoustic windows (baffle type) with MPA - window with sliding panel behind an outer window with micro-perforated absorber (MPA)
- e) Acoustic balcony – with solid parapet wall of minimum 1.2m high in 3 sides, depth of more than 1m and with sound absorption materials applied to the ceiling
- f) Enhanced acoustic balcony – 1.45m high solid parapet wall from finished floor level and sound absorptive materials at the ceiling of the balcony

Please refer to “Floor Plans of Residential Properties in the Phase” section of this Sales Brochure on pages AL01 to AL68 for details on the location of fixed glazing, fixed glazing with maintenance window, acoustic windows (baffle type), acoustic windows (baffle type) with MPA, acoustic balconies and enhanced acoustic balconies.

No owner shall alter, interfere with or remove, or permit or suffered to be altered, interfered with or removed any fixed glazing (if any), fixed glazing with maintenance window (if any), acoustic windows (baffle type) (if any), acoustic windows (baffle type) with MPA (if any), acoustic balconies (if any) and enhanced acoustic balconies (if any) which form part of his residential unit except in accordance with the building plans.

2. Gondola

During the necessary maintenance of the external wall of the following units arranged by the Manager of the Phase, the gondola will be operating in the airspace outside windows and above and on the roof / flat roof / garden / the parapet walls of the following units:-

- | | | |
|-----|---|---|
| T1A | - | Flat B2, B7 & C5 of 1/F to 3/F and 5/F to 10/F and Flat A1 & A6 of 10/F |
| T1B | - | Flat B2, B7 & C5 of 1/F to 3/F and 5/F to 10/F and Flat A1 & A6 of 10/F |

1. 噪音緩解措施

期數將提供以下措施以緩解濕地公園路帶來的道路交通噪音影響：

- a) 固定玻璃
- b) 固定玻璃連維修窗 - 在一般情況下上鎖，只可以透過由管理處保管的拆卸式把手間中打開作清潔或維修之用
- c) 減音窗(擋音式) - 外層窗背面裝設滑動嵌板的窗戶
- d) 減音窗(擋音式)連微穿孔吸聲板 - 外層窗背面裝設滑動嵌板的窗戶連微穿孔吸聲板的窗戶
- e) 減音露台 - 三邊設有至少 1.2 米高的實心扶欄，深度多於 1 米及附有吸音材料應用於天花板
- f) 強效減音露台 - 設有由完成面以上 1.45 米高的實心扶欄及吸音材料於露台的天花板

有關固定玻璃、固定玻璃連維修窗、減音窗(擋音式)、減音窗(擋音式)連微穿孔吸聲板、減音露台及強效減音露台位置的詳情，請參閱本售樓說明書第 AL01 至 AL68 頁「期數的住宅物業的樓面平面圖」一節。

任何業主不可(除非根據建築圖則)更改、干擾或移除或准許他人更改、干擾或移除其住宅單位的任何固定玻璃(如有)、固定玻璃連維修窗(如有)、減音窗(擋音式)(如有)、減音窗(擋音式)連微穿孔吸聲板(如有)、減音露台(如有)及強效減音露台(如有)。

2. 吊船

在期數管理人安排以下單位外牆之必要維修期間，吊船將在該等單位之窗戶外及天台/平台/花園/護牆之上及其上空運作。

- | | | |
|--------|---|--|
| 第 1A 座 | - | 1 樓至 3 樓及 5 樓至 10 樓 B2、B7 及 C5 單位及 10 樓 A1 及 A6 單位 |
| 第 1B 座 | - | 1 樓至 3 樓及 5 樓至 10 樓 B2、B7 及 C5 單位及 10 樓 A1 及 A6 單位 |

RELEVANT INFORMATION 有關資料

3. Residential Units affected by Communal Aerial Broadcast Distribution System/ Mobile Phone Antenna/ Lightning Pole/ Chimney for Emergency Generator Room/ A/C Outdoor Unit

Communal Aerial Broadcast Distribution System	Top roof of T1A
Mobile Phone Antenna	Top roof of T1A
Lightning Pole	Top roof of T1A & T1B Top roof of RV1, RV3, RV6 & RV8

The following facilities will be installed at the following locations of the Phase

Chimney for Emergency Generator Room	1/F flat roof of T1B
--------------------------------------	----------------------

Please refer to the "Layout Plan of the Development" section of this Sales Brochure on page AK02 for identification of their approximate locations. Prospective purchasers should note the impact (if any) of the above facilities on individual units.

4. Maintenance Window

Maintenance windows are openable for maintenances only.

Please refer to "Floor Plans of Residential Properties in the Phase" section of this Sales Brochure on pages AL01 to AL68 for details on the location of maintenance windows.

3. 受公共天線系統/流動電話天線/避雷針/緊急發電機機房煙囪/冷氣室外機影響之住宅單位

公共天線系統	第 1A 座上層天台
流動電話天線	第 1A 座上層天台
避雷針	第 1A 及 1B 座上層天台 別墅 RV1、RV3、RV6 及 RV8 上層天台

以下設施將會安裝於期數的以下位置

緊急發電機機房煙囪	第 1B 座 1 樓平台
-----------	--------------

請參閱本售樓說明書第 AK02 頁的「發展項目的布局圖」一節，以識別其大約位置。請準買家注意上述設施對個別單位造成的影響（如有）。

4. 維修窗戶

維修窗戶只能在作維修時開啟。

有關維修窗戶位置的詳情，請參閱本售樓說明書第 AL01 至 AL68 頁「期數的住宅物業的樓面平面圖」一節。

RELEVANT INFORMATION 有關資料

5. Floodlights and Water Play Equipment at Outdoor Swimming Pool

Floodlights will be provided for lighting of the outdoor swimming pool of the Development in the evening at the following locations:

- At the top of 8 lamp poles reaching a height of +13.55mPD located at common landscape garden near the outdoor swimming pool.
- Floodlights reaching a height of +12.45mPD mounted at the external wall of the Residents' Clubhouse adjoining the outdoor swimming pool.

Water play equipment will be provided for outdoor swimming pool:

- At the top of the equipment reaching a height of +14.00mPD.

For location of the floodlights and water play equipment, please refer to the "Layout Plan of the Development" section of this Sales Brochure on page AK02. Prospective purchasers should note the impact (if any) of the illumination of the floodlights and water play equipment on individual units.

Note: "mPD" means metre above the Hong Kong Principal Datum.

6. Existing trees outside the Development along Tin Shui Road and Wetland Park Road

Prospective purchasers should note the impact (if any) of the existing trees along Tin Shui Road and Wetland Park Road on individual units.

7. Existing Lamp Poles outside the Development along Tin Shui Road and Wetland Park Road

Prospective purchasers should note the impact (if any) of the illumination of the lamp poles along Tin Shui Road and Wetland Park Road on individual units.

5. 室外游泳池之泛光燈及水上遊樂設施

以下位置將提供泛光燈以供發展項目室外游泳池的晚間照明：

- 設置於室外游泳池附近之公用園景花園內之 8 支燈柱，其高度達香港主水平基準以上 13.55 米。
- 毗鄰室外游泳池之住客會所外牆將設置泛光燈，懸掛於外牆上，其高度達香港主水平基準以上 12.45 米。

室外游泳池設有水上遊樂設施：

- 其最高位置達香港主水平基準以上 14.00 米。

有關泛光燈及水上遊樂設施的位置，請參閱本售樓說明書第 AK02 頁之「發展項目的布局圖」。準買家請注意上述泛光燈之燈光及水上遊樂設施對個別單位造成之影響（如有）。

備註：“mPD”指以米計在香港主水平基準以上。

6. 發展項目以外，沿天瑞路及濕地公園路之現有樹木

準買家請注意沿天瑞路及濕地公園路之現有樹木對個別單位造成之影響（如有）。

7. 發展項目以外，沿天瑞路及濕地公園路之現有街燈

準買家請注意沿天瑞路及濕地公園路之街燈於照明時對個別單位造成之影響（如有）。

RELEVANT INFORMATION 有關資料

8. Public Vehicle Park

In accordance with Special Condition No. 25(a) of the land grant, public vehicle park shall be provided within the Development.

Please refer to the "Layout Plan of the Development" section of this Sales Brochure on page AK02 for identification of the entrance of Public Vehicle Park. Regarding the layout of Public Vehicle Park Car Parking Space, please refer to "Floor Plans of Parking Spaces in the Phase" section of this Sales Brochure on page AN01 to AN02.

Prospective purchasers should note the impact (if any) of the above facilities on individual units.

9. Kindergarten cum child care centre

Kindergarten cum child care centre will be provided in the Development. It is located at G/F of the phase of the Development.

Please refer to the "Layout Plan of the Development" section of this Sales Brochure on page AK02 for identification of their approximate locations. Prospective purchasers should note the impact (if any) of the above facilities on individual units.

10. Lau Fau Shan Fire Station cum Ambulance Depot and Visitor Facilities of Hong Kong Wetland Park

The Development is located in the vicinity of Lau Fau Shan Fire Station cum Ambulance Depot and visitor facilities of Hong Kong Wetland Park.

The Vendor advises prospective purchasers to conduct an on-site visit for a better understanding of the development site, its surrounding environment and the public facilities nearby.

11. Trees inside the Development

Location, crown spread and height of the trees planted inside the Development may change subject to actual built environment and condition.

8. 公共停車場

根據批地文件特別條款第 25(a)，公共停車場設於發展項目內。

請參閱本售樓說明書第 AK02 頁的「發展項目的布局圖」一節，以識別其公共停車場大約入口。有關公共停車場的樓面平面圖，請參閱本售樓說明書第 AN01 至 AN02 頁的「期數中的停車位的樓面平面圖」一節。

請準買家注意上述設施對個別單位造成的影響（如有）。

9. 幼兒園暨幼兒中心

幼兒園暨幼兒中心將設於發展項目內。其位置於地下，屬發展項目的期數。

請參閱本售樓說明書第 AK02 頁的「發展項目的布局圖」一節，以識別其大約位置。請準買家注意上述設施對個別單位造成的影響（如有）。

10. 流浮山消防局暨救護站及香港濕地公園之訪客設施

發展項目鄰近流浮山消防局暨救護站及香港濕地公園之訪客設施。

賣方建議準買家到有關發展項目地盤作實地考察，以對該地盤、其周邊地區環境及附近的公共設施有較佳了解。

11. 發展項目以內之樹木

種植於發展項目以內之樹木的位置、樹冠及高度或會因應現場的環境及狀況而改變。

WEBSITE ADDRESS FOR THE PHASE
期數的互聯網網站的網址

The website address designated by the Vendor for the Phase for purposes of Part 2 of the Residential Properties (First-hand Sales) Ordinance:

www.wetlandseasonsbay2.com.hk

賣方為施行《一手住宅物業銷售條例》第2部就期數指定的互聯網網站的網址：

www.wetlandseasonsbay2.com.hk

INFORMATION IN APPLICATION FOR CONCESSION ON GROSS FLOOR AREA OF BUILDING

申請建築物總樓面面積寬免的資料

Breakdown of GFA Concessions Obtained for All Features

Latest information on breakdown of GFA concessions as shown on the general building plans submitted to and approved by the Building Authority (BA) prior to the printing of the sales brochure is tabulated below. Information marked (#) may be based on information provided by the Authorized Person if the sales brochure is printed prior to submission of the final amendment plans to the BA. The breakdown of GFA concessions may be subject to further changes until final amendment plans are submitted to and approved by the BA prior to the issuance of the occupation permit for the Phase.

		Area (m ²)
Disregarded GFA under Building (Planning) Regulations 23(3)(b)		
1. (#)	Carpark and loading/unloading area excluding public transport terminus	17.500
2.	Plant rooms and similar services	
2.1 (#)	Mandatory feature or essential plant room, area of which is limited by respective Practice Notes for Authorized Persons, Registered Structural Engineers and Registered Geotechnical Engineers (PNAP) or regulation such as lift machine room, telecommunications and broadcasting (TBE) room, refuse storage and material recovery chamber, etc.	331.268
2.2 (#)	Mandatory feature or essential plant room, area of which is NOT limited by any PNAP or regulation such as room occupied solely by fire services installations (FSI) and equipment, meter room, transformer room, potable and flushing water tank, etc.	2662.211
2.3	Non-mandatory or non-essential plant room such as air-conditioning plant room, air handling unit (AHU) room, etc.	Not Applicable
Green Features under Joint Practice Notes 1 and 2		
3. (#)	Balcony	460.000
4. (#)	Wider common corridor and lift lobby	71.892
5.	Communal sky garden	Not Applicable
6.	Acoustic fin	Not Applicable
7.	Wing wall, wind catcher and funnel	Not Applicable
8. (#)	Non-structural prefabricated external wall	295.936
9. (#)	Utility platform	183.750
10.	Noise barrier	Not Applicable

		Area (m ²)
Amenity Features		
11. (#)	Counter, office, store, guard room and lavatory for watchman and management staff, Owners' Corporation Office	57.507
12. (#)	Residential Recreational facilities including void, plant room, swimming pool filtration plant room, covered walkway etc. serving solely the recreational facilities	714.322
13. (#)	Covered landscaped and play area	138.920
14.	Horizontal screens/covered walkways, trellis	Not Applicable
15.	Larger lift shaft	22.257
16.	Chimney shaft	Not Applicable
17.	Other non-mandatory or non-essential plant room, such as boiler room, satellite master antenna television (SMATV) room	Not Applicable
18. (#)	Pipe duct, air duct for mandatory feature or essential plant room	435.957
19.	Pipe duct, air duct for non-mandatory or non-essential plant room	Not Applicable
20.	Plant room, pipe duct, air duct for environmentally friendly system and feature	Not Applicable
21.	Void in duplex domestic flat and house	Not Applicable
22.	Projections such as air-conditioning box and platform with a projection of more than 750 mm from the external wall	Not Applicable
Other Exempted Items		
23.	Refuge floor including refuge floor cum sky garden	Not Applicable
24.	Other projections	Not Applicable
25.	Public transport terminus	Not Applicable
26.	Party structure and common staircase	Not Applicable
27. (#)	Horizontal area of staircase, lift shaft and vertical duct solely serving floor accepted as not being accountable for GFA	786.257
28.	Public passage	Not Applicable
29.	Covered set back area	Not Applicable
Bonus GFA		
30.	Bonus GFA	Not Applicable

Note:

The above table is based on the requirements as stipulated in the Practice Note for Authorized Persons, Registered Structural Engineers and Registered Geotechnical Engineers ADM-2 issued by the Buildings Department. The Buildings Department may revise such requirements from time to time as appropriate.

INFORMATION IN APPLICATION FOR CONCESSION ON GROSS FLOOR AREA OF BUILDING

申請建築物總樓面面積寬免的資料

Environmental Assessment of the Building



Estimated Energy Performance or Consumption for the Common Parts of the Development

Latest information on the estimated energy performance or consumption for the common parts of the Development as submitted to the Building Authority prior to the printing of the sales brochures:

Part I	
Provision of Central Air Conditioning	NO
Provision of Energy Efficient Features	YES
Energy Efficient Features proposed:	1. HIGHER COEFFICIENT OF PERFORMANCE AIR-CONDITIONER UNITS 2. LOWER LIGHTING POWER DENSITY IN COMMON AREA

Part II: The predicted annual energy use of the proposed building/ part of building (Note 1)						
Type of Development	Location	Internal Floor Area Served (m ²)	Annual Energy Use of Baseline Building (Note 2)		Annual Energy Use of Proposed Building	
			Electricity kWh/m ² /annum	Town Gas / LPG unit/m ² /annum	Electricity kWh/m ² /annum	Town Gas / LPG unit/m ² /annum
Domestic Development	Area served by central building services installation (Note 3)	21,848.900	45.100	Not Applicable	42.900	Not Applicable
Non-Domestic Development	Podium(s) (Note 4) (central building services installation)	29,577.100	137.900	Not Applicable	131.100	Not Applicable

Part III: The following installations are designed in accordance with the relevant Codes of Practices published by the Electrical & Mechanical Services Department (EMSD)			
Type of Installations	YES	NO	N/A
Lighting Installations	✓		
Air Conditioning Installations	✓		
Electrical Installations	✓		
Lift & Escalator Installations	✓		
Performance-based Approach	✓		

Notes:

- In general, the lower the estimated "Annual Energy Use" of the building, the more efficient of the building in terms of energy use. For example, if the estimated "annual energy use of proposed building" is less than the estimated "annual energy use of baseline building", it means the predicted use of energy is more efficient in the proposed building than in the baseline building. The larger the reduction, the greater the efficiency.
The predicted annual energy use, in terms of electricity consumption (kWh/m²/annum) and town gas/LPG consumption (unit/m²/annum), of the Phase by the internal floor area served, where: (a) "total annual energy use" has the same meaning of "annual energy use" under Section 4 and Appendix 8 of the BEAM Plus for New Buildings (current version); and (b) "internal floor area", in relation a building,
- "Baseline Building" has the same meaning as "Baseline Building Model (zero-credit benchmark)" under Section 4 and Appendix 8 of the BEAM Plus for New Building (current version).
- "Central Building Services Installation" has the same meaning as that in the Code of Practice for Energy Efficiency of Building Services Installations in Buildings (February 2010 edition) (Draft).
- "Podium(s)" normally means the lowest part of the Phase (usually the lowest 15m of the development and its basement, if any) carrying different use(s) from that of the tower(s) above. For Phase without clear demarcation between podium(s) and tower(s), the Phase, as a whole, should be considered as tower(s).

INFORMATION IN APPLICATION FOR CONCESSION ON GROSS FLOOR AREA OF BUILDING

申請建築物總樓面面積寬免的資料

獲寬免總樓面面積的設施分項

於印製售樓說明書前呈交予並已獲建築事務監督批准的一般建築圖則上有關總樓面面積寬免的分項的最新資料，請見下表。如印製售樓說明書時尚未呈交最終修訂圖則予建築事務監督，則有（#）號的資料可以由認可人士提供的資料作為基礎。直至最終修訂圖則於發出佔用許可證前呈交予並獲建築事務監督批准前，以下分項資料仍可能有所修改。

		面積(平方米)
根據《建築物（規劃）規例》第23(3)(b)條不計算的總樓面面積		
1. (#)	停車場及上落客貨地方（公共交通總站除外）	17.500
2.	機房及相類設施	
2.1 (#)	所佔面積受相關《認可人士、註冊結構工程師及註冊岩土工程師作業備考》或規例限制的強制性設施或必要機房，例如升降機機房、電訊及廣播設備室、垃圾及物料回收房等	331.268
2.2 (#)	所佔面積不受任何《認可人士、註冊結構工程師及註冊岩土工程師作業備考》或規例限制的強制性設施或必要機房，例如僅供消防裝置及設備佔用的房間、電錶房、電力變壓房、食水及鹹水缸等	2662.211
2.3	非強制性或非必要機房，例如空調機房、風櫃房等	不適用
根據聯合作業備考第1及第2號提供的環保設施		
3. (#)	露台	460.000
4. (#)	加闊的公用走廊及升降機大堂	71.892
5.	公用空中花園	不適用
6.	隔聲簷	不適用
7.	翼牆、捕風器及風斗	不適用
8. (#)	非結構預製外牆	295.936
9. (#)	工作平台	183.750
10.	隔音屏障	不適用

		面積(平方米)
適意設施		
11. (#)	供保安人員和管理處員工使用的櫃枱、辦公室、儲物室、警衛室和廁所、業主立案法團辦公室	57.507
12. (#)	住宅康樂設施，包括僅供康樂設施使用的中空、機房、游泳池的濾水器機房、有蓋人行道等	714.322
13. (#)	有上蓋的園景區及遊樂場	138.920
14.	橫向屏障/有蓋人行道、花棚	不適用
15.	擴大升降機井道	22.257
16.	煙囪管道	不適用
17.	其他非強制性或非必要機房，例如鍋爐房、衛星電視共用天線房	不適用
18. (#)	強制性設施或必要機房所需的管槽、氣槽	435.957
19.	非強制性設施或非必要機房所需的管槽、氣槽	不適用
20.	環保系統及設施所需的機房、管槽及氣槽	不適用
21.	複式住宅單位及洋房的中空	不適用
22.	伸出物，如空調機箱及伸出外牆超過750毫米的平台	不適用
其他項目		
23.	庇護層，包括庇護層兼空中花園	不適用
24.	其他伸出物	不適用
25.	公共交通總站	不適用
26.	共用構築物及樓梯	不適用
27. (#)	僅供獲接納不計入總樓面面積的樓層使用的樓梯、升降機槽及垂直管道的水平面積	786.257
28.	公眾通道	不適用
29.	因建築物後移導致的覆蓋面積	不適用
額外總樓面面積		
30.	額外總樓面面積	不適用

備註：

上述表格是根據屋宇署所發出的《認可人士、註冊結構工程師及註冊岩土工程師作業備考》ADM-2規定的要求而制訂的。屋宇署會按實際需要不時改有關要求。

INFORMATION IN APPLICATION FOR CONCESSION ON GROSS FLOOR AREA OF BUILDING

申請建築物總樓面面積寬免的資料

建築物的環境評估



發展項目的公用部分的預計能量表現或消耗

於印製售樓說明書前呈交予建築事務監督發展項目的公用部份的預計能量表現或消耗的最近期資料：

第I部分	
提供中央空調	否
提供具能源效益的設施	是
擬安裝的具能源效益的設施： -	1. 高效空調機組 2. 公用地方使用低功率密度采光

第II部分：擬興建樓宇/部分樓宇預計每年能源消耗量（註腳1）						
發展項目類型	位置	使用有關裝置的內部樓面面積（平方米）	基線樓宇（註腳2）每年能源消耗量		擬興建樓宇每年能源消耗量	
			電力 千瓦小時/平方米/年	煤氣/石油氣 用量單位/平方米/年	電力 千瓦小時/平方米/年	煤氣/石油氣 用量單位/平方米/年
住用發展項目	有使用中央屋宇裝備裝置（註腳3）的部分	21,848.900	45.100	不適用	42.900	不適用
非住用發展項目	平台（註腳4）（中央屋宇裝備裝置）	29,577.100	137.900	不適用	131.100	不適用

第III部分：以下裝置乃按機電工程署公布的相關實務守則設計			
裝置類型	是	否	不適用
照明裝置	✓		
空調裝置	✓		
電力裝置	✓		
升降機及自動梯的裝置	✓		
以總能源為本的方法	✓		

註腳：

- 一般而言，一棟樓宇的預計"每年能源消耗量"愈低，其節約能源的效益愈高。如一棟樓宇預計的"每年能源消耗量"低於該樓宇的"基線樓宇每年能源消耗量"，則代表預計該樓宇的能源應用較其基線樓宇有效，削減幅度愈大則代表有關樓宇能源節約的效益愈高。
預計每年能源消耗量[以耗電量（千瓦小時/平方米/年）及煤氣/石油氣消耗量（用量單位/平方米/年）計算]，指將期數的每年能源消耗總量除以使用有關裝置的內部樓面面積所得出的商，其中：-
(a) "每年能源消耗量"與新建樓宇BEAM Plus標準（現行版本）第4節及附錄8中的「年能源消耗」具有相同涵義；及
(b) 樓宇、空間或單位的"內部樓面面積"，指外牆及/或共用牆的內壁之內表面起量度出來的樓面面積。
- "基準樓宇"與新建樓宇BEAM Plus標準（現行版本）第4節及附錄8中的"基準建築物模式（零分標準）"具有相同涵義。
- "中央屋宇裝備裝置"與樓宇的屋宇裝備裝置能源效益實務守則（2010年2月）（草稿）中的涵義相同。
- "平台"一般指期數的最低部分（通常為發展項目最低15米部分及其地庫（如適用）），並與其上大廈的具有不同用途。對於並無明確劃分平台與大廈的期數，應視整個期數為大廈。

INFORMATION REQUIRED TO BE SET OUT BY THE DIRECTOR OF LANDS UNDER CONSENT SCHEME

按地政總署署長同意方案要求列出的資料

1. The purchaser is required to agree with the Vendor in the Agreement for Sale and Purchase to the effect that other than entering into a mortgage or charge, the purchaser will not nominate any person to take up the Assignment of the Residential Unit specified in the Agreement for Sale and Purchase, sub-sell that Residential Unit or transfer the benefit of the Agreement for Sale and Purchase of that Residential Unit in any manner whatsoever or enter into any agreement so to do before completion of the sale and purchase and execution of the Assignment.
2. If the Vendor, at the request of the purchaser under an Agreement for Sale and Purchase, agrees (at its own discretion) to cancel the Agreement for Sale and Purchase or the obligations of the purchaser under the Agreement for Sale and Purchase, the Vendor is entitled to retain the sum of five percent (5%) of the total purchase price of the Residential Unit specified in the Agreement for Sale and Purchase and the purchaser will in addition pay or reimburse (as the case may be) to the Vendor all legal costs, charges and disbursements (including any stamp duty) in connection with the cancellation of the Agreement for Sale and Purchase.
3. The Vendor will pay or has paid (as the case may be) all outstanding Government rent in respect of the land on which the Development is in the course of being erected, from the date of the Government Grant up to and including the date of the respective Assignments to the purchasers.
4. The purchaser who has signed an Agreement for Sale and Purchase has the right of access to and will, upon his request, be provided with a hard copy of an updated record of information as to the total construction costs and the total professional fees to complete the Phase as well as the total construction costs and the total professional fees expended and paid as at the end of the calendar month preceding the month at which the request is made subject to payment of a nominal fee of not more than HK\$100 per request.
5. Special Condition No. (3) of the Government Grant stipulates that:-
 - (a) The Grantee shall:-
 - (i) within 90 calendar months from the date of the Government Grant (or such other extended period as may be approved by the Director), at his own expense, in such manner with such materials and to such standards, levels, alignment and design as the Director shall approve and in all respects to the satisfaction of the Director:
 - (I) lay and form those portions of future public roads as shown coloured green on the plan annexed to the Government Grant (hereinafter collectively referred to as "the Green Areas"); and
 - (II) provide and construct such bridges, tunnels, over-passes, under-passes, culverts, viaducts, flyovers, pavements, roads or such other structures as the Director in his sole discretion may require (hereinafter collectively referred to as "the Structures");so that building, vehicular and pedestrian traffic may be carried on the Green Areas;
 - (ii) within 90 calendar months from the date of the Government Grant (or such other date as may be approved by the Director), at his own expense and to the satisfaction of the Director, surface, kerb and channel the Green Areas and provide the same with such gullies, sewers, drains, fire hydrants with pipes connected to water mains, street lights, traffic signs, street furniture and road markings as the Director may require; and
 - (iii) maintain at his own expense the Green Areas together with the Structures and all structures, surfaces, gullies, sewers, drains, fire hydrants, services, street lights, traffic signs, street furniture, road markings and plant constructed, installed and provided thereon or therein to the satisfaction of the Director until such time as possession of the Green Areas has been re-delivered in accordance with Special Condition No. (4) of the Government Grant.
 - (b) In the event of the non-fulfillment of the Grantee's obligations under sub-clause (a) of this Special Condition within the prescribed period stated therein, the Government may carry out the necessary works at the cost of the Grantee who shall pay to the Government on demand a sum equal to the cost thereof, such sum to be determined by the Director whose determination shall be final and shall be binding upon the Grantee.
 - (c) The Government shall have no liability in respect of any loss, damage, nuisance or disturbance whatsoever caused to or suffered by the Grantee or any other person whether arising out of or incidental to the fulfillment of the Grantee's obligations under sub-clause (a) of this Special Condition or the exercise of the rights by the Government under sub-clause (b) of this Special Condition or otherwise, and no claim whatsoever shall be made against the Government by the Grantee in respect of any such loss, damage, nuisance or disturbance.
6. Special Condition No. (4) of the Government Grant stipulates that:-

For the purpose only of carrying out the necessary works specified in Special Condition No. (3) of the Government Grant, the Grantee shall on the date of the Government Grant be granted possession of the Green Areas. The Green Areas shall be re-delivered to the Government on demand and in any event shall be deemed to have been re-delivered to the Government by the Grantee on the date of a letter from the Director indicating that these Conditions have been complied with to his satisfaction. The Grantee shall at all reasonable times while he is in possession of the Green Areas allow free access over and along the Green Areas for all Government and public vehicular and pedestrian traffic and shall ensure that such access shall not be interfered with or obstructed by the carrying out of the works whether under Special Condition No. (3) of the Government Grant or otherwise.
7. Special Condition No. (5) of the Government Grant stipulates that:-

The Grantee shall not without the prior written consent of the Director use the Green Areas for the purpose of storage or for the erection of any temporary structure or for any purposes other than the carrying out of the works specified in Special Condition No. (3) of the Government Grant.
8. Special Condition No. (6) of the Government Grant stipulates that:-
 - (a) The Grantee shall at all reasonable times while he is in possession of the Green Areas:
 - (i) permit the Government, the Director and his officers, contractors and agents and any persons authorized by the Director, the right of ingress, egress and regress to, from and through the lot and the Green Areas for the purpose of inspecting, checking and supervising any works to be carried out in compliance with Special Condition No. (3)(a) of the Government Grant and the carrying out, inspecting, checking and supervising of the works under Special Condition No. (3)(b) of the Government Grant and any other works which the Director may consider necessary in the Green Areas;
 - (ii) permit the Government and the relevant public utility companies authorized by the Government the right of ingress, egress and regress to, from and through the lot and the Green Areas as the Government or the relevant public utility companies may require for the purpose of any works to be carried out in, upon or under the Green Areas or any adjoining land including but not limited to the laying and subsequent maintenance of all pipes, wire, conduits, cable-ducts and other conducting media and ancillary equipment necessary for the provision of telephone, electricity, gas (if any) and other services intended to serve the lot or any adjoining or neighboring land or premises, and the Grantee shall co-operate fully with the Government and also with the relevant public utility companies duly authorized by the Government on all matters relating to any of the aforesaid works to be carried out within the Green Areas; and
 - (iii) permit the officers of the Water Authority and such other persons as may be authorized by them the right of ingress, egress and regress to, from and through the lot and the Green Areas as the officers of the Water Authority or such authorized persons may require for the purpose of carrying out any works in relation to the operation, maintenance repairing, replacement and alteration of any other waterworks installations within the Green Areas.
 - (b) The Government, the Director and his officers, contractors and agents and any persons or public utility companies duly authorized under sub-clause (a) of this Special Condition shall have no liability in respect of any loss, damage, nuisance or disturbance whatsoever caused to or suffered by the Grantee or any person arising out of or incidental to the exercise of the rights by the Government, the Director and his officers, contractors and agents and any persons or public utility companies duly authorized under sub-clause (a) of this Special Condition.
9. Special Condition No. (11)(e) of the Government Grant stipulates that:-

The total number of residential units erected or to be erected on the lot shall not be less than 1,330 and for the purpose of these Conditions, the decision of the Director as to what constitutes a residential unit shall be final and binding on the Grantee.
10. Special Condition No. (44) of the Government Grant stipulates that:-

Except with the prior written consent of the Director, the Grantee shall not carry out or permit or suffer to be carried out any works in connection with any residential unit erected or to be erected on the lot, including but not limited to demolition or alteration of any partition wall or any floor or roof slab or any partition structure, which shall result in such unit being internally linked to and accessible from any adjoining or adjacent residential unit erected or to be erected on the lot. The decision of the Director as to what constitutes works resulting in a unit being internally linked to and accessible from any adjoining or adjacent residential unit shall be final and binding on the Grantee.
11. Paragraph 1(b) of the Third Schedule of the approved form of Deed of Mutual Covenant and Management Agreement stipulates that:-

No Owner shall carry out or permit or suffer to be carried out any works in connection with any Residential Unit, including but not limited to demolition or alteration of any partition wall or any floor or roof slab or any partition structure, which will result in such unit being internally linked to and accessible from any adjoining or adjacent Residential Unit, except with the prior written consent of the Director of Lands, which consent may be given or withheld at his absolute discretion and if given, may be subject to such terms and conditions (including payment of fees) as may be imposed by him at his absolute discretion.
12. Clause 44 of Section III of the approved form of Deed of Mutual Covenant and Management Agreement stipulates that:-

The Manager shall deposit in the management office the record provided by the Director of Lands or any other Government authority in place of him from time to time of the information relating to the consent referred to in Paragraph 1(b) of the Third Schedule for inspection by all Owners free of costs and for taking copies at their own expenses and on payment of a reasonable charge, all charges received to be credited to the Special Fund.
13. The total number of residential units provided in the Phase of the Development is 388 (comprising 388 flats in T1A, T1B, RV1, RV2, RV3, RV5, RV6, RV7, RV8 and RV9).
14. Special Condition No. (25) of the Government Grant stipulates that:-
 - (a) the Grantee shall on or before the date specified in Special Condition No. (7) of the Government Grant at his own expense in all respects to the satisfaction of the Director and in accordance with the layout plan approved under sub-clause (b) of this Special Condition erect, construct and thereafter provide and maintain within the lot a public vehicle park (hereinafter referred to as "the Public Vehicle Park"). The Grantee shall provide within the Public Vehicle Park:
 - (i) 45 spaces each measuring 3.5 metres in width and 12.0 metres in length with a minimum headroom of 3.8 metres for the parking of coaches licensed under the Road Traffic Ordinance, any regulations made thereunder and any amending legislation;
 - (ii) 90 spaces each measuring 2.5 metres in width and 5.0 metres in length with a minimum headroom of 2.4 metres for the parking of private cars licensed under the Road Traffic Ordinance, any regulations made

INFORMATION REQUIRED TO BE SET OUT BY THE DIRECTOR OF LANDS UNDER CONSENT SCHEME

按地政總署署長同意方案要求列出的資料

- thereunder and any amending legislation; and
- (iii) 9 spaces each measuring 1.0 metre in width and 2.4 metres in length with a minimum headroom of 2.4 metres for the parking of motor cycles licensed under the Road Traffic Ordinance, any regulations made thereunder and any amending legislation.
- (b) the Grantee shall within 24 calendar months from the date of the Government Grant (or such other extended period as may be approved by the Director) submit or cause to be submitted to the Director for his written approval a layout plan for the Public Vehicle Park indicating the layout of the parking spaces, turning circles, ceiling height of the floor or floors or level or levels, means of access, circulation areas and any other areas and spaces as may be required by the Director (hereinafter referred to as "the PVP Layout Plan"). The parking spaces, turning circles, ceiling height of the floor or floors or level or levels, means of access, circulation areas and any other areas and spaces of the Public Vehicle Park shall be provided and laid out in accordance with the PVP Layout Plan approved by the Director under this sub-clause (b) and in all respect to the satisfaction of the Director. The Grantee shall maintain the parking spaces, turning circles, ceiling height of the floor or floors or level or levels, means of access, circulation areas and any other areas and spaces of the Public Vehicle Park in accordance with the PVP Layout Plan approved by the Director under this sub-clause (b) and shall not alter the layout except with the prior written consent of the Director.
- (c) no floor or floors or level or levels of the Public Vehicle Park shall be served or accessible by any means of vehicular access except by such vehicular accesses as may be approved in writing by the Director.
- (d) each and every parking space provided within the Public Vehicle Park shall front directly onto a driveway or an adequate circulation area so that any coaches, private cars and motor cycles can be moved into or away from each parking space from or to the driveway or circulation area without obstruction.
- (e) the position of the ingress and egress control points, the drop gate and the pay booth and the access arrangement for the Public Vehicle Park shall be subject to the prior written approval of the Director.
- (f) the layout of the Public Vehicle Park shall be designed in such a way that no coaches, private cars and motor cycles shall have to queue or wait outside the lot to enter into the Public Vehicle Park.
- (g) all the parking spaces provided within the Public Vehicle Park shall be made available to members of the public at all times for short-term parking on hourly, daily or monthly basis or on such other basis as may be approved in writing by the Commissioner for Transport. The Grantee shall at all times permit members of the public to have free access to, from and through such part or parts of the lot or any building or buildings erected or to be erected thereon for the purposes of gaining access to and from the Public Vehicle Park.
- (h) for the purpose of calculating the total gross floor area stipulated in Special Condition No. (11)(c) of the Government Grant, there shall be taken into account the Public Vehicle Park (including all the parking spaces, turning circles, means of access and circulation areas provided within the Public Vehicle Park and any other areas or spaces as the Director may in his sole discretion consider appropriate). The total gross floor area of the Public Vehicle Park shall be as determined by the Director whose determination shall be final and binding upon the Grantee.
- (i) the parking spaces provided within the Public Vehicle Park shall not be used for any purpose other than for the parking of coaches, private cars and motor cycles licensed under the Road Traffic Ordinance, any regulations made thereunder and any amending legislation and in particular the Public Vehicle Park or any part or parts thereof shall not be used for the storage, display or exhibiting of motor vehicles for sale or otherwise or for the provision of car cleaning and beauty services.
- (j) notwithstanding that these Conditions shall have been observed and complied with to the satisfaction of the Director, the Grantee shall not, throughout the term hereby agreed to be granted, assign, mortgage, charge, demise, underlet, part with possession of or otherwise dispose of the Public Vehicle Park or any part or parts thereof or enter into agreement so to do except the Public Vehicle Park as a whole provided that the Grantee may underlet the parking spaces provided within the Public Vehicle Park to members of the public for short-term parking in accordance with sub-clause (g) of this Special Condition.
- (k) after the completion of the Public Vehicle Park in accordance with this Special Condition, the Grantee shall commence to operate the Public Vehicle Park and at all times during the term hereby agreed to be granted continue to operate, uphold, maintain, repair, operate, conduct and manage at his own expense the Public Vehicle Park and everything forming a portion of or pertaining to it and in all respects in accordance with all Ordinances, bye-laws and regulations relating to public vehicle parking which are or may at any time be in force in Hong Kong and to the satisfaction of the Commissioner of Transport.
- (l) it is expressly agreed, declared and provided that by imposing the obligation on the part of the Grantee contained in sub-clause (g) of this Special Condition neither the Grantee intends to dedicate nor the Government consents to any dedication of the Public Vehicle Park or any part or parts of the lot to the public for the right of passage.
- (m) it is expressly agreed, declared and provided that the obligation on the part of the Grantee contained in the sub-clause (g) of this Special Condition will give rise to no expectation of, or claim for or in respect of, any concession or right in respect of additional site coverage or plot ratio whether under Regulation 22(1) of the Building (Planning) Regulations, any amendment thereto, substitution therefor, or otherwise and for the avoidance of doubt the Grantee expressly waives any and all claims in respect of or for any concession in respect of, or right to, additional site coverage or plot ratio under Regulation 22(1) of the Building (Planning) Regulations, any amendment thereto or substitution therefor.
- (n) for the purpose of these Conditions, the expressions "motor vehicle", "private car" and "motor cycle" shall be as defined in the Road Traffic Ordinance, any regulations made thereunder and any amending legislation.
15. Special Condition No. (41) of the Government Grant stipulates that:-
- (a) (i) No building or structure or support for any building or structure shall be erected or constructed on, over, above, under, below or within that portion of the lot as shown coloured pink cross-hatched black on the plan annexed to the Government Grant (hereinafter referred to as "the Pink Cross-hatched Black Area").
- (ii) Notwithstanding sub-clause (a)(i) of this Special Condition, with the prior written consent of the Director and subject to such terms and conditions as he may impose, the Grantee may erect or permit to be erected on the Pink Cross-hatched Black Area a minor structure or structures provided that if and when required by the Director, the Grantee shall at his own expense, within the time limit specified by or as required in an emergency and in all respects to the satisfaction of the Director, remove or demolish such structure or structures and reinstate the Pink Cross-hatched Black Area. If the Grantee fails to carry out such removal, demolition or reinstatement works within the time limit specified or as required in an emergency, the Director may carry out such works as he may consider necessary and the Grantee shall pay to the Government on demand the cost of such works.
- (b) Throughout the term of the Government Grant, the Director and his duly authorized officers, contractors, his or their workmen (hereinafter collectively referred to as "the Authorized Persons") with or without tools, equipment, machinery or motor vehicles shall have the right of unrestricted ingress, egress and regress at all times to, from and through the lot for the purposes of laying, inspecting, repairing and maintaining drains, sewers, channels, drainage facilities and all other services running across, through or under the Pink Cross-hatched Black Area (hereinafter referred to as "the Utilities") which the Director may require or authorize. No object or material of whatsoever nature which may obstruct access or cause excessive surcharge to the Utilities shall be placed within the Pink Cross-hatched Black Area. Where in the opinion of the Director (whose opinion shall be final and binding on the Grantee), there are objects or material within the Pink Cross-hatched Black Area which may obstruct access or cause excessive surcharge to the Utilities, the Director shall be entitled by notice in writing to call upon the Grantee, at his own expense and in all respects to the satisfaction of the Director, to remove or demolish such objects or material and to reinstate the Pink Cross-hatched Black Area. If the Grantee shall neglect or fail to comply with such notice within the time limit specified therein or as required in an emergency, the Director may carry out such removal, demolition and reinstatement works as he may consider necessary and the Grantee shall pay to the Government on demand the cost of such works.
- (c) Save in respect of the reinstatement of any trench excavated in the exercise of the rights and powers under Special Condition No. (41)(b) of the Government Grant, the Government and the Authorized Persons shall have no liability in respect of any loss, damage, nuisance or disturbance whatsoever caused to or suffered by the Grantee arising out of or incidental to the exercise by the Authorized Persons of the right of unrestricted ingress, egress and regress and in laying, inspecting, repairing and maintaining the Utilities conferred under Special Condition No. (41)(b) of the Government Grant and no claim whatsoever shall be made against the Government or the Authorized Persons by the Grantee in respect of any such loss, damage, nuisance or disturbance.

Note:

1. The "Grantee" as mentioned in this section means the Purchaser under the Government Grant and where the context so admits or requires include his executors, administrators and assigns and in case of a corporation its successors and assigns unless otherwise specified.
2. The "Director" as mentioned in this section means the "Director of Lands" unless otherwise specified.

INFORMATION REQUIRED TO BE SET OUT BY THE DIRECTOR OF LANDS UNDER CONSENT SCHEME

按地政總署署長同意方案要求列出的資料

- 買方須於正式買賣合約（「買賣合約」）下與賣方約定，除訂立按揭或押記外，在買賣完成及簽署轉讓契前，買方不得提名任何人士接受買賣合約指明之住宅單位之轉讓、轉售該住宅單位或以任何形式轉移該住宅單位之買賣合約之權益，或訂立任何有關上述提名、轉售或轉移權益之協議。
- 若賣方應買賣合約下買方要求同意（同意與否賣方有酌情權決定）取消買賣合約或買賣合約下買方之責任，賣方有權保留等同買賣合約指明之住宅單位總售價5%之金額，另買方須向賣方繳付或補還（視屬何情況而定）所有與取消買賣合約有關之法律費用、收費及開銷（包括任何印花稅）。
- 賣方將會或已經（視屬何情況而定）支付所有關於發展項目在其上興建之土地於批地文件日期起計至相關買家轉讓契日期（包括該兩日）期間之未付地稅。
- 已簽署買賣合約之買方有權查閱，亦可要求取得有關完成興建期數所需的總建築費及總專業服務費與及截至提出該要求之前一個月月底為止已花費及支付的總建築費及總專業服務費之最新資料副本一份，惟買方須就每項上述獲得副本之要求繳付不超過港幣一百元之象徵式費用。
- 批地文件特別條款第(3)條規定：
 - 承授人須：
 - 由批地文件之日起90個曆月內（或署長可批准之其他延長時間），自費以署長批准的方式、材料、標準、水準、位置及設計進行下列工程，以全面達致署長滿意：
 - 鋪設及平整在批地文件附錄圖則上以綠色顯示之未來公共道路部份（「綠色範圍」）；及
 - 提供及興建橋樑、隧道、高架道路、地下通道、溝渠、高架橋、行車天橋、行人路、道路或署長全權酌情要求的其他構築物（「該等構築物」）；致使建築物、車輛及行人交通可於綠色範圍上興建及通行；
 - 由批地文件之日起90個曆月內（或署長可批准之其他延長時間），自費在綠色範圍鋪設路面、建造路緣及渠道並為其提供署長要求的溝渠、下水渠、排水渠、消防栓連接駁總水管的水管、街燈、交通標誌、街道設施及道路標記，以達致署長滿意；及
 - 自費保養綠色範圍，連同該等構築物及所有在該範圍之上或之內興建、設置及提供的構築物、表面、溝渠、下水渠、排水渠、消防栓、服務設施、街燈、交通標誌、街道設施、道路標記及植物，以達致署長滿意，直至按批地文件特別條款第(4)條交還綠色範圍的管有權為止。
 - 倘若承授人沒有於本特別條款第(a)分條所述的指定期限內履行該分條訂明的責任，政府可進行必要的工程，並由承授人承擔該等費用。承授人須應要求向政府償還該工程的費用，金額將由署長決定，而其決定將為最終決定並對承授人具有約束力。
 - 就承授人根據本特別條款第(a)分條履行責任，或政府根據本特別條款第(b)分條行使權利而引起的或隨之而來的任何對承授人或任何其他人士造成或其所蒙受的損失、損害、滋擾或干擾，政府概不承擔責任。承授人亦不得就上述任何損失、損害、滋擾或干擾向政府提出索償。
- 批地文件特別條款第(4)條規定：

茲只限於為推行批地文件特別條款第(3)條訂明的必要工程，承授人於批地文件之日，獲授綠色範圍的管有權。綠色範圍須應政府要求交回政府，而無論如何，若署長發出信件表示所有批地文件條件已妥為履行並達致署長滿意，綠色範圍即被視為已於發信當天由承授人交回政府。承授人須在其管有綠色範圍的所有合理時間內允許所有政府及公眾車輛及行人自由出入綠色範圍，並確保有關通行及使用不受根據批地文件特別條款第(2)條進行之工程或其他工程干擾或阻礙。
- 批地文件特別條款第(5)條規定：

除非獲得署長事先書面同意，承授人不得使用綠色範圍存放物品或搭建任何臨時構築物，又或作進行批地文件特別條款第(3)條指定工程以外用途。
- 批地文件特別條款第(6)條規定：
 - 承授人管有綠色範圍期間，須於所有合理時間：
 - 允許政府、署長及其官員、承辦商及代理人及署長授權的任何人士有權進出、返回及通過該地段及綠色範圍，以視察、檢查及監督遵照批地文件特別條款第(3)(a)條進行的任何工程，並且進行、視察、檢查及監督按批地文件特別條款第(3)(b)條進行的工程以及綠色範圍內署長認為必要的任何其他工程；
 - 允許政府及政府授權的相關公用事業公司有權按需要進出、返回及通過該地段及綠色範圍，以於綠色範圍之內、之上或之下或任何毗連土地進行任何工程，包括但不限於鋪設及其後維修所有必要水渠、電線、管道、電線槽及其他導體和輔助設備，藉此提供擬供該地段或任何毗連或毗鄰土地或樓宇使用的電話、電力、氣體（如有）及其他服務。承授人須與政府及政府妥為授權的相關公用事業公司全面合作，以處理關乎上述擬於綠色範圍內進行的工程之所有事宜；及
 - 允許水務監督人員及其授權之其他人士有權按需要進出、返回及通過該地段及綠色範圍，以進行任何關於運作、保養、維修、更換及改動綠色範圍內任何其他水務裝置的工程。
- 就任何因政府、署長、其官員、承辦商、代理人及任何其他根據本特別條款第(a)分條獲妥為授權的人士或公用事業公司行使權利而起的或隨之而來的任何對承授人或任何其他人士所造成或其所蒙受的損失、破壞、滋擾或干擾，政府、署長、其官員、承辦商、代理人及其他根據本特別條款第(a)分條獲妥為授權的人士或公用事業公司概不承擔任何責任。
- 批地文件特別條款第(11)(e)條規定：

在該地段已建或擬建的住宅物業總數不得少於1,330個，而就本批地文件而言，署長對於何為構成住宅物業的決定是最終決定並約束承授人。
- 批地文件特別條款第(44)條規定：

除非得到署長事先書面同意，承授人不得進行或允許其他人對已建於或擬建於該地段的任何住宅單位進行任何工程，包括但不限於拆除或改動任何隔間牆或任何地台或天台板或任何隔間構築物，而有關於拆除或改動會導致上述單位在內部相連並可通往該地段已建或擬建的任何毗連或毗鄰住宅單位。署長對於何為構成單位在內部相連並可通往任何毗連或毗鄰住宅單位的工程的決定為最終決定，並對承授人具約束力。
- 經批准之公契及管理協議擬稿附表三第1(b)段規定：

除非獲地政總署署長事先書面同意，否則任何業主不得進行或允許或容許進行任何涉及其住宅單位的工程，包括但不限於拆除或改動任何間隔牆或任何地板或天板或任何間隔構築物，以導致該住宅單位的內部相連至任何毗鄰或毗連住宅單位，及可從任何毗鄰或毗連住宅單位通往該住宅單位，而地政總署署長可絕對酌情決定是否給予同意及若給予同意，則可能須受限於署長絕對酌情決定下所訂的條款及條件（包括支付費用）。
- 經批准之公契及管理協議擬稿第三部分的第44條規定：

管理人須於管理處備存由地政總署署長或不時替代他的任何其他政府當局提供有關附表三第1(b)段所提及的同意的資料記錄，以供所有業主免費查閱，及在繳付合理的費用後取得該記錄之副本，而收取的所有費用將撥入特別基金。
- 發展項目期數的住宅物業總數為388個（包括位於第1A座、第1B座及別墅RV1、別墅RV2、別墅RV3、別墅RV5、別墅RV6、別墅RV7、別墅RV8和別墅RV9的388個單位）。
- 批地文件特別條款第(25)條規定：
 - 承授人在本特別條款第(7)條指定的日期或之前自費支付所有費用並根據本批地文件特別條款分條(b)批准的佈局圖在地段內架設、建造並提供和保養一個公共停車場（「公共停車場」），以達致署長滿意。承授人須在公共停車場內提供：
 - 45個用作停泊根據《道路交通條例》、據此訂立的任何規例及任何修訂法例獲發牌的旅遊巴士的停車位而每個停車位的尺寸為3.5米闊及12.0米長及淨高最少3.8米；
 - 90個用作停泊根據《道路交通條例》、據此訂立的任何規例及任何修訂法例獲發牌的私家車的停車位而每個停車位的尺寸為2.5米闊及5.0米長及淨高最少2.4米；及
 - 9個用作停泊根據《道路交通條例》、據此訂立的任何規例及任何修訂法例獲發牌的電單車而每個停車位的尺寸為1.0米闊及2.4米長及淨高最少2.4米。
 - 承授人應在由批地文件之日起24個曆月內（或署長可批准之其他延長時間）提交或促使提交公共停車場佈局圖，以取得署長的書面批准，其中應顯示根據署長要求的停車位、迴旋處、樓層的天花高度、通道、通行區域以及任何其他區域和空間的佈局（「PVP佈局圖」）。承授人應根據署長按此分條(b)批准的PVP佈局圖提供和佈置公共停車場的停車位、迴旋處、樓層的天花高度、通道、通行區域以及任何其他區域和空間，並全面達致署長滿意。承授人應根據署長按此分條(b)批准的PVP佈局圖，維護公共停車場的停車位、迴旋處、樓層的天花高度、通道、通行區域以及任何其他區域和空間。除非獲得署長事先書面同意外，否則承授人不得更改佈局。
 - 除了經署長書面批准的行車通道之外，公共停車場的樓層不得設任何可使用或進出的行車通道。
 - 公共停車場內提供的每個停車位必須直接面向一條車路或一個足夠流通的區域，以使任何旅遊巴士、私家車和電單車均能往車路或通行區域駛進或駛離任何一個停車位而不受阻礙。
 - 公共停車場的出入口管制站、閘門和收費亭之位置，以及其出入口安排均須經署長事先書面批准。
 - 公共停車場的佈局應設計至可讓所有旅遊巴士、私家車和電單車不必在地段外排隊或等候進入公共停車場。
 - 公共停車場內提供的所有停車位應在任何時候向公眾開放，供公眾以每小時、每天或每月為單位或在運輸署署長書面批准的其他單位作短期停泊車輛之用。承授人應在任何時候准許公眾自由進入、離開和通過該地段的該等部分及其上架設或將要架設的任何建築物，以進入及離開公共停車場。
 - 就計算批地文件第(11)(c)條特別條款所列總建築面積而言，公共停車場應被計算在內（包括公共停車場所提供的所有停車位、迴旋處、出入通道、通行區域以及署長跟據其酌情權認為合適的任何其他區域和空間）。公共停車場的總建築面積應由署長確定，其決定為最終決定及對承授人具有約束力。
 - 公共停車場內提供的停車位不得用於除停泊按《道路交通條例》、其下的任何附屬規例及任何修訂法例領有牌照的旅遊巴士、私家車和電單車以外的其他目的，尤其公共停車場或其任何部分不得用作存放、陳列或展示車輛供出售或其他用途或提供車輛清潔及美容服務。
 - 即使承授人已遵守和履行此等批地條款以達致署長滿意，承授人仍不可在批地文件協定的整個批租年期內將公共停車場轉讓、抵押、押記、出租、分租、放棄管有公共停車場或以其他方式處置公共停車場或其任何部分

INFORMATION REQUIRED TO BE SET OUT BY THE DIRECTOR OF LANDS UNDER CONSENT SCHEME

按地政總署署長同意方案要求列出的資料

- 或訂立任何相關協議，惟承授人可按照本特別條件分條(g)規定將在公共停車場提供的停車位出租予公眾作短時間停泊，而有關協議如關乎整個公共停車場則為例外。
- (k) 公共停車場按照本特別條件建成後，承授人應開始運營公共停車場，並於批地文件年期所有時間內繼續根據於香港實施有關營運公共停車場的法例、法規及規例自費營運、維護、保養、維修、營運、操作和管理公共停車場及構成公共停車場一部分或與其有關之一切部分，並達致運輸署署長滿意。
 - (l) 特此明文協定、聲明及訂明，施加本批地特別條件分條(g)責任予承授人並不等於承授人意圖亦不等於政府同意將公共停車場或該地段任何部分撥供公眾作通道使用。
 - (m) 特此明文協定及聲明，承授人在本批地特別條件分條(g)的責任將不會引起對任何就額外上蓋面積及地積比率(不論是否根據《建築物(規劃)規例》第22(1)條、其任何修訂或任何替代條文)的寬免或權利產生期望，亦不會引起為或就上述寬免或權利的申索；為免生疑問，承授人明文免除任何及所有就或為任何根據《建築物(規劃)規例》第22(1)條、其任何修訂或任何替代條文額外上蓋面積及地積比率的寬免或權利的申索。
 - (n) 就以上批地特別條件而言，「汽車」、「私家車」及「電單車」的釋義與《道路交通條例》、其任何附屬規例及任何相關修訂法例所定義者相同。
15. 批地文件特別條件第(41)條規定:-
- (a) (i) 在批地文件附錄圖則上以粉紅色十字斜影黑線顯示的該地段部分的範圍(「粉紅色十字斜影黑線範圍」)上、之上、下、之下或之內，均不得豎立或興建任何建築物或構築物或為任何建築物或構築物而設的支撐物。
 - (ii) 即使本特別條件分條(a)(i)規定，經署長事先書面同意及受制於署長施加的條款及條件，承授人可在粉紅色十字斜影黑線範圍內搭建或准許他人搭建小型構築物或建築物，但前提為如果當署長要求，承授人須在署長指定的期限內以署長滿意的所有方式自費移走或清除該等構築物並還原粉紅色十字斜影黑線範圍。如果承授人未能在指定的期限內進行上述移走、清除或修復工程或在緊急情況下，署長可進行其認為必要的該等工程。承授人須在政府要求時向政府支付該等費用。
 - (b) 於批地文件年期內，署長及獲其妥為授權的官員、承辦商或其工人(統稱「授權人員」)，不論有否帶同工具、設備、機器或車輛，均有權隨時不受限制地進出、往返及穿越該地段，以鋪設、檢查、修理和保養署長要求或批准經過、貫穿或藏於粉紅色十字斜影黑線範圍之下的排水渠、污水渠、渠道、排水設施及其他服務(「公用設施」)。任何可能阻塞通往公用設施或引致公用設施超出負荷的物件或物料，不論性質為何，都不得放置於粉紅色十字斜影黑線範圍之內。如果署長認為(署長意見是最終意見，並對承授人具有約束力)，在粉紅色十字斜影黑線範圍內有任何物件或物料可能阻礙通往公用設施或引致公用設施超出負荷，署長有權向承授人發出書面通知，要求承授人自費移除或拆卸該等物件或物料和修復粉紅色十字斜影黑線範圍，以全面達致署長滿意。如果承授人忽略或未能在指定時限內履行該通知或情況緊急，署長可進行其認為必要的移除、拆卸及修復工程，承授人須應向政府支付該工程之費用。
 - (c) 除了修復因其行使於批地文件特別條件第(41)(b)條下的權利而開挖的溝槽外，政府及授權人員對於源於授權人員行使批地文件特別條件第(41)(b)條賦予其不受限制的權利進出、往返及穿越該地段，及鋪設、檢查、修理和保養公用設施時對承授人造成或引致承授人遭受的任何損失、損害、滋擾或騷擾，政府及授權人員一概不須負責。承授人亦不得向政府或授權人員提出有關任何該等損失、損害、滋擾或騷擾的任何索償。

備註：

1. 除非另有指明，本節所載的「承授人」指批地文件訂明的「買方」，如上下文意允許或規定則包括其遺產執行人、遺產管理人及受讓人；如屬公司則包括其繼承人及受讓人。
2. 除非另有指明，本節所載的「署長」指「地政總署署長」。

DATE OF PRINTING OF SALES BROCHURE 售樓說明書印製日期

Date of printing of this Sales Brochure:
28th October, 2021

本售樓說明書印製日期：
2021年10月28日

POSSIBLE FUTURE CHANGE 日後可能出現改變

There may be future changes to the Phase and the surrounding area.

期數及其周邊地區日後可能出現改變。

