FLOOR PLANS OF RESIDENTIAL PROPERTIES IN THE DEVELOPMENT
發展項目的住宅物業的樓面平面圖

HOUSE 洋房 1

Notes:

1. The dimensions of the floor plans are all structural dimensions in millimetre.
2. Please refer to page 68 of this sales brochure for legend of the terms and abbreviations shown on the floor plans.
3. There may be architectural features and/or exposed pipes on external walls of some of the floors. Please refer to the latest approved building plans for details.
4. The indications of fittings such as sinks, toilet closets, bathtubs, wash basins, etc. shown on the floor plans are indications of their approximate locations only and not indication of their actual size, design and shape.
5. The internal areas of the residential properties on the upper floors will generally be slightly larger than those on the lower floors because of the reducing thickness of the structural walls on the upper floors. (Not applicable)

備註：

1. 樓面平面圖所列之數字為以毫米標示之建築結構尺寸。
2. 平面圖中顯示之名詞及簡稱請參閱本售樓說明書第68頁。
3. 部份樓層外牆範圍設有建築裝飾及/或外露喉管。詳情請參閱最新的經批准建築圖則。
4. 平面圖所示之裝置如洗滌盆、坐廁、浴缸、面盆等僅供展示其大約位置而非展示其實際大小、設計及形狀。
5. 因住宅物業的較高樓層的結構牆的厚度遞減，較高樓層的內部面積，一般比較低樓層的內部面積稍大。(不適用)

Floor 樓層	The thickness of the floor slab (excluding plaster) of House 1 (mm) 洋房 1 的樓板 (不包括灰泥) 的厚度 (毫米)	The floor-to-floor height of House 1 (mm) 洋房 1 的層與層之間的高度 (毫米)
LG/F 地下低層	200	3050, 3200
G/F 地面層	150, 180, 450	3800, 4000
1/F 一樓	150	3500
2/F 二樓	150	3500
Roof 天台	150	2800, 5000
Top Roof 上層天台	Not Applicable 不適用	Not Applicable 不適用

As-is Part Plan of LG/F (See Note A on Page 21 of this sales brochure)
地下低層之部分現狀圖
(見本售樓說明書第21頁的備註甲)

As-is Part Plan of G/F (See Note C on Page 21 of this sales brochure)
地面層之部分現狀圖
(見本售樓說明書第21頁的備註丙)

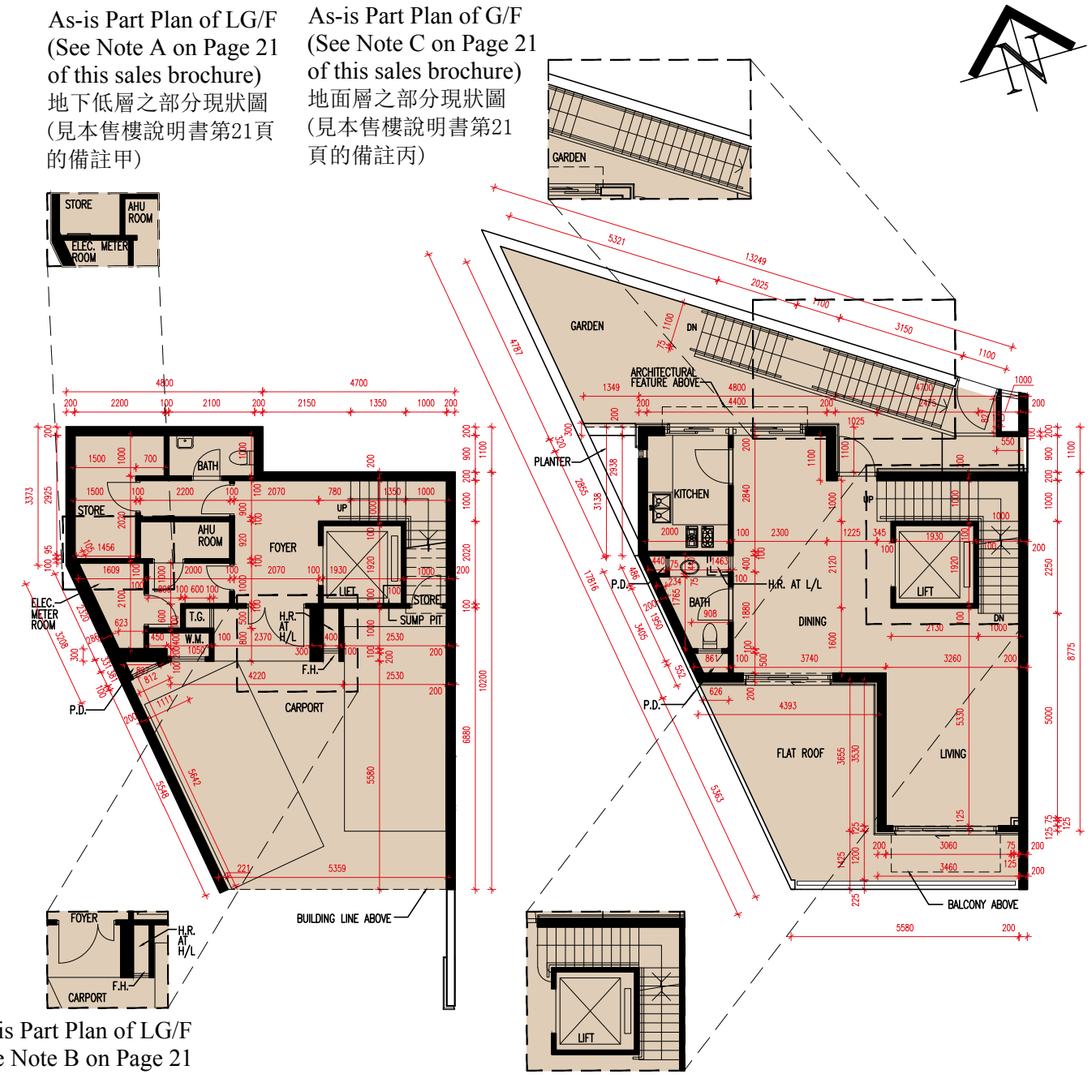

As-is Part Plan of LG/F (See Note B on Page 21 of this sales brochure)
地下低層之部分現狀圖
(見本售樓說明書第21頁的備註乙)

LG/F PLAN
地下低層平面圖

As-is Part Plan of G/F (See Note D on Page 21 of this sales brochure)
地面層之部分現狀圖
(見本售樓說明書第21頁的備註丁)

G/F PLAN
地面層平面圖

SCALE 比 例 0M / 米 5M / 米

FLOOR PLANS OF RESIDENTIAL PROPERTIES IN THE DEVELOPMENT
發展項目的住宅物業的樓面平面圖

Notes:
The following alterations to the latest approved building plans are by way of exempted works under the Buildings Ordinance:

A. Adjustments have been made to the partition wall between Electrical Meter Room and Store Room.
B. Adjustments have been made to House Main Entrance door and access door to fire hydrant and hose reel.
C. Adjustments have been made to handrail of staircase .
D. Adjustments have been made to handrail and the stairs of staircase.
E. A glass partition has been added to bathtub.
F. The original Dog House has been removed and replaced by a new Dog House of different dimensions.

備註：
下列對最近期的經批准建築圖則的改動屬於《建築物條例》下的豁免工程：

甲. 電掣房及儲物房之間的間隔牆已被改動。
乙. 洋房入口的門及消防栓和消防喉轆的生口門已被改動。
丙. 樓梯扶手已被改動。
丁. 樓梯扶手及梯級已被改動。
戊. 浴缸已加建玻璃間隔。
己. 原來的管道房已拆除及以不同尺寸的新管道房取代。

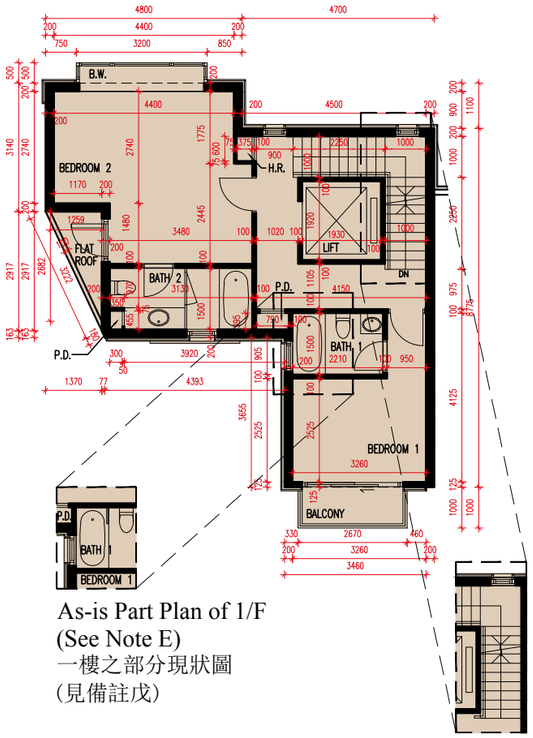

As-is Part Plan of 1/F
(See Note E)
一樓之部分現狀圖
(見備註戊)

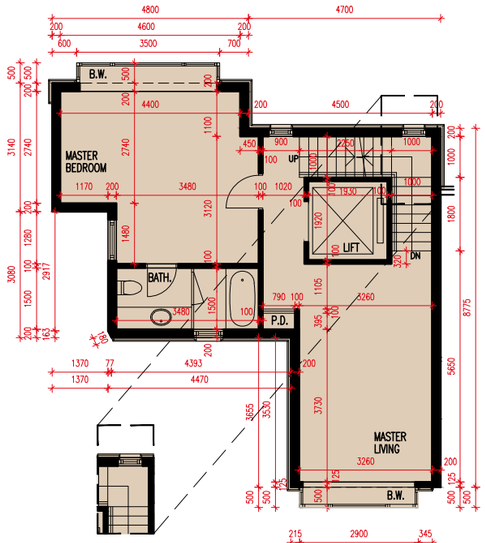

As-is Part Plan of 2/F
(See Note C)
二樓之部分現狀圖
(見備註丙)

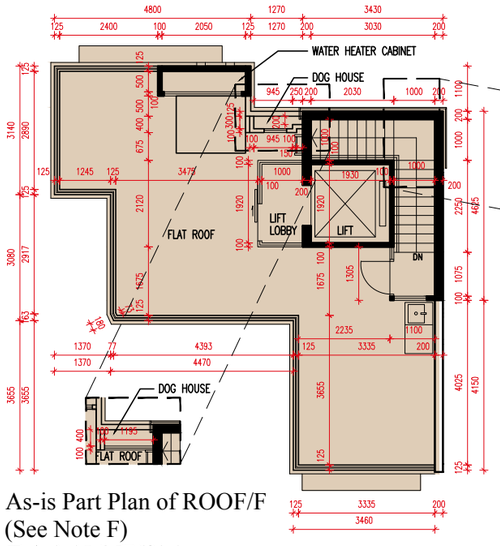

As-is Part Plan of ROOF/F
(See Note F)
天台之部分現狀圖
(見備註己)

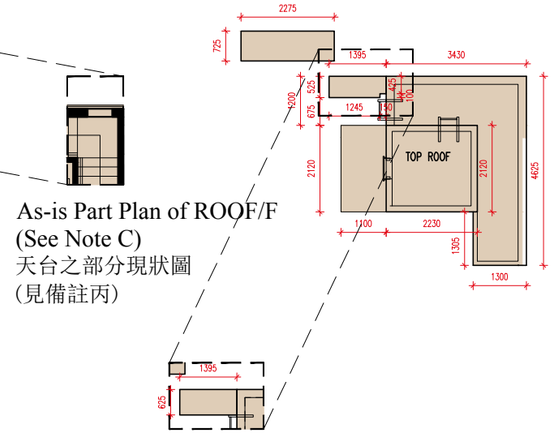

As-is Part Plan of ROOF/F
(See Note C)
天台之部分現狀圖
(見備註丙)

As-is Part Plan of TOP ROOF/F
(See Note F)
上層天台之部分現狀圖
(見備註己)

1/F PLAN
一樓平面圖

As-is Part Plan of 1/F
(See Note C)
一樓之部分現狀圖
(見備註丙)

2/F PLAN
二樓平面圖

ROOF/F PLAN
天台平面圖

TOP ROOF/F PLAN
上層天台平面圖

SCALE 比 例 0M / 米 5M / 米

HOUSE 洋房 2

Notes:

1. The dimensions of the floor plans are all structural dimensions in millimetre.
2. Please refer to page 68 of this sales brochure for legend of the terms and abbreviations shown on the floor plans.
3. There may be architectural features and/or exposed pipes on external walls of some of the floors. Please refer to the latest approved building plans for details.
4. The indications of fittings such as sinks, toilet closets, bathtubs, wash basins, etc. shown on the floor plans are indications of their approximate locations only and not indication of their actual size, design and shape.
5. The internal areas of the residential properties on the upper floors will generally be slightly larger than those on the lower floors because of the reducing thickness of the structural walls on the upper floors. (Not applicable)

備註：

1. 樓面平面圖所列之數字為以毫米標示之建築結構尺寸。
2. 平面圖中顯示之名詞及簡稱請參閱本售樓說明書第68頁。
3. 部份樓層外牆範圍設有建築裝飾及/或外露喉管。詳情請參閱最新的經批准建築圖則。
4. 平面圖所示之裝置如洗滌盆、坐廁、浴缸、面盆等僅供展示其大約位置而非展示其實際大小、設計及形狀。
5. 因住宅物業的較高樓層的結構牆的厚度遞減，較高樓層的內部面積，一般比較低樓層的內部面積稍大。(不適用)

Floor 樓層	The thickness of the floor slab (excluding plaster) of House 2 (mm) 洋房 2 的樓板 (不包括灰泥) 的厚度 (毫米)	The floor-to-floor height of House 2 (mm) 洋房 2 的層與層之間的高度 (毫米)
LG/F 地下低層	200	3000, 3150
G/F 地面層	150, 350	3700, 4000
1/F 一樓	150	3300, 3500
2/F 二樓	150	3500
Roof 天台	150	2800
Top Roof 上層天台	Not Applicable 不適用	Not Applicable 不適用

As-is Part Plan of G/F
(See Note A on Page 23 of this sales brochure)
地面層之部分現狀圖
(見本售樓說明書第23頁的備註甲)

As-is Part Plan of G/F
(See Note B on Page 23 of this sales brochure)
地面層之部分現狀圖
(見本售樓說明書第23頁的備註乙)

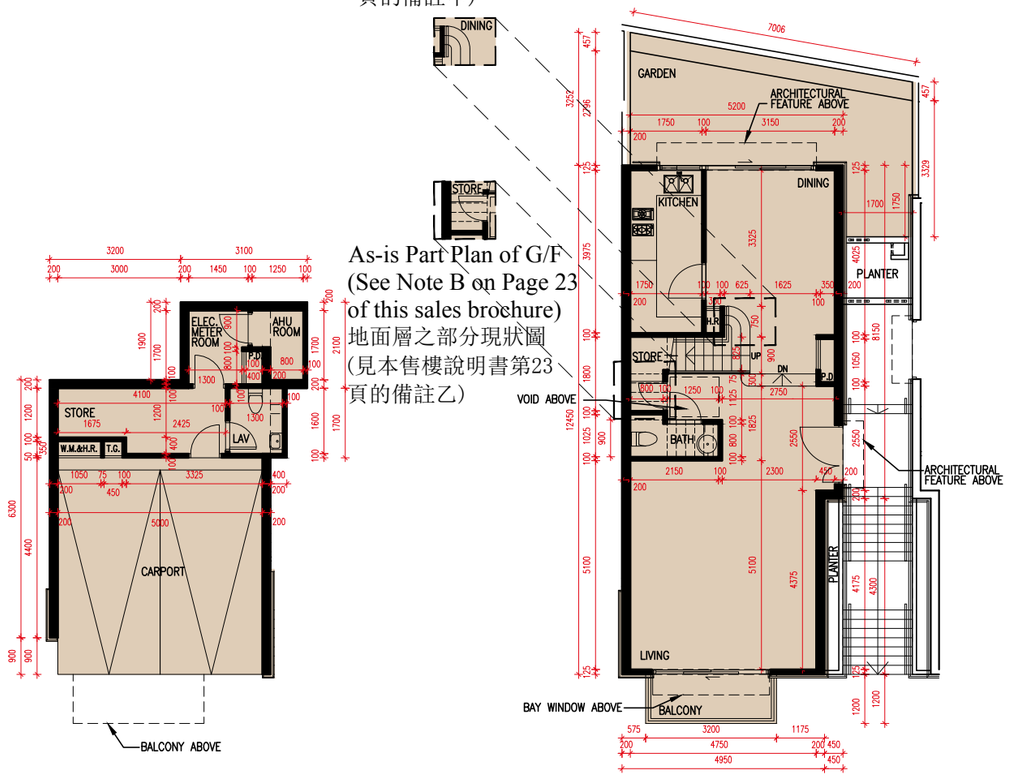

LG/F PLAN
地下低層平面圖

G/F PLAN
地面層平面圖

SCALE 比 例 0M / 米 5M / 米

FLOOR PLANS OF RESIDENTIAL PROPERTIES IN THE DEVELOPMENT
發展項目的住宅物業的樓面平面圖

Notes:
The following alterations to the latest approved building plans are by way of exempted works under the Buildings Ordinance:

A. Adjustments have been made to handrail of staircase.
B. The original block wall and door of Store Room have been removed and replaced by a block wall and a door of different dimensions.
C. A glass partition has been added to the bathtub.
D. The sliding door has been replaced by a swing door at the shower cubicle.
E. The original Dog House has been removed and replaced by a new Dog House of different dimensions.

備註：
下列對最近期的經批准建築圖則的改動屬於《建築物條例》下的豁免工程：

甲. 樓梯扶手已被改動。
乙. 原來的儲物房的間隔牆連門已拆除及以不同尺寸的間隔牆連門取代。
丙. 浴缸已加建玻璃間隔。
丁. 淋浴間的趟門已由掩門取代。
戊. 原來的管道房已拆除及以不同尺寸的新管道房取代。

As-is Part Plan of 1/F
(See Note C)
一樓之部分現狀圖
(見備註丙)

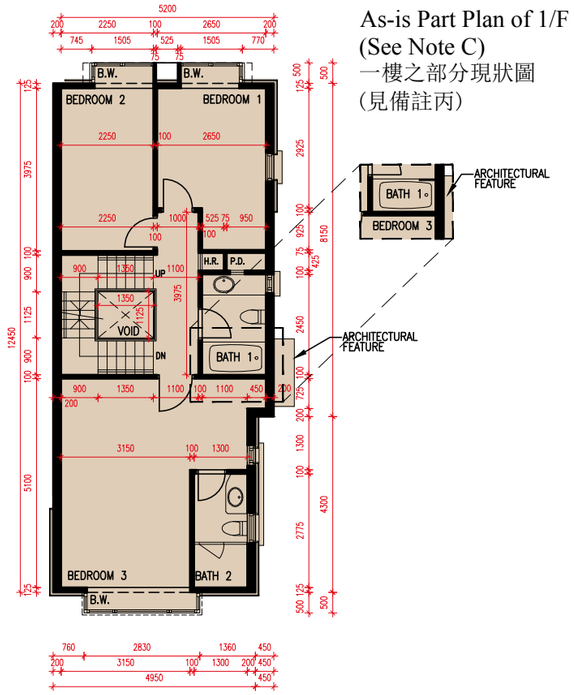

As-is Part Plan of 2/F
(See Note D)
二樓之部分現狀圖
(見備註丁)

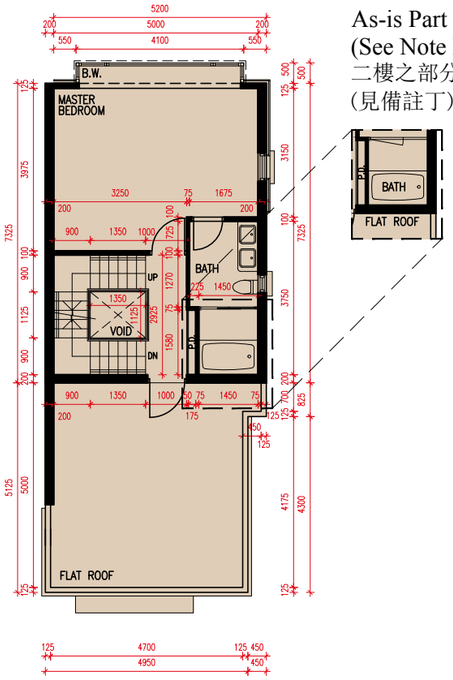

As-is Part Plan of ROOF/F
(See Note E)
天台之部分現狀圖
(見備註戊)

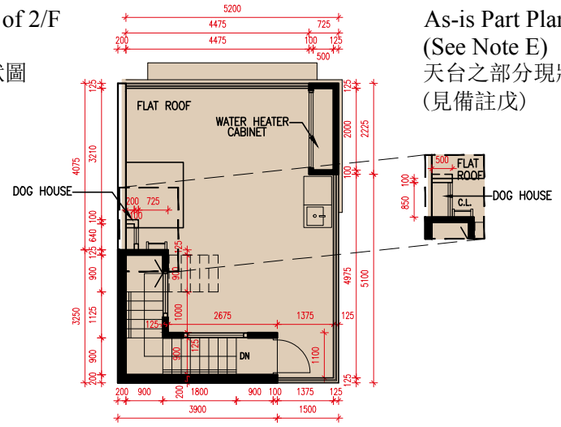

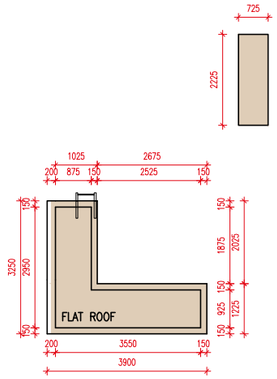

1/F PLAN
一樓平面圖

2/F PLAN
二樓平面圖

ROOF/F PLAN
天台平面圖

TOP ROOF/F PLAN
上層天台平面圖

SCALE 比例 0M / 米 5M / 米

FLOOR PLANS OF RESIDENTIAL PROPERTIES IN THE DEVELOPMENT
發展項目的住宅物業的樓面平面圖

HOUSE 洋房 3

Notes:

1. The dimensions of the floor plans are all structural dimensions in millimetre.
2. Please refer to page 68 of this sales brochure for legend of the terms and abbreviations shown on the floor plans.
3. There may be architectural features and/or exposed pipes on external walls of some of the floors. Please refer to the latest approved building plans for details.
4. The indications of fittings such as sinks, toilet closets, bathtubs, wash basins, etc. shown on the floor plans are indications of their approximate locations only and not indication of their actual size, design and shape.
5. The internal areas of the residential properties on the upper floors will generally be slightly larger than those on the lower floors because of the reducing thickness of the structural walls on the upper floors. (Not applicable)

備註：

1. 樓面平面圖所列之數字為以毫米標示之建築結構尺寸。
2. 平面圖中顯示之名詞及簡稱請參閱本售樓說明書第68頁。
3. 部份樓層外牆範圍設有建築裝飾及/或外露喉管。詳情請參閱最新的經批准建築圖則。
4. 平面圖所示之裝置如洗滌盆、坐廁、浴缸、面盆等僅供展示其大約位置而非展示其實際大小、設計及形狀。
5. 因住宅物業的較高樓層的結構牆的厚度遞減，較高樓層的內部面積，一般比較低樓層的內部面積稍大。(不適用)

Floor 樓層	The thickness of the floor slab (excluding plaster) of House 3 (mm) 洋房 3 的樓板 (不包括灰泥) 的厚度 (毫米)	The floor-to-floor height of House 3 (mm) 洋房 3 的層與層之間的高度 (毫米)
LG/F 地下低層	200	3000, 3150
G/F 地面層	150, 350	3700, 4000
1/F 一樓	150	3300, 3500
2/F 二樓	150	3500
Roof 天台	150	2800
Top Roof 上層天台	Not Applicable 不適用	Not Applicable 不適用

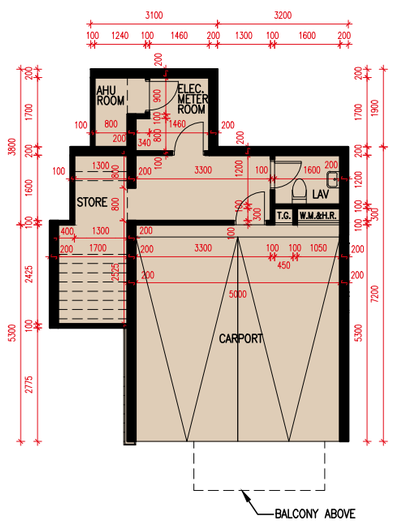

LG/F PLAN
地下低層平面圖

As-is Part Plan of G/F
(See Note A on Page 25 of this sales brochure)
地面層之部分現狀圖
(見本售樓說明書第25頁的備註甲)

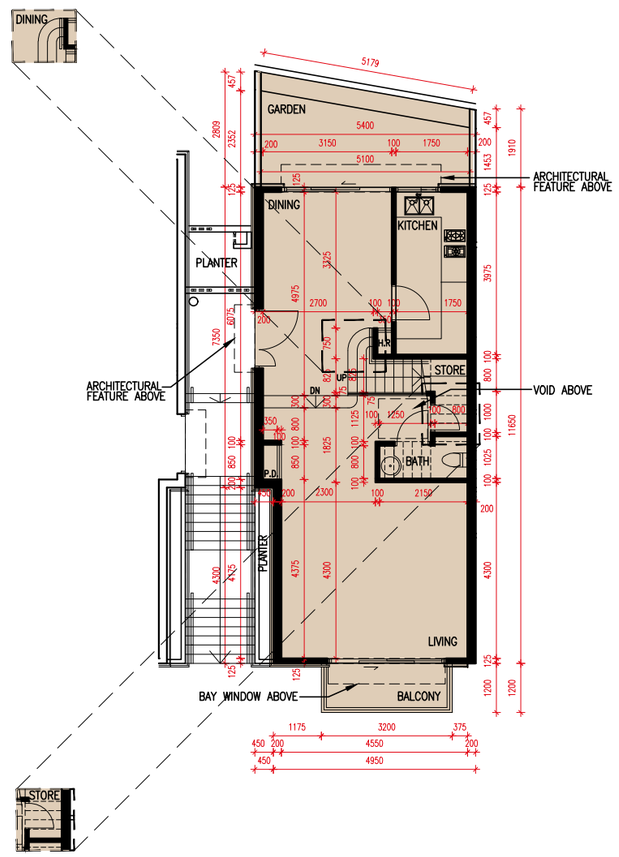

As-is Part Plan of G/F
(See Note B on Page 25 of this sales brochure)
地面層之部分現狀圖
(見本售樓說明書第25頁的備註乙)

G/F PLAN
地面層平面圖

SCALE 比 例 0M / 米 5M / 米

FLOOR PLANS OF RESIDENTIAL PROPERTIES IN THE DEVELOPMENT
發展項目的住宅物業的樓面平面圖

Notes:
The following alterations to the latest approved building plans are by way of exempted works under the Buildings Ordinance:

A. Adjustments have been made to handrail of staircase.
B. The original block wall and door of Store Room have been removed and replaced by a block wall and a door of different dimensions.
C. A glass partition has been added to the bathtub.
D. The sliding door has been replaced by a swing door at the shower cubicle.
E. The original Dog House has been removed and replaced by a new Dog House of different dimensions.

備註：
下列對最近期的經批准建築圖則的改動屬於《建築物條例》下的豁免工程：

甲. 樓梯扶手已被改動。
乙. 原來的儲物房的間隔牆連門已拆除及以不同尺寸的間隔牆連門取代。
丙. 浴缸已加建玻璃間隔。
丁. 淋浴間的趟門已由掩門取代。
戊. 原來的管道房已拆除及以不同尺寸的新管道房取代。

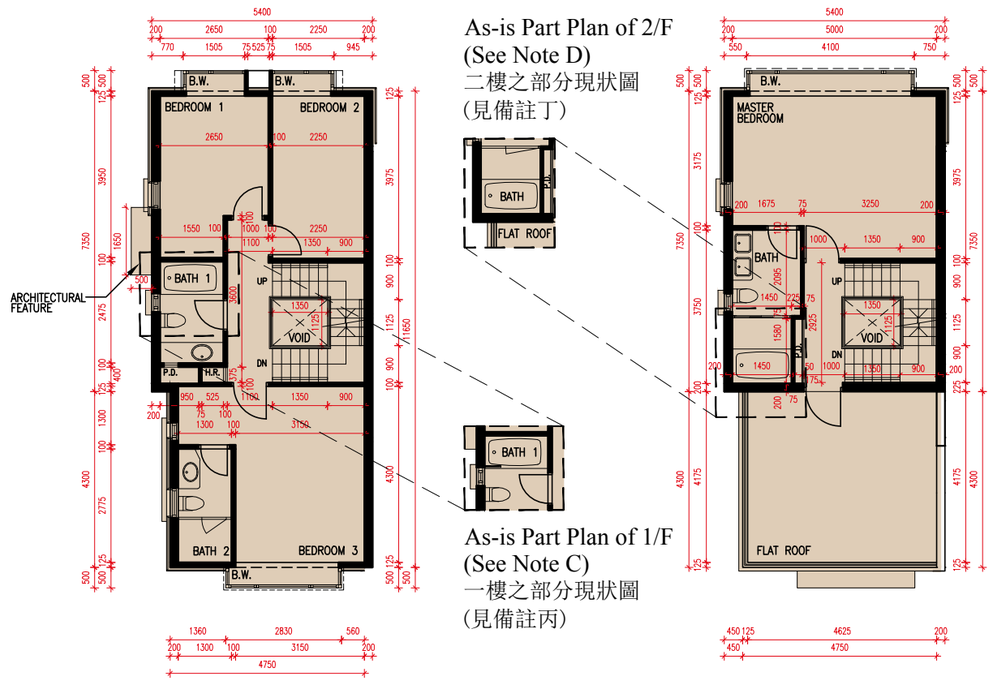

1/F PLAN
一樓平面圖

2/F PLAN
二樓平面圖

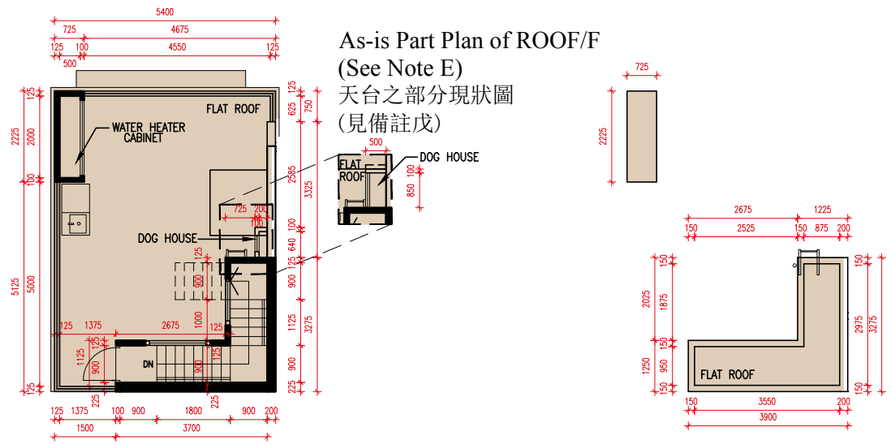

ROOF/F PLAN
天台平面圖

TOP ROOF/F PLAN
上層天台平面圖

SCALE 比 例 0M / 米 5M / 米

FLOOR PLANS OF RESIDENTIAL PROPERTIES IN THE DEVELOPMENT
發展項目的住宅物業的樓面平面圖

HOUSE 洋房 5

Note:

1. The dimensions of the floor plans are all structural dimensions in millimetre.
2. Please refer to page 68 of this sales brochure for legend of the terms and abbreviations shown on the floor plans.
3. There may be architectural features and/or exposed pipes on external walls of some of the floors. Please refer to the latest approved building plans for details.
4. The indications of fittings such as sinks, toilet closets, bathtubs, wash basins, etc. shown on the floor plans are indications of their approximate locations only and not indication of their actual size, design and shape.
5. The internal areas of the residential properties on the upper floors will generally be slightly larger than those on the lower floors because of the reducing thickness of the structural walls on the upper floors. (Not applicable)

備註：

1. 樓面平面圖所列之數字為以毫米標示之建築結構尺寸。
2. 平面圖中顯示之名詞及簡稱請參閱本售樓說明書第68頁。
3. 部份樓層外牆範圍設有建築裝飾及/或外露喉管。詳情請參閱最新的經批准建築圖則。
4. 平面圖所示之裝置如洗滌盆、坐廁、浴缸、面盆等僅供展示其大約位置而非展示其實際大小、設計及形狀。
5. 因住宅物業的較高樓層的結構牆的厚度遞減，較高樓層的內部面積，一般比較低樓層的內部面積稍大。(不適用)

Floor 樓層	The thickness of the floor slab (excluding plaster) of House 5 (mm) 洋房 5 的樓板 (不包括灰泥) 的厚度 (毫米)	The floor-to-floor height of House 5 (mm) 洋房 5 的層與層之間的高度 (毫米)
LG/F 地下低層	200	3000, 3150
G/F 地面層	150, 350	3700, 4000
1/F 一樓	150	3300, 3500
2/F 二樓	150	3500
Roof 天台	150	2800
Top Roof 上層天台	Not Applicable 不適用	Not Applicable 不適用

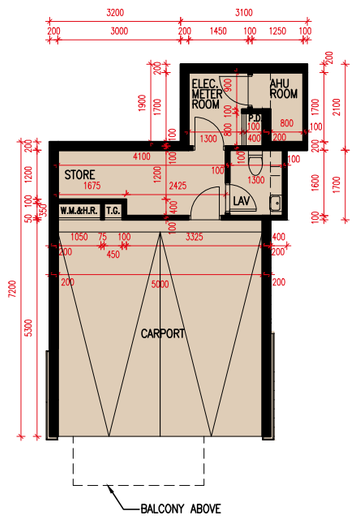

LG/F PLAN
地下低層平面圖

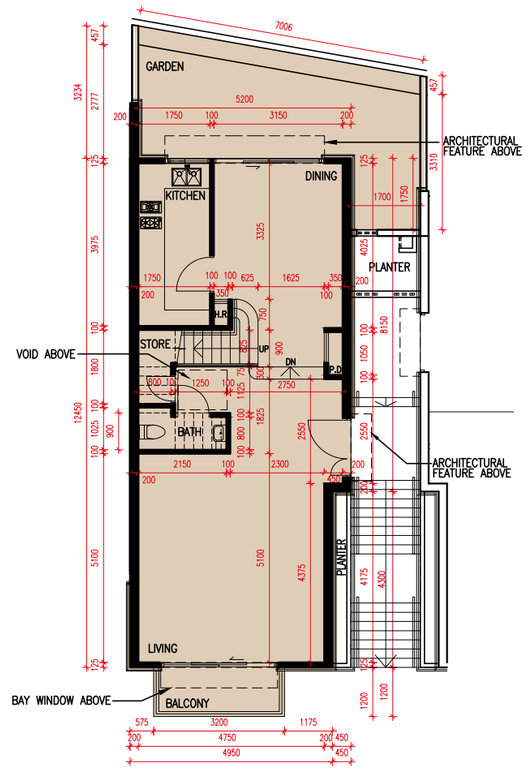

G/F PLAN
地面層平面圖

SCALE 比 例 0M / 米 5M / 米

FLOOR PLANS OF RESIDENTIAL PROPERTIES IN THE DEVELOPMENT
發展項目的住宅物業的樓面平面圖

Notes:
The following alterations to the latest approved building plans are by way of exempted works under the Buildings Ordinance:

A. Adjustments have been made to handrail of staircase.
B. The original block wall and door of Store Room have been removed and replaced by a block wall and a door of different dimensions.
C. A glass partition has been added to the bathtub.
D. The sliding door has been replaced by a swing door at the shower cubicle.
E. The original Dog House has been removed and replaced by a new Dog House of different dimensions.

備註：
下列對最近期的經批准建築圖則的改動屬於《建築物條例》下的豁免工程：

甲. 樓梯扶手已被改動。
乙. 原來的儲物房的間隔牆連門已拆除及以不同尺寸的間隔牆連門取代。
丙. 浴缸已加建玻璃間隔。
丁. 淋浴間的趟門已由掩門取代。
戊. 原來的管道房已拆除及以不同尺寸的新管道房取代。

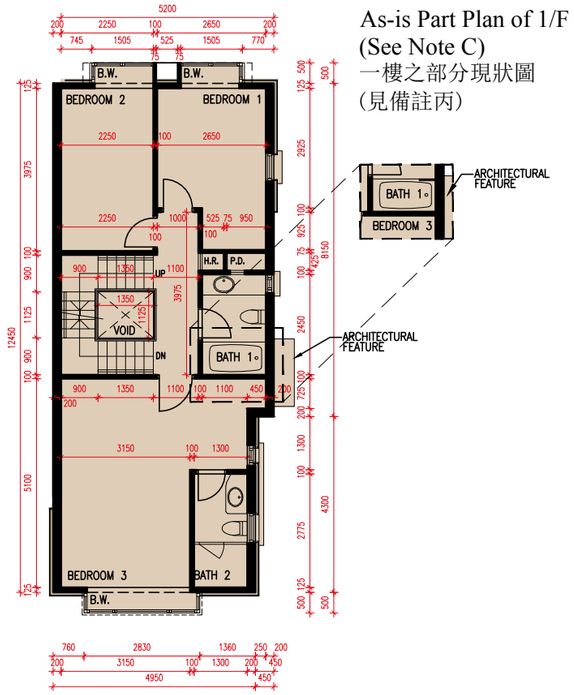

As-is Part Plan of 1/F
(See Note C)
一樓之部分現狀圖
(見備註丙)

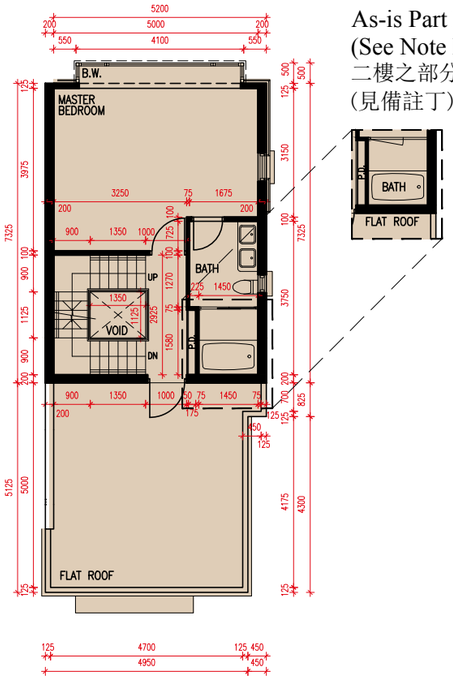

As-is Part Plan of 2/F
(See Note D)
二樓之部分現狀圖
(見備註丁)

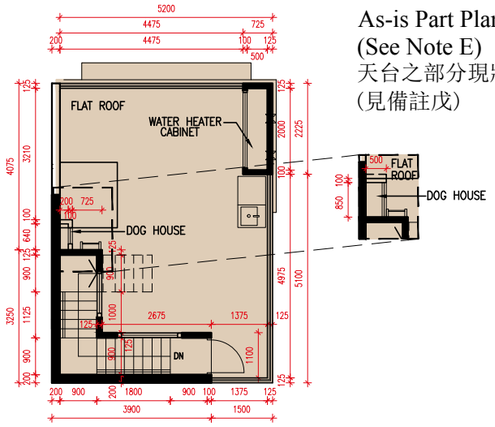

As-is Part Plan of ROOF/F
(See Note E)
天台之部分現狀圖
(見備註戊)

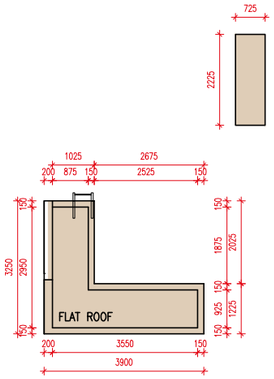

1/F PLAN
一樓平面圖

2/F PLAN
二樓平面圖

ROOF/F PLAN
天台平面圖

TOP ROOF/F PLAN
上層天台平面圖

SCALE 比 例 0M / 米 5M / 米

FLOOR PLANS OF RESIDENTIAL PROPERTIES IN THE DEVELOPMENT
發展項目的住宅物業的樓面平面圖

HOUSE 洋房 6

Notes:

1. The dimensions of the floor plans are all structural dimensions in millimetre.
2. Please refer to page 68 of this sales brochure for legend of the terms and abbreviations shown on the floor plans.
3. There may be architectural features and/or exposed pipes on external walls of some of the floors. Please refer to the latest approved building plans for details.
4. The indications of fittings such as sinks, toilet closets, bathtubs, wash basins, etc. shown on the floor plans are indications of their approximate locations only and not indication of their actual size, design and shape.
5. The internal areas of the residential properties on the upper floors will generally be slightly larger than those on the lower floors because of the reducing thickness of the structural walls on the upper floors. (Not applicable)

備註：

1. 樓面平面圖所列之數字為以毫米標示之建築結構尺寸。
2. 平面圖中顯示之名詞及簡稱請參閱本售樓說明書第68頁。
3. 部份樓層外牆範圍設有建築裝飾及/或外露喉管。詳情請參閱最新的經批准建築圖則。
4. 平面圖所示之裝置如洗滌盆、坐廁、浴缸、面盆等僅供展示其大約位置而非展示其實際大小、設計及形狀。
5. 因住宅物業的較高樓層的結構牆的厚度遞減，較高樓層的內部面積，一般比較低樓層的內部面積稍大。(不適用)

Floor 樓層	The thickness of the floor slab (excluding plaster) of House 6 (mm) 洋房 6 的樓板 (不包括灰泥) 的厚度 (毫米)	The floor-to-floor height of House 6 (mm) 洋房 6 的層與層之間的高度 (毫米)
LG/F 地下低層	200	3000, 3150
G/F 地面層	150, 350	3700, 4000
1/F 一樓	150	3300, 3500
2/F 二樓	150	3500
Roof 天台	150	2800
Top Roof 上層天台	Not Applicable 不適用	Not Applicable 不適用

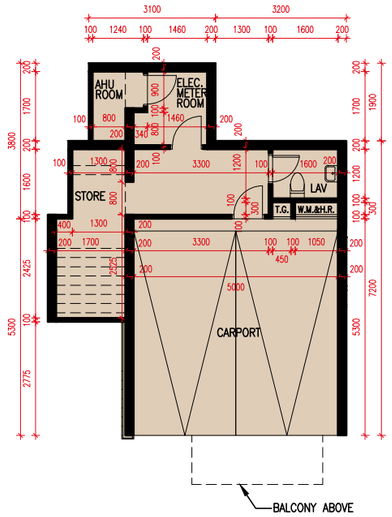

LG/F PLAN
地下低層平面圖

As-is Part Plan of G/F
(See Note A on Page 29 of this sales brochure)
地面層之部分現狀圖
(見本售樓說明書第29頁的備註甲)

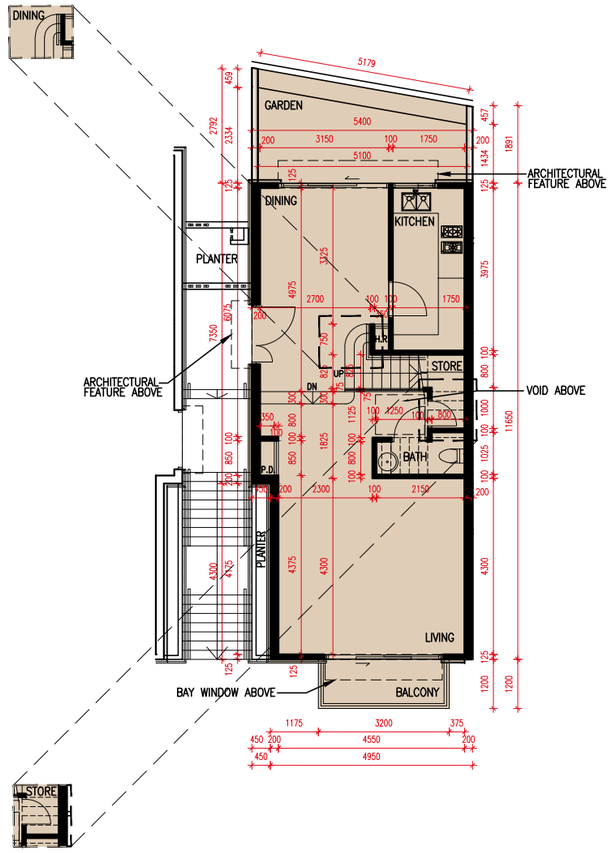

As-is Part Plan of G/F
(See Note B on Page 29 of this sales brochure)
地面層之部分現狀圖
(見本售樓說明書第29頁的備註乙)

G/F PLAN
地面層平面圖

SCALE 比 例 0M / 米 5M / 米

FLOOR PLANS OF RESIDENTIAL PROPERTIES IN THE DEVELOPMENT
發展項目的住宅物業的樓面平面圖

Notes:
The following alterations to the latest approved building plans are by way of exempted works under the Buildings Ordinance:

A. Adjustments have been made to handrail of staircase.
B. The original block wall and door of Store Room have been removed and replaced by a block wall and a door of different dimensions.
C. A glass partition has been added to the bathtub.
D. The sliding door has been replaced by a swing door at the shower cubicle.
E. The original Dog House has been removed and replaced by a new Dog House of different dimensions.

備註：
下列對最近期的經批准建築圖則的改動屬於《建築物條例》下的豁免工程：

甲. 樓梯扶手已被改動。
乙. 原來的儲物房的間隔牆連門已拆除及以不同尺寸的間隔牆連門取代。
丙. 浴缸已加建玻璃間隔。
丁. 淋浴間的趟門已由掩門取代。
戊. 原來的管道房已拆除及以不同尺寸的新管道房取代。

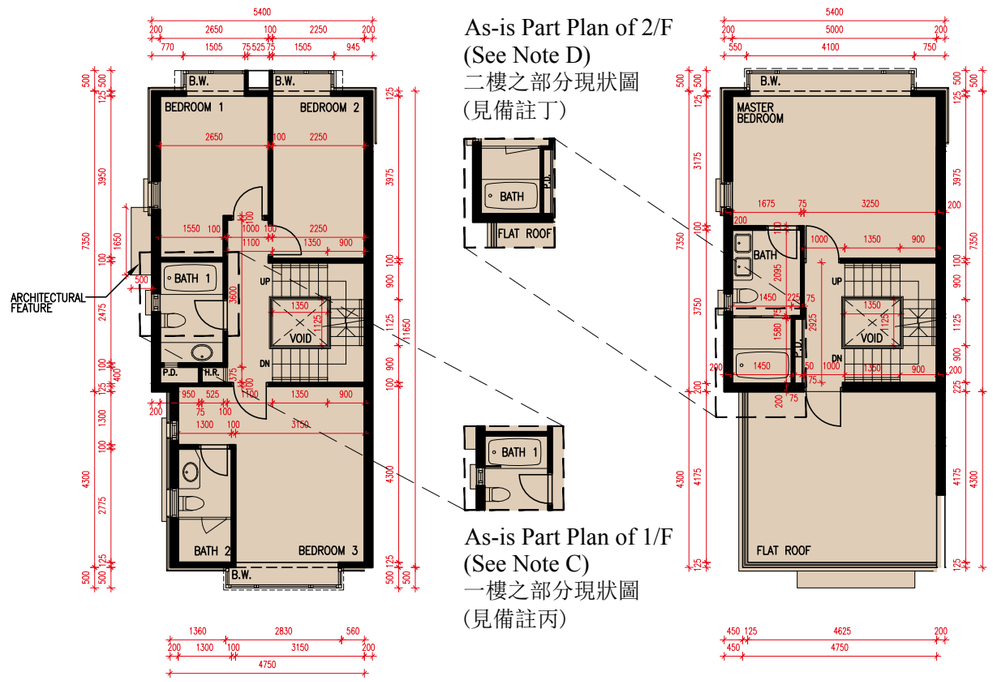

1/F PLAN
一樓平面圖

2/F PLAN
二樓平面圖

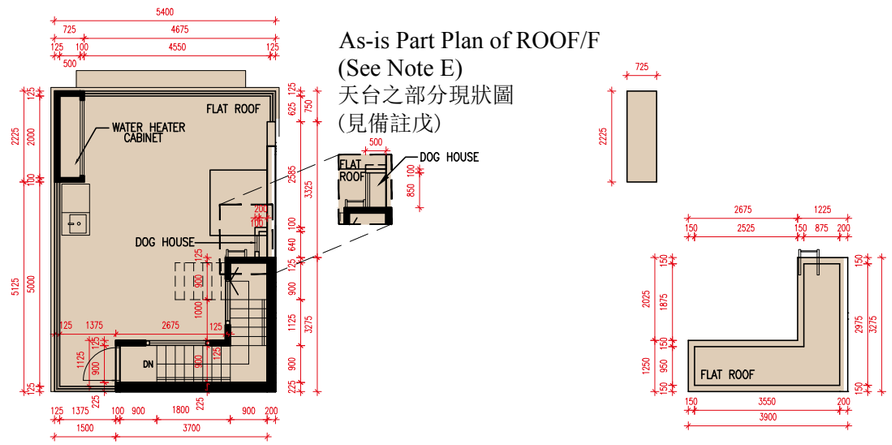

ROOF/F PLAN
天台平面圖

TOP ROOF/F PLAN
上層天台平面圖

SCALE 比 例 0M / 米 5M / 米

HOUSE 洋房 7

Notes:

1. The dimensions of the floor plans are all structural dimensions in millimetre.
2. Please refer to page 68 of this sales brochure for legend of the terms and abbreviations shown on the floor plans.
3. There may be architectural features and/or exposed pipes on external walls of some of the floors. Please refer to the latest approved building plans for details.
4. The indications of fittings such as sinks, toilet closets, bathtubs, wash basins, etc. shown on the floor plans are indications of their approximate locations only and not indication of their actual size, design and shape.
5. The internal areas of the residential properties on the upper floors will generally be slightly larger than those on the lower floors because of the reducing thickness of the structural walls on the upper floors. (Not applicable)

備註：

1. 樓面平面圖所列之數字為以毫米標示之建築結構尺寸。
2. 平面圖中顯示之名詞及簡稱請參閱本售樓說明書第68頁。
3. 部份樓層外牆範圍設有建築裝飾及/或外露喉管。詳情請參閱最新的經批准建築圖則。
4. 平面圖所示之裝置如洗滌盆、坐廁、浴缸、面盆等僅供展示其大約位置而非展示其實際大小、設計及形狀。
5. 因住宅物業的較高樓層的結構牆的厚度遞減，較高樓層的內部面積，一般比較低樓層的內部面積稍大。(不適用)

Floor 樓層	The thickness of the floor slab (excluding plaster) of House 7 (mm) 洋房 7 的樓板 (不包括灰泥) 的厚度 (毫米)	The floor-to-floor height of House 7 (mm) 洋房 7 的層與層之間的高度 (毫米)
LG/F 地下低層	200	3000, 3150
G/F 地面層	150, 350	3700, 4000
1/F 一樓	150	3300, 3500
2/F 二樓	150	3500
Roof 天台	150	2800
Top Roof 上層天台	Not Applicable 不適用	Not Applicable 不適用

As-is Part Plan of G/F
(See Note A on Page 31 of this sales brochure)
地面層之部分現狀圖
(見本售樓說明書第31頁的備註甲)

As-is Part Plan of G/F
(See Note B on Page 31 of this sales brochure)
地面層之部分現狀圖
(見本售樓說明書第31頁的備註乙)

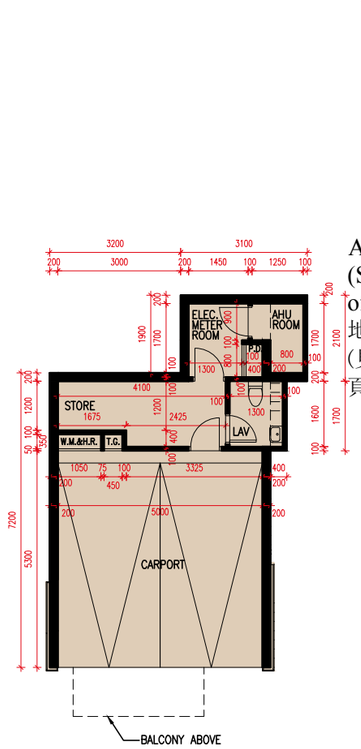

LG/F PLAN
地下低層平面圖

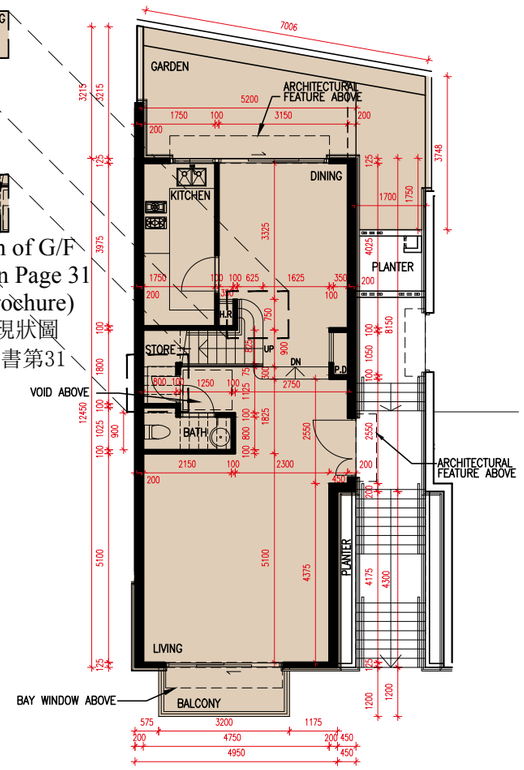

G/F PLAN
地面層平面圖

SCALE 比 例 0M / 米 5M / 米

FLOOR PLANS OF RESIDENTIAL PROPERTIES IN THE DEVELOPMENT
發展項目的住宅物業的樓面平面圖

Notes:
The following alterations to the latest approved building plans are by way of exempted works under the Buildings Ordinance:

A. Adjustments have been made to handrail of staircase.
B. The original block wall and door of Store Room have been removed and replaced by a block wall and a door of different dimensions.
C. A glass partition has been added to the bathtub.
D. The sliding door has been replaced by a swing door at the shower cubicle.
E. The original Dog House has been removed and replaced by a new Dog House of different dimensions.

備註：
下列對最近期的經批准建築圖則的改動屬於《建築物條例》下的豁免工程：

甲. 樓梯扶手已被改動。
乙. 原來的儲物房的間隔牆連門已拆除及以不同尺寸的間隔牆連門取代。
丙. 浴缸已加建玻璃間隔。
丁. 淋浴間的趟門已由掩門取代。
戊. 原來的管道房已拆除及以不同尺寸的新管道房取代。

As-is Part Plan of 1/F
(See Note C)
一樓之部分現狀圖
(見備註丙)

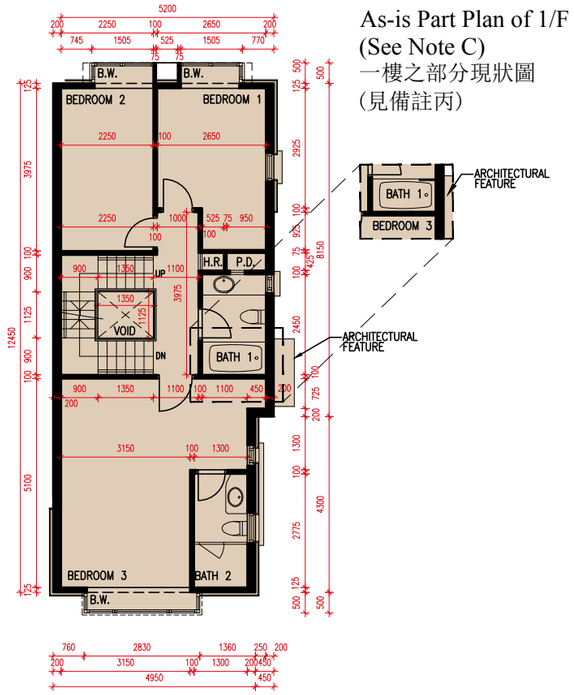

As-is Part Plan of 2/F
(See Note D)
二樓之部分現狀圖
(見備註丁)

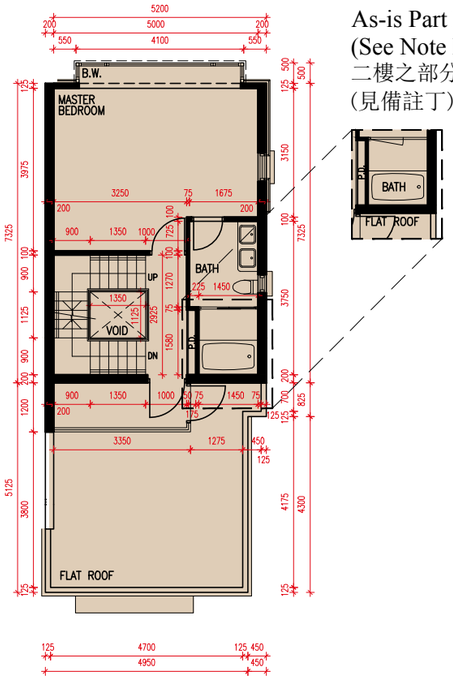

As-is Part Plan of ROOF/F
(See Note E)
天台之部分現狀圖
(見備註戊)

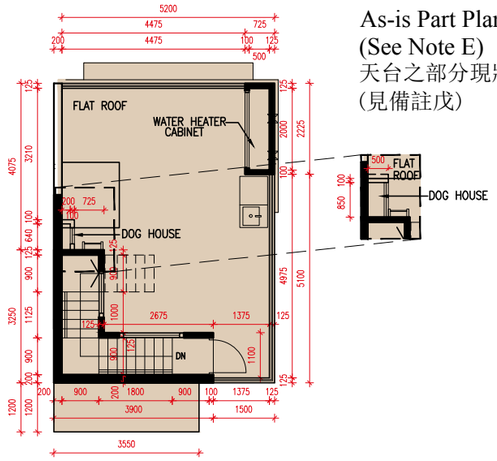

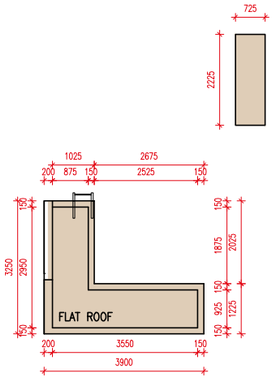

1/F PLAN
一樓平面圖

2/F PLAN
二樓平面圖

ROOF/F PLAN
天台平面圖

TOP ROOF/F PLAN
上層天台平面圖

SCALE 比 例 0M / 米 5M / 米

FLOOR PLANS OF RESIDENTIAL PROPERTIES IN THE DEVELOPMENT
發展項目的住宅物業的樓面平面圖

HOUSE 洋房 8

Notes:

1. The dimensions of the floor plans are all structural dimensions in millimetre.
2. Please refer to page 68 of this sales brochure for legend of the terms and abbreviations shown on the floor plans.
3. There may be architectural features and/or exposed pipes on external walls of some of the floors. Please refer to the latest approved building plans for details.
4. The indications of fittings such as sinks, toilet closets, bathtubs, wash basins, etc. shown on the floor plans are indications of their approximate locations only and not indication of their actual size, design and shape.
5. The internal areas of the residential properties on the upper floors will generally be slightly larger than those on the lower floors because of the reducing thickness of the structural walls on the upper floors. (Not applicable)

備註：

1. 樓面平面圖所列之數字為以毫米標示之建築結構尺寸。
2. 平面圖中顯示之名詞及簡稱請參閱本售樓說明書第68頁。
3. 部份樓層外牆範圍設有建築裝飾及/或外露喉管。詳情請參閱最新的經批准建築圖則。
4. 平面圖所示之裝置如洗滌盆、坐廁、浴缸、面盆等僅供展示其大約位置而非展示其實際大小、設計及形狀。
5. 因住宅物業的較高樓層的結構牆的厚度遞減，較高樓層的內部面積，一般比較低樓層的內部面積稍大。(不適用)

Floor 樓層	The thickness of the floor slab (excluding plaster) of House 8 (mm) 洋房 8 的樓板 (不包括灰泥) 的厚度 (毫米)	The floor-to-floor height of House 8 (mm) 洋房 8 的層與層之間的高度 (毫米)
LG/F 地下低層	200	3000, 3150
G/F 地面層	150, 350	3700, 4000
1/F 一樓	150	3300, 3500
2/F 二樓	150	3500
Roof 天台	150	2800
Top Roof 上層天台	Not Applicable 不適用	Not Applicable 不適用

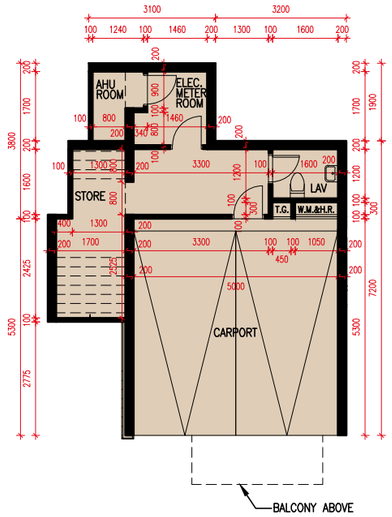

LG/F PLAN
地下低層平面圖

As-is Part Plan of G/F
(See Note A on Page 33 of this sales brochure)
地面層之部分現狀圖
(見本售樓說明書第33頁的備註甲)

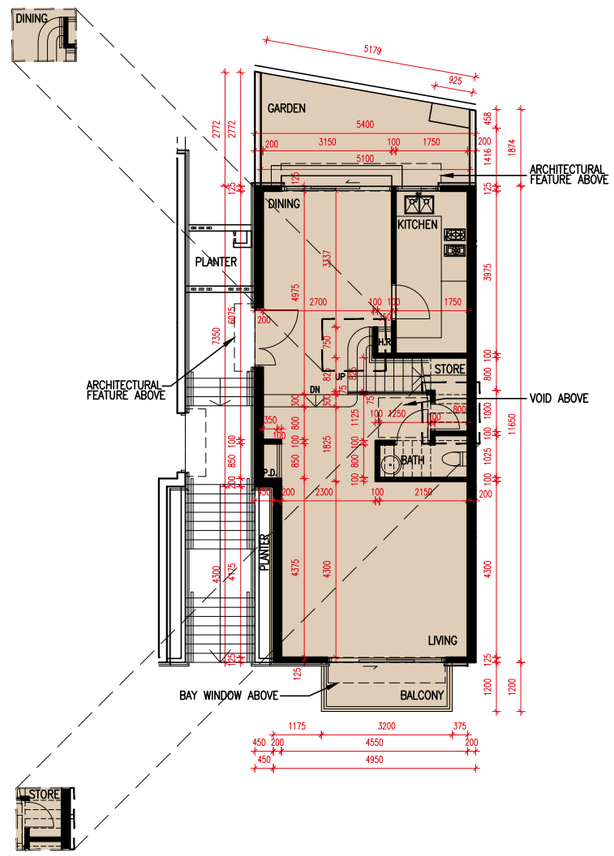

As-is Part Plan of G/F
(See Note B on Page 33 of this sales brochure)
地面層之部分現狀圖
(見本售樓說明書第33頁的備註乙)

G/F PLAN
地面層平面圖

SCALE 比 例 0M / 米 5M / 米

FLOOR PLANS OF RESIDENTIAL PROPERTIES IN THE DEVELOPMENT
發展項目的住宅物業的樓面平面圖

Notes:
The following alterations to the latest approved building plans are by way of exempted works under the Buildings Ordinance:

A. Adjustments have been made to handrail of staircase.
B. The original block wall and door of Store Room have been removed and replaced by a block wall and a door of different dimensions.
C. A glass partition has been added to the bathtub.
D. The sliding door has been replaced by a swing door at the shower cubicle.
E. The original Dog House has been removed and replaced by a new Dog House of different dimensions.

備註：
下列對最近期的經批准建築圖則的改動屬於《建築物條例》下的豁免工程：

甲. 樓梯扶手已被改動。
乙. 原來的儲物房的間隔牆連門已拆除及以不同尺寸的間隔牆連門取代。
丙. 浴缸已加建玻璃間隔。
丁. 淋浴間的趟門已由掩門取代。
戊. 原來的管道房已拆除及以不同尺寸的新管道房取代。

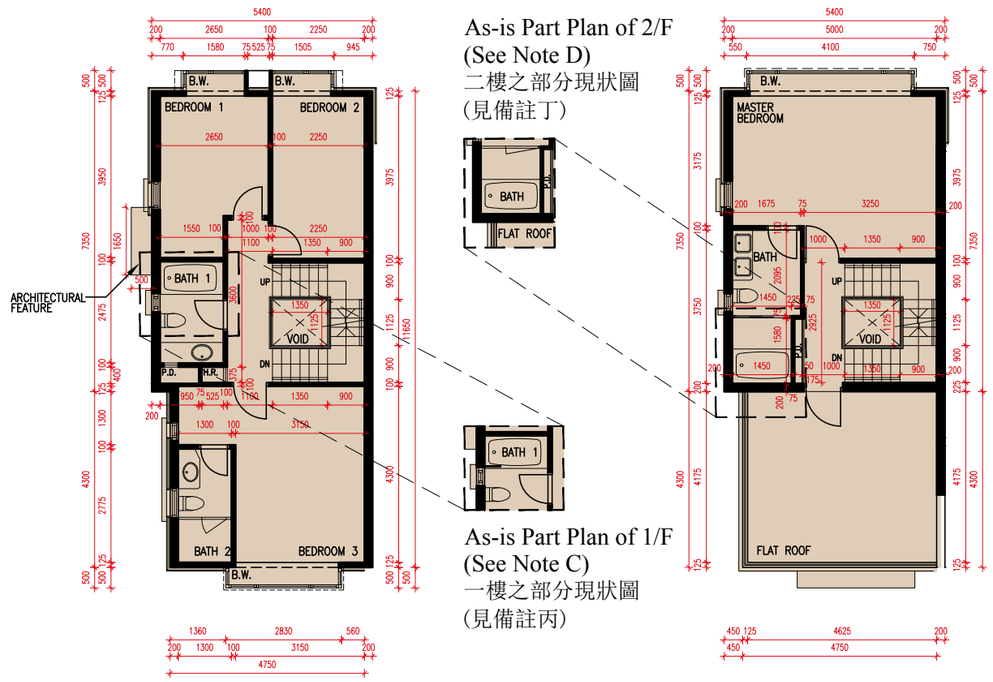

1/F PLAN
一樓平面圖

2/F PLAN
二樓平面圖

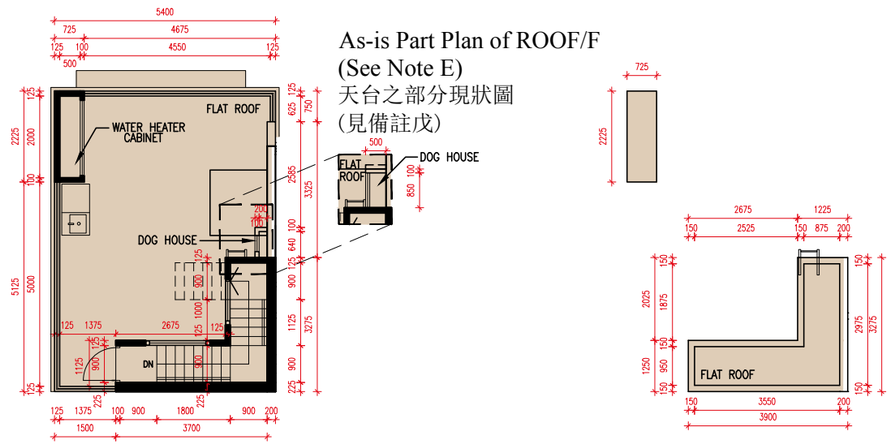

ROOF/F PLAN
天台平面圖

TOP ROOF/F PLAN
上層天台平面圖

SCALE 比 例 0M / 米 5M / 米

FLOOR PLANS OF RESIDENTIAL PROPERTIES IN THE DEVELOPMENT
發展項目的住宅物業的樓面平面圖

HOUSE 洋房 9

Notes:

1. The dimensions of the floor plans are all structural dimensions in millimetre.
2. Please refer to page 68 of this sales brochure for legend of the terms and abbreviations shown on the floor plans.
3. There may be architectural features and/or exposed pipes on external walls of some of the floors. Please refer to the latest approved building plans for details.
4. The indications of fittings such as sinks, toilet closets, bathtubs, wash basins, etc. shown on the floor plans are indications of their approximate locations only and not indication of their actual size, design and shape.
5. The internal areas of the residential properties on the upper floors will generally be slightly larger than those on the lower floors because of the reducing thickness of the structural walls on the upper floors. (Not applicable)

備註：

1. 樓面平面圖所列之數字為以毫米標示之建築結構尺寸。
2. 平面圖中顯示之名詞及簡稱請參閱本售樓說明書第68頁。
3. 部份樓層外牆範圍設有建築裝飾及/或外露喉管。詳情請參閱最新的經批准建築圖則。
4. 平面圖所示之裝置如洗滌盆、坐廁、浴缸、面盆等僅供展示其大約位置而非展示其實際大小、設計及形狀。
5. 因住宅物業的較高樓層的結構牆的厚度遞減，較高樓層的內部面積，一般比較低樓層的內部面積稍大。(不適用)

Floor 樓層	The thickness of the floor slab (excluding plaster) of House 9 (mm) 洋房 9 的樓板 (不包括灰泥) 的厚度 (毫米)	The floor-to-floor height of House 9 (mm) 洋房 9 的層與層之間的高度 (毫米)
LG/F 地下低層	200	3000, 3150
G/F 地面層	150, 350	3700, 4000
1/F 一樓	150	3300, 3500
2/F 二樓	150	3500
Roof 天台	150	2800
Top Roof 上層天台	Not Applicable 不適用	Not Applicable 不適用

As-is Part Plan of G/F
(See Note A on Page 35 of this sales brochure)
地面層之部分現狀圖
(見本售樓說明書第35頁的備註甲)

As-is Part Plan of G/F
(See Note B on Page 35 of this sales brochure)
地面層之部分現狀圖
(見本售樓說明書第35頁的備註乙)

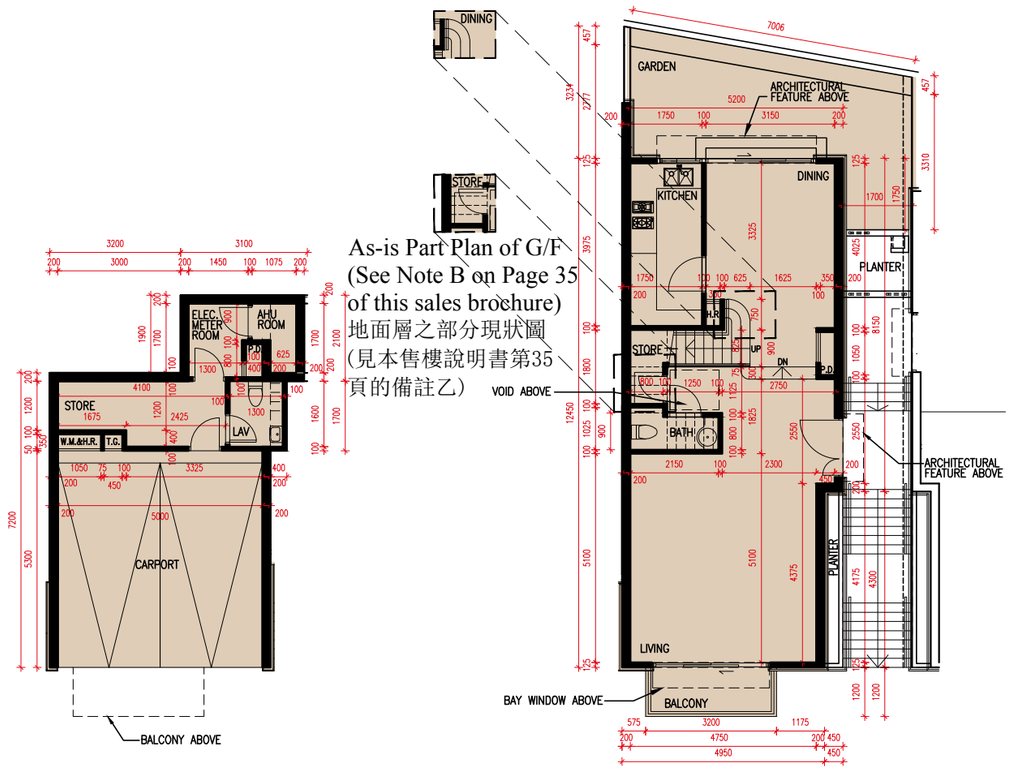

LG/F PLAN
地下低層平面圖

G/F PLAN
地面層平面圖

SCALE 比 例 0M / 米 5M / 米

FLOOR PLANS OF RESIDENTIAL PROPERTIES IN THE DEVELOPMENT
發展項目的住宅物業的樓面平面圖

Notes:
The following alterations to the latest approved building plans are by way of exempted works under the Buildings Ordinance:

A. Adjustments have been made to handrail of staircase.
B. The original block wall and door of Store Room have been removed and replaced by a block wall and a door of different dimensions.
C. A glass partition has been added to the bathtub.
D. The sliding door has been replaced by a swing door at the shower cubicle.
E. The original Dog House has been removed and replaced by a new Dog House of different dimensions.

備註：
下列對最近期的經批准建築圖則的改動屬於《建築物條例》下的豁免工程：

甲. 樓梯扶手已被改動。
乙. 原來的儲物房的間隔牆連門已拆除及以不同尺寸的間隔牆連門取代。
丙. 浴缸已加建玻璃間隔。
丁. 淋浴間的趟門已由掩門取代。
戊. 原來的管道房已拆除及以不同尺寸的新管道房取代。

As-is Part Plan of 1/F
(See Note C)
一樓之部分現狀圖
(見備註丙)

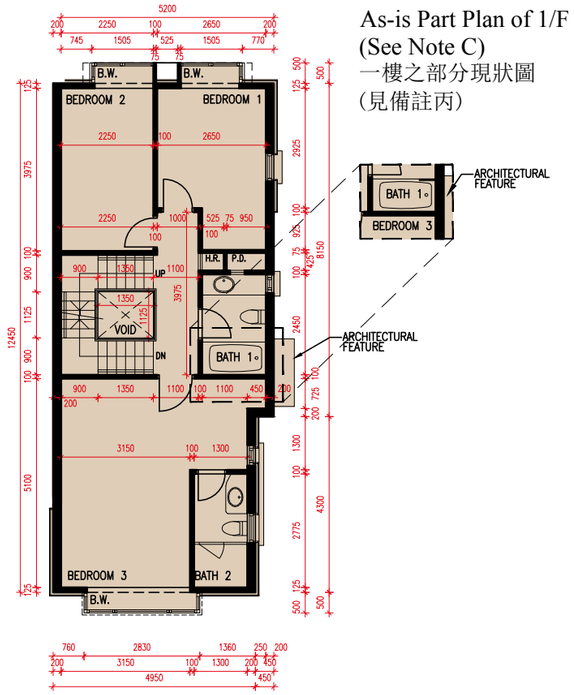

As-is Part Plan of 2/F
(See Note D)
二樓之部分現狀圖
(見備註丁)

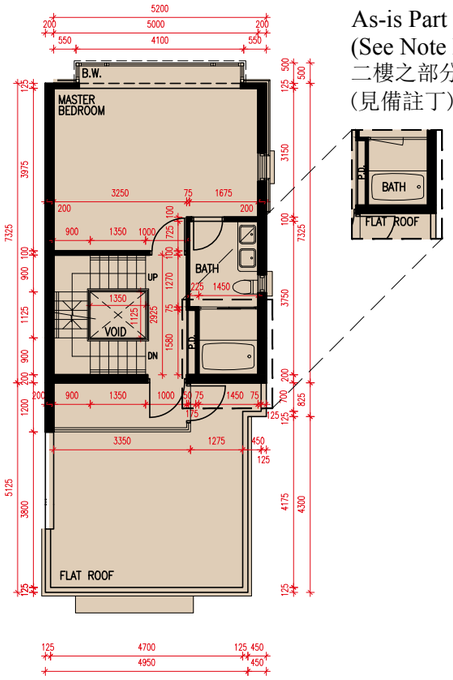

As-is Part Plan of ROOF/F
(See Note E)
天台之部分現狀圖
(見備註戊)

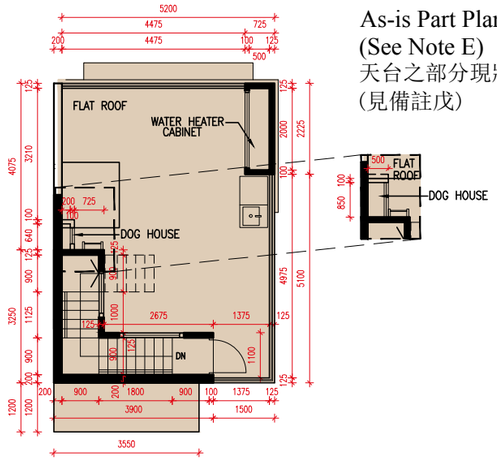

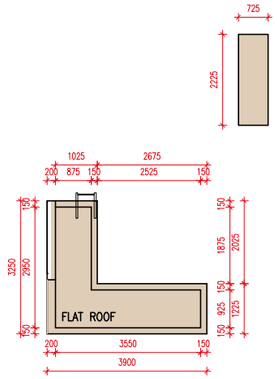

1/F PLAN
一樓平面圖

2/F PLAN
二樓平面圖

ROOF/F PLAN
天台平面圖

TOP ROOF/F PLAN
上層天台平面圖

SCALE 比 例 0M / 米 5M / 米

HOUSE 洋房 10

Notes:

1. The dimensions of the floor plans are all structural dimensions in millimetre.
2. Please refer to page 68 of this sales brochure for legend of the terms and abbreviations shown on the floor plans.
3. There may be architectural features and/or exposed pipes on external walls of some of the floors. Please refer to the latest approved building plans for details.
4. The indications of fittings such as sinks, toilet closets, bathtubs, wash basins, etc. shown on the floor plans are indications of their approximate locations only and not indication of their actual size, design and shape.
5. The internal areas of the residential properties on the upper floors will generally be slightly larger than those on the lower floors because of the reducing thickness of the structural walls on the upper floors. (Not applicable)

備註：

1. 樓面平面圖所列之數字為以毫米標示之建築結構尺寸。
2. 平面圖中顯示之名詞及簡稱請參閱本售樓說明書第68頁。
3. 部份樓層外牆範圍設有建築裝飾及/或外露喉管。詳情請參閱最新的經批准建築圖則。
4. 平面圖所示之裝置如洗滌盆、坐廁、浴缸、面盆等僅供展示其大約位置而非展示其實際大小、設計及形狀。
5. 因住宅物業的較高樓層的結構牆的厚度遞減，較高樓層的內部面積，一般比較低樓層的內部面積稍大。(不適用)

Floor 樓層	The thickness of the floor slab (excluding plaster) of House 10 (mm) 洋房 10 的樓板 (不包括灰泥) 的厚度 (毫米)	The floor-to-floor height of House 10 (mm) 洋房 10 的層與層之間的高度 (毫米)
LG/F 地下低層	200	3000, 3150
G/F 地面層	150, 350	3700, 4000
1/F 一樓	150	3300, 3500
2/F 二樓	150	3500
Roof 天台	150	2800
Top Roof 上層天台	Not Applicable 不適用	Not Applicable 不適用

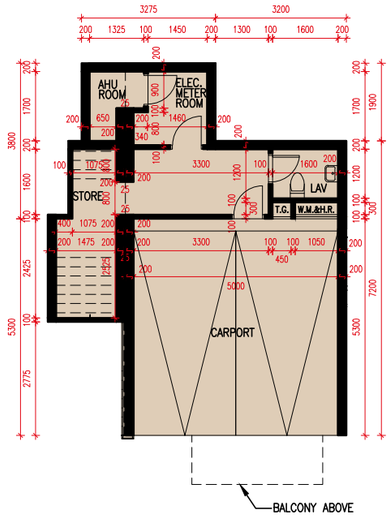

LG/F PLAN
地下低層平面圖

As-is Part Plan of G/F
(See Note A on Page 37 of this sales brochure)
地面層之部分現狀圖
(見本售樓說明書第37頁的備註甲)

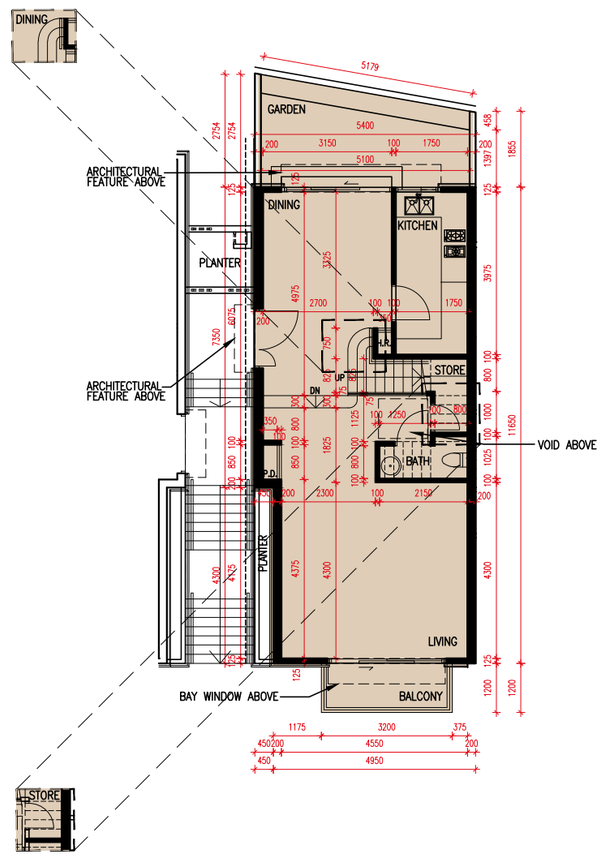

As-is Part Plan of G/F
(See Note B on Page 37 of this sales brochure)
地面層之部分現狀圖
(見本售樓說明書第37頁的備註乙)

G/F PLAN
地面層平面圖

SCALE 比 例 0M / 米 5M / 米

FLOOR PLANS OF RESIDENTIAL PROPERTIES IN THE DEVELOPMENT
發展項目的住宅物業的樓面平面圖

Notes:
The following alterations to the latest approved building plans are by way of exempted works under the Buildings Ordinance:

A. Adjustments have been made to handrail of staircase.
B. The original block wall and door of Store Room have been removed and replaced by a block wall and a door of different dimensions.
C. A glass partition has been added to the bathtub.
D. The sliding door has been replaced by a swing door at the shower cubicle.
E. The original Dog House has been removed and replaced by a new Dog House of different dimensions.

備註：
下列對最近期的經批准建築圖則的改動屬於《建築物條例》下的豁免工程：

甲. 樓梯扶手已被改動。
乙. 原來的儲物房的間隔牆連門已拆除及以不同尺寸的間隔牆連門取代。
丙. 浴缸已加建玻璃間隔。
丁. 淋浴間的趟門已由掩門取代。
戊. 原來的管道房已拆除及以不同尺寸的新管道房取代。

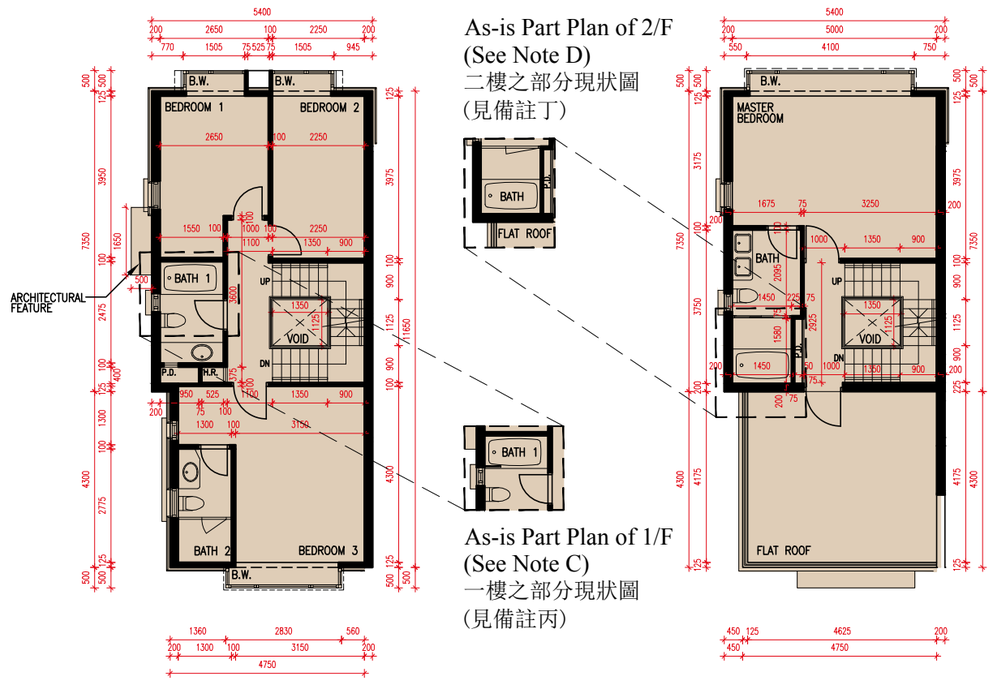

1/F PLAN
一樓平面圖

2/F PLAN
二樓平面圖

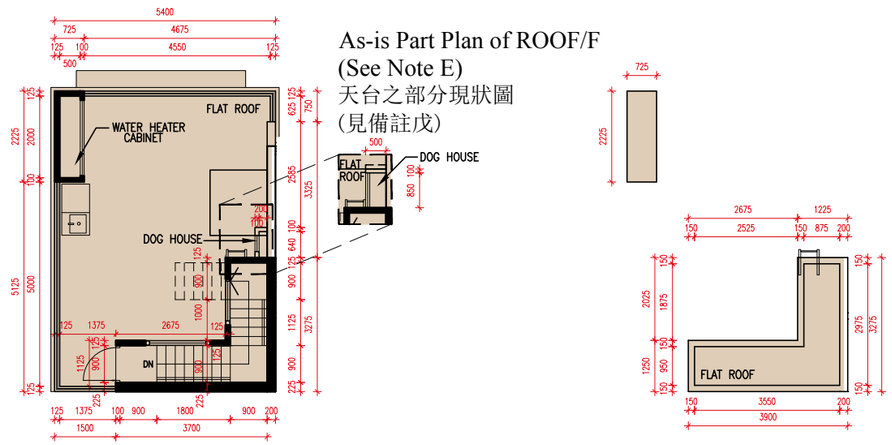

ROOF/F PLAN
天台平面圖

TOP ROOF/F PLAN
上層天台平面圖

SCALE 比 例 0M / 米 5M / 米

HOUSE 洋房 11

Notes:

1. The dimensions of the floor plans are all structural dimensions in millimetre.
2. Please refer to page 68 of this sales brochure for legend of the terms and abbreviations shown on the floor plans.
3. There may be architectural features and/or exposed pipes on external walls of some of the floors. Please refer to the latest approved building plans for details.
4. The indications of fittings such as sinks, toilet closets, bathtubs, wash basins, etc. shown on the floor plans are indications of their approximate locations only and not indication of their actual size, design and shape.
5. The internal areas of the residential properties on the upper floors will generally be slightly larger than those on the lower floors because of the reducing thickness of the structural walls on the upper floors. (Not applicable)

備註：

1. 樓面平面圖所列之數字為以毫米標示之建築結構尺寸。
2. 平面圖中顯示之名詞及簡稱請參閱本售樓說明書第68頁。
3. 部份樓層外牆範圍設有建築裝飾及/或外露喉管。詳情請參閱最新的經批准建築圖則。
4. 平面圖所示之裝置如洗滌盆、坐廁、浴缸、面盆等僅供展示其大約位置而非展示其實際大小、設計及形狀。
5. 因住宅物業的較高樓層的結構牆的厚度遞減，較高樓層的內部面積，一般比較低樓層的內部面積稍大。(不適用)

Floor 樓層	The thickness of the floor slab (excluding plaster) of House 11 (mm) 洋房 11 的樓板 (不包括灰泥) 的厚度 (毫米)	The floor-to-floor height of House 11 (mm) 洋房 11 的層與層之間的高度 (毫米)
LG/F 地下低層	200	3000, 3150
G/F 地面層	150, 350	3700, 4000
1/F 一樓	150	3300, 3500
2/F 二樓	150	3500
Roof 天台	150	2800
Top Roof 上層天台	Not Applicable 不適用	Not Applicable 不適用

As-is Part Plan of G/F
(See Note A on Page 39 of this sales brochure)
地面層之部分現狀圖
(見本售樓說明書第39頁的備註甲)

As-is Part Plan of G/F
(See Note B on Page 39 of this sales brochure)
地面層之部分現狀圖
(見本售樓說明書第39頁的備註乙)

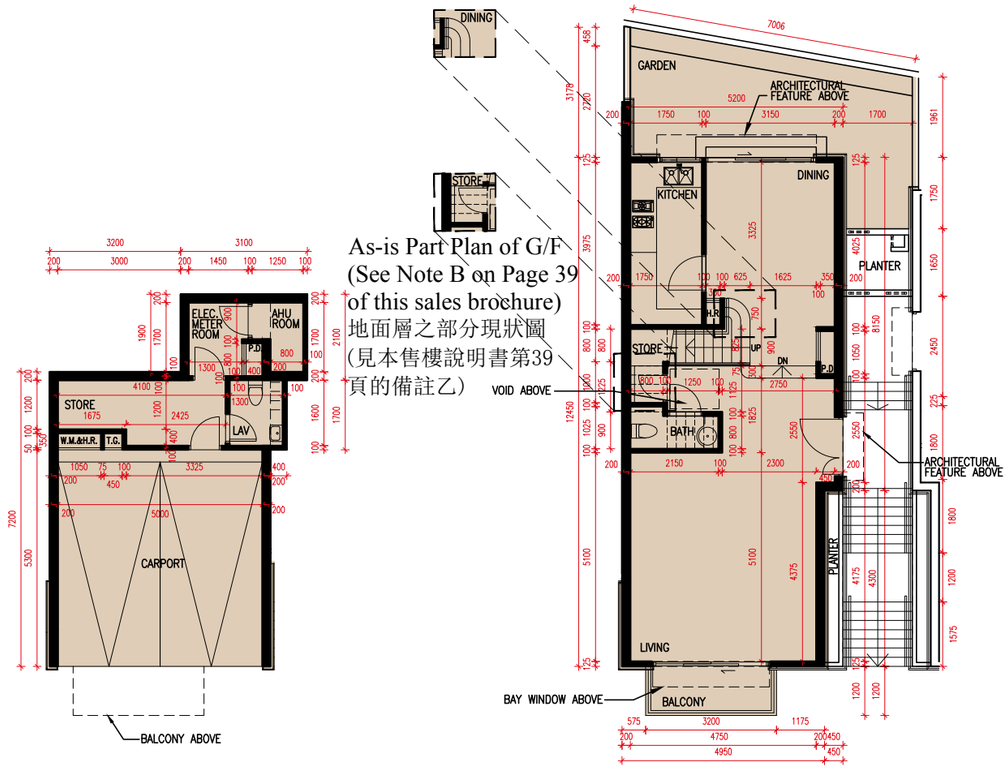

LG/F PLAN
地下低層平面圖

G/F PLAN
地面層平面圖

SCALE 比 例 0M / 米 5M / 米

FLOOR PLANS OF RESIDENTIAL PROPERTIES IN THE DEVELOPMENT
發展項目的住宅物業的樓面平面圖

Notes:
The following alterations to the latest approved building plans are by way of exempted works under the Buildings Ordinance:

A. Adjustments have been made to handrail of staircase.
B. The original block wall and door of Store Room have been removed and replaced by a block wall and a door of different dimensions.
C. A glass partition has been added to the bathtub.
D. The sliding door has been replaced by a swing door at the shower cubicle.
E. The original Dog House has been removed and replaced by a new Dog House of different dimensions.

備註：
下列對最近期的經批准建築圖則的改動屬於《建築物條例》下的豁免工程：

甲. 樓梯扶手已被改動。
乙. 原來的儲物房的間隔牆連門已拆除及以不同尺寸的間隔牆連門取代。
丙. 浴缸已加建玻璃間隔。
丁. 淋浴間的趟門已由掩門取代。
戊. 原來的管道房已拆除及以不同尺寸的新管道房取代。

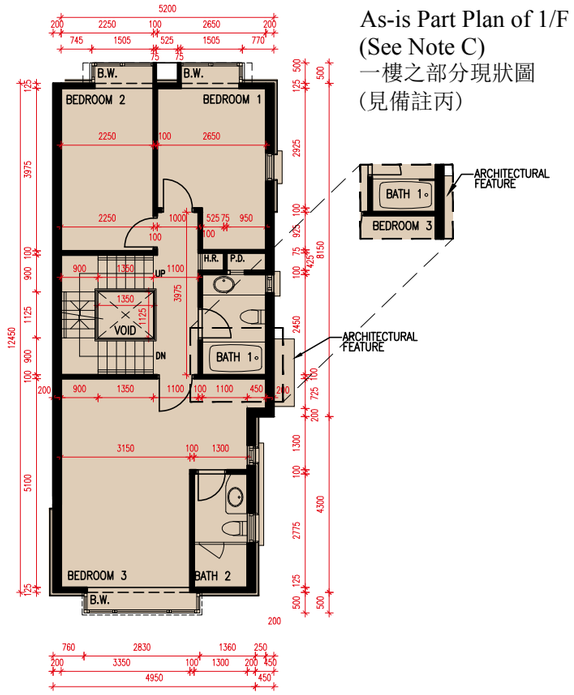

As-is Part Plan of 1/F
(See Note C)
一樓之部分現狀圖
(見備註丙)

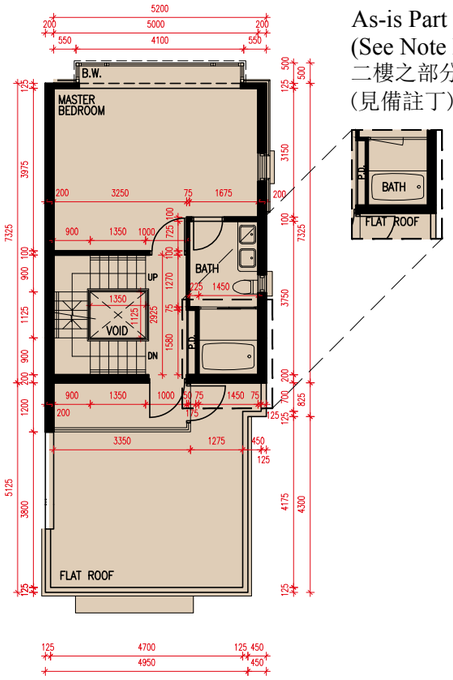

As-is Part Plan of 2/F
(See Note D)
二樓之部分現狀圖
(見備註丁)

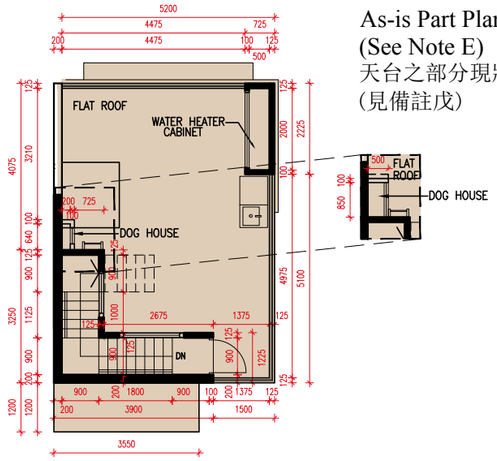

As-is Part Plan of ROOF/F
(See Note E)
天台之部分現狀圖
(見備註戊)

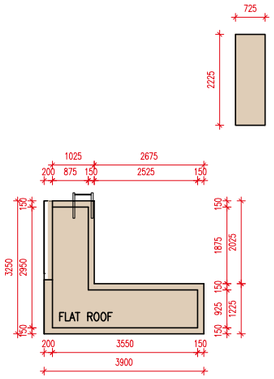

1/F PLAN
一樓平面圖

2/F PLAN
二樓平面圖

ROOF/F PLAN
天台平面圖

TOP ROOF/F PLAN
上層天台平面圖

SCALE 比 例 0M / 米 5M / 米

FLOOR PLANS OF RESIDENTIAL PROPERTIES IN THE DEVELOPMENT
發展項目的住宅物業的樓面平面圖

HOUSE 洋房 12

Notes:

1. The dimensions of the floor plans are all structural dimensions in millimetre.
2. Please refer to page 68 of this sales brochure for legend of the terms and abbreviations shown on the floor plans.
3. There may be architectural features and/or exposed pipes on external walls of some of the floors. Please refer to the latest approved building plans for details.
4. The indications of fittings such as sinks, toilet closets, bathtubs, wash basins, etc. shown on the floor plans are indications of their approximate locations only and not indication of their actual size, design and shape.
5. The internal areas of the residential properties on the upper floors will generally be slightly larger than those on the lower floors because of the reducing thickness of the structural walls on the upper floors. (Not applicable)

備註：

1. 樓面平面圖所列之數字為以毫米標示之建築結構尺寸。
2. 平面圖中顯示之名詞及簡稱請參閱本售樓說明書第68頁。
3. 部份樓層外牆範圍設有建築裝飾及/或外露喉管。詳情請參閱最新的經批准建築圖則。
4. 平面圖所示之裝置如洗滌盆、坐廁、浴缸、面盆等僅供展示其大約位置而非展示其實際大小、設計及形狀。
5. 因住宅物業的較高樓層的結構牆的厚度遞減，較高樓層的內部面積，一般比較低樓層的內部面積稍大。(不適用)

Floor 樓層	The thickness of the floor slab (excluding plaster) of House 12 (mm) 洋房 12 的樓板 (不包括灰泥) 的厚度 (毫米)	The floor-to-floor height of House 12 (mm) 洋房 12 的層與層之間的高度 (毫米)
LG/F 地下低層	200	3000, 3150
G/F 地面層	150, 350	3700, 4000
1/F 一樓	150	3300, 3500
2/F 二樓	150	3500
Roof 天台	150	2800
Top Roof 上層天台	Not Applicable 不適用	Not Applicable 不適用

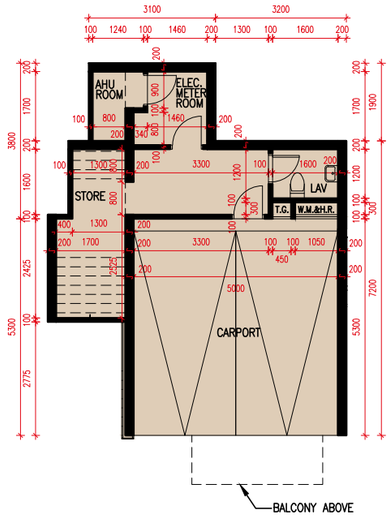

LG/F PLAN
地下低層平面圖

As-is Part Plan of G/F
(See Note A on Page 41 of this sales brochure)
地面層之部分現狀圖
(見本售樓說明書第41頁的備註甲)

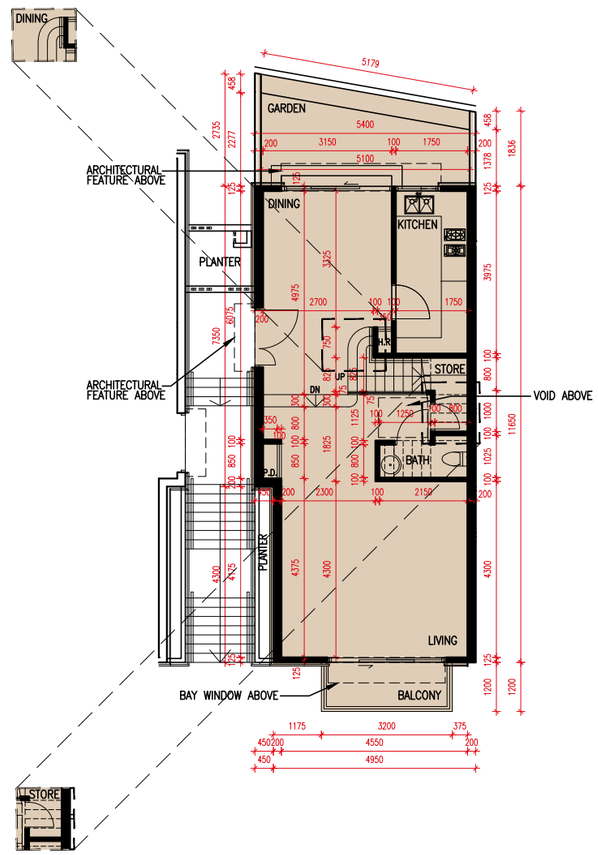

As-is Part Plan of G/F
(See Note B on Page 41 of this sales brochure)
地面層之部分現狀圖
(見本售樓說明書第41頁的備註乙)

G/F PLAN
地面層平面圖

SCALE 比 例 0M / 米 5M / 米

FLOOR PLANS OF RESIDENTIAL PROPERTIES IN THE DEVELOPMENT
發展項目的住宅物業的樓面平面圖

Notes:
The following alterations to the latest approved building plans are by way of exempted works under the Buildings Ordinance:

A. Adjustments have been made to handrail of staircase.
B. The original block wall and door of Store Room have been removed and replaced by a block wall and a door of different dimensions.
C. A glass partition has been added to the bathtub.
D. The sliding door has been replaced by a swing door at the shower cubicle.
E. The original Dog House has been removed and replaced by a new Dog House of different dimensions.

備註：
下列對最近期的經批准建築圖則的改動屬於《建築物條例》下的豁免工程：

甲. 樓梯扶手已被改動。
乙. 原來的儲物房的間隔牆連門已拆除及以不同尺寸的間隔牆連門取代。
丙. 浴缸已加建玻璃間隔。
丁. 淋浴間的趟門已由掩門取代。
戊. 原來的管道房已拆除及以不同尺寸的新管道房取代。

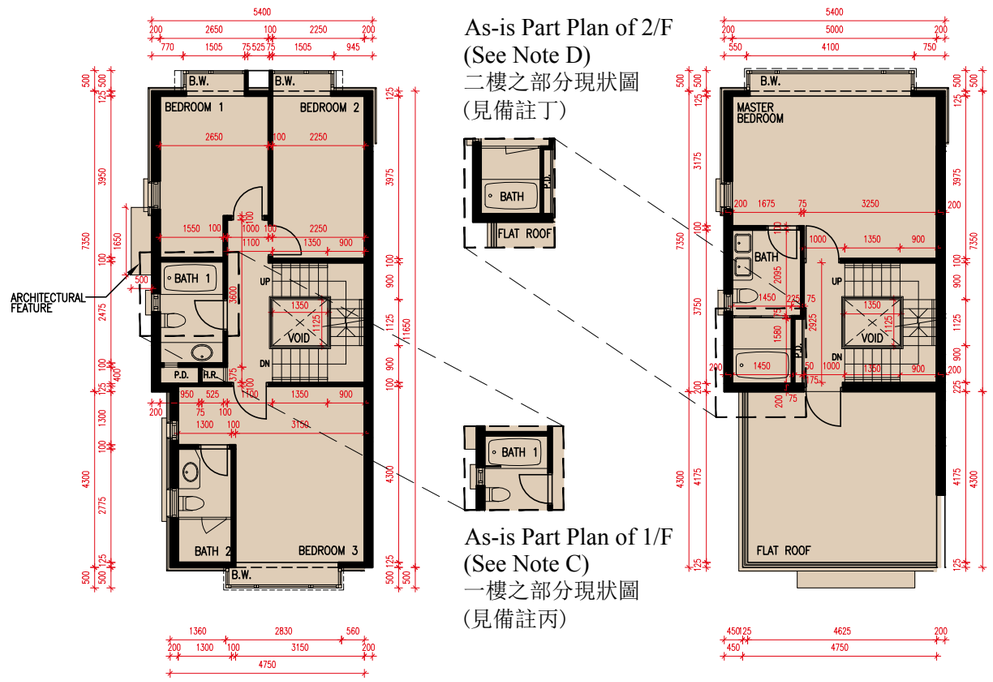

1/F PLAN
一樓平面圖

2/F PLAN
二樓平面圖

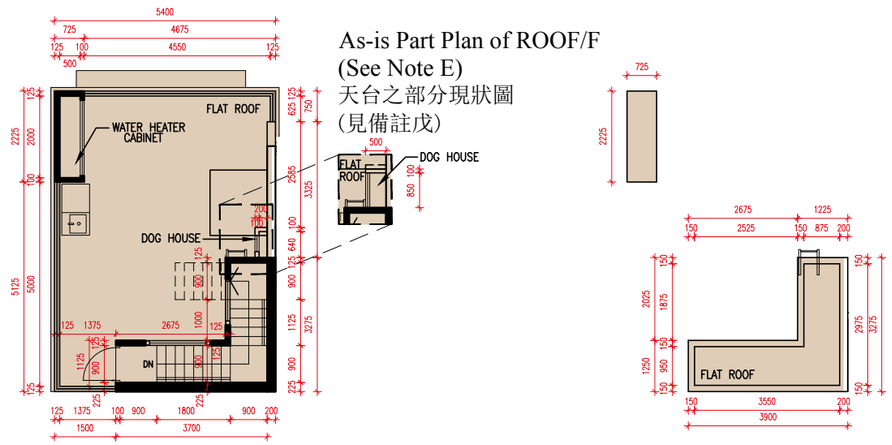

ROOF/F PLAN
天台平面圖

TOP ROOF/F PLAN
上層天台平面圖

SCALE 比 例 0M / 米 5M / 米

HOUSE 洋房 15

Notes:

1. The dimensions of the floor plans are all structural dimensions in millimetre.
2. Please refer to page 68 of this sales brochure for legend of the terms and abbreviations shown on the floor plans.
3. There may be architectural features and/or exposed pipes on external walls of some of the floors. Please refer to the latest approved building plans for details.
4. The indications of fittings such as sinks, toilet closets, bathtubs, wash basins, etc. shown on the floor plans are indications of their approximate locations only and not indication of their actual size, design and shape.
5. The internal areas of the residential properties on the upper floors will generally be slightly larger than those on the lower floors because of the reducing thickness of the structural walls on the upper floors. (Not applicable)

備註：

1. 樓面平面圖所列之數字為以毫米標示之建築結構尺寸。
2. 平面圖中顯示之名詞及簡稱請參閱本售樓說明書第68頁。
3. 部份樓層外牆範圍設有建築裝飾及/或外露喉管。詳情請參閱最新的經批准建築圖則。
4. 平面圖所示之裝置如洗滌盆、坐廁、浴缸、面盆等僅供展示其大約位置而非展示其實際大小、設計及形狀。
5. 因住宅物業的較高樓層的結構牆的厚度遞減，較高樓層的內部面積，一般比較低樓層的內部面積稍大。(不適用)

Floor 樓層	The thickness of the floor slab (excluding plaster) of House 15 (mm) 洋房 15 的樓板 (不包括灰泥) 的厚度 (毫米)	The floor-to-floor height of House 15 (mm) 洋房 15 的層與層之間的高度 (毫米)
LG/F 地下低層	200	3000, 3150
G/F 地面層	150, 350	3700, 4000
1/F 一樓	150	3300, 3500
2/F 二樓	150	3500
Roof 天台	150	2800
Top Roof 上層天台	Not Applicable 不適用	Not Applicable 不適用

As-is Part Plan of G/F
(See Note A on Page 43 of this sales brochure)
地面層之部分現狀圖
(見本售樓說明書第43頁的備註甲)

As-is Part Plan of G/F
(See Note B on Page 43 of this sales brochure)
地面層之部分現狀圖
(見本售樓說明書第43頁的備註乙)

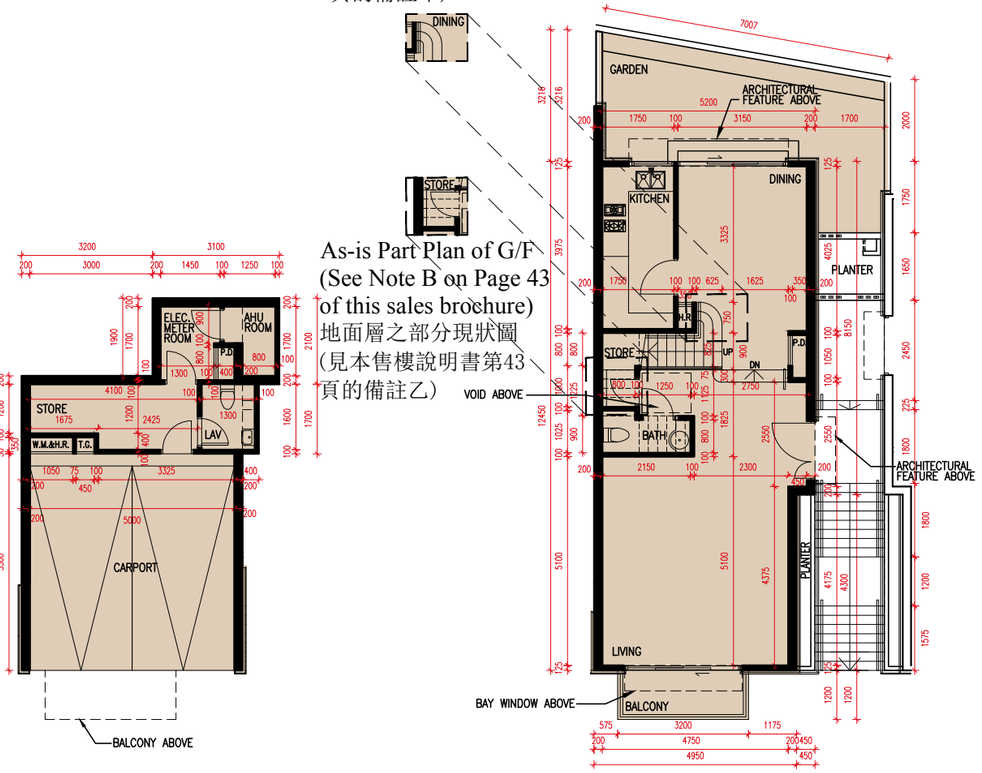

LG/F PLAN
地下低層平面圖

G/F PLAN
地面層平面圖

SCALE 比 例 0M / 米 5M / 米

FLOOR PLANS OF RESIDENTIAL PROPERTIES IN THE DEVELOPMENT
發展項目的住宅物業的樓面平面圖

Notes:
The following alterations to the latest approved building plans are by way of exempted works under the Buildings Ordinance:

A. Adjustments have been made to handrail of staircase.
B. The original block wall and door of Store Room have been removed and replaced by a block wall and a door of different dimensions.
C. A glass partition has been added to the bathtub.
D. The sliding door has been replaced by a swing door at the shower cubicle.
E. The original Dog House has been removed and replaced by a new Dog House of different dimensions.

備註：
下列對最近期的經批准建築圖則的改動屬於《建築物條例》下的豁免工程：

甲. 樓梯扶手已被改動。
乙. 原來的儲物房的間隔牆連門已拆除及以不同尺寸的間隔牆連門取代。
丙. 浴缸已加建玻璃間隔。
丁. 淋浴間的趟門已由掩門取代。
戊. 原來的管道房已拆除及以不同尺寸的新管道房取代。

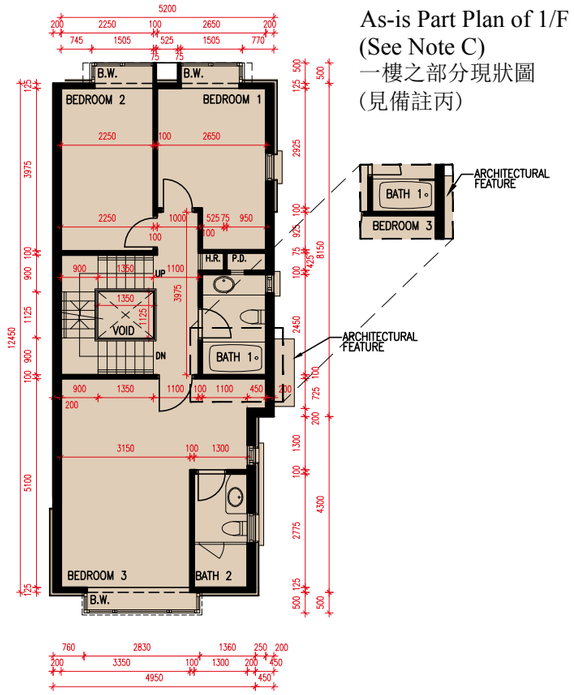

As-is Part Plan of 1/F
(See Note C)
一樓之部分現狀圖
(見備註丙)

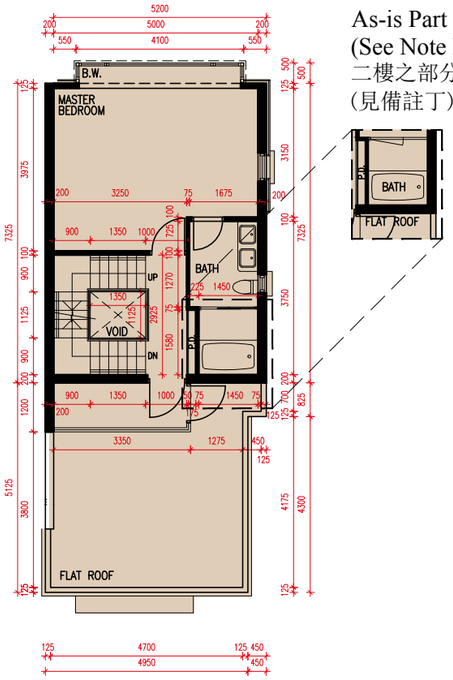

As-is Part Plan of 2/F
(See Note D)
二樓之部分現狀圖
(見備註丁)

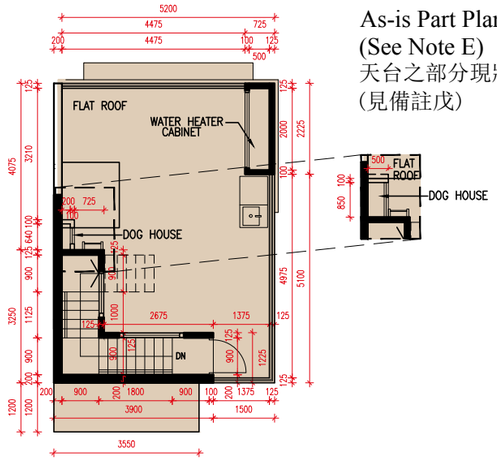

As-is Part Plan of ROOF/F
(See Note E)
天台之部分現狀圖
(見備註戊)

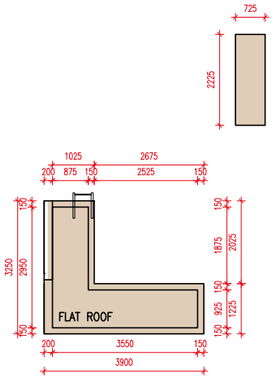

1/F PLAN
一樓平面圖

2/F PLAN
二樓平面圖

ROOF/F PLAN
天台平面圖

TOP ROOF/F PLAN
上層天台平面圖

SCALE 比 例 0M / 米 5M / 米

HOUSE 洋房 16

Notes:

1. The dimensions of the floor plans are all structural dimensions in millimetre.
2. Please refer to page 68 of this sales brochure for legend of the terms and abbreviations shown on the floor plans.
3. There may be architectural features and/or exposed pipes on external walls of some of the floors. Please refer to the latest approved building plans for details.
4. The indications of fittings such as sinks, toilet closets, bathtubs, wash basins, etc. shown on the floor plans are indications of their approximate locations only and not indication of their actual size, design and shape.
5. The internal areas of the residential properties on the upper floors will generally be slightly larger than those on the lower floors because of the reducing thickness of the structural walls on the upper floors. (Not applicable)

備註：

1. 樓面平面圖所列之數字為以毫米標示之建築結構尺寸。
2. 平面圖中顯示之名詞及簡稱請參閱本售樓說明書第68頁。
3. 部份樓層外牆範圍設有建築裝飾及/或外露喉管。詳情請參閱最新的經批准建築圖則。
4. 平面圖所示之裝置如洗滌盆、坐廁、浴缸、面盆等僅供展示其大約位置而非展示其實際大小、設計及形狀。
5. 因住宅物業的較高樓層的結構牆的厚度遞減，較高樓層的內部面積，一般比較低樓層的內部面積稍大。(不適用)

Floor 樓層	The thickness of the floor slab (excluding plaster) of House 16 (mm) 洋房 16 的樓板 (不包括灰泥) 的厚度 (毫米)	The floor-to-floor height of House 16 (mm) 洋房 16 的層與層之間的高度 (毫米)
LG/F 地下低層	200	3000, 3150
G/F 地面層	150, 350	3700, 4000
1/F 一樓	150	3300, 3500
2/F 二樓	150	3500
Roof 天台	150	2800
Top Roof 上層天台	Not Applicable 不適用	Not Applicable 不適用

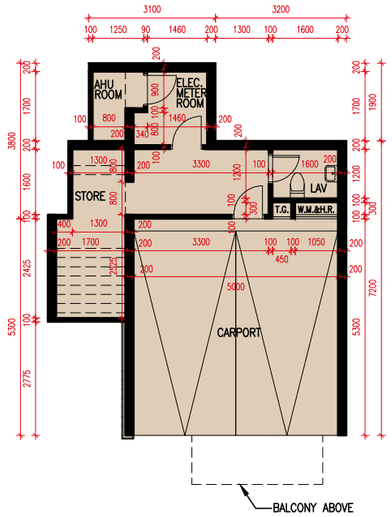

LG/F PLAN
地下低層平面圖

As-is Part Plan of G/F
(See Note A on Page 45 of this sales brochure)
地面層之部分現狀圖
(見本售樓說明書第45頁的備註甲)

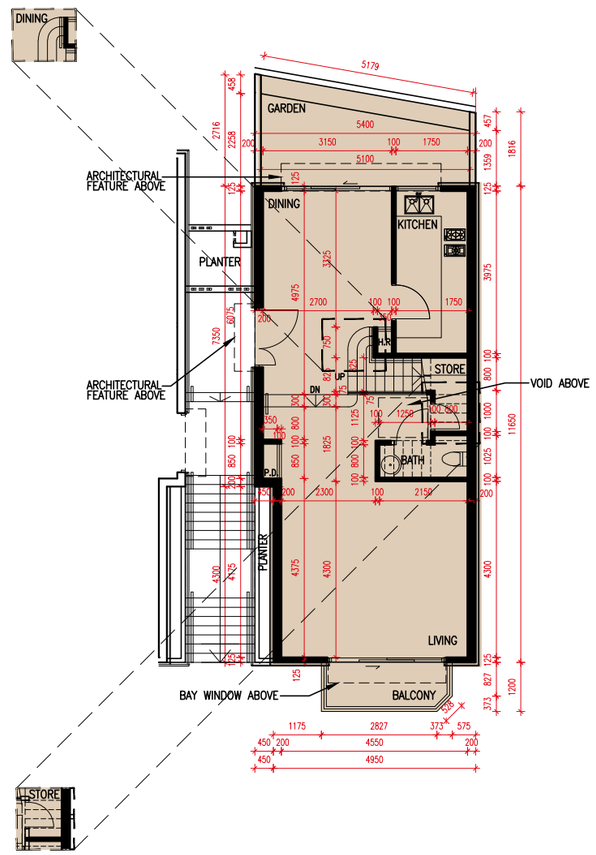

As-is Part Plan of G/F
(See Note B on Page 45 of this sales brochure)
地面層之部分現狀圖
(見本售樓說明書第45頁的備註乙)

G/F PLAN
地面層平面圖

SCALE 比 例 0M / 米 5M / 米

FLOOR PLANS OF RESIDENTIAL PROPERTIES IN THE DEVELOPMENT
發展項目的住宅物業的樓面平面圖

Notes:
The following alterations to the latest approved building plans are by way of exempted works under the Buildings Ordinance:

A. Adjustments have been made to handrail of staircase.
B. The original block wall and door of Store Room have been removed and replaced by a block wall and a door of different dimensions.
C. A glass partition has been added to the bathtub.
D. The sliding door has been replaced by a swing door at the shower cubicle.
E. The original Dog House has been removed and replaced by a new Dog House of different dimensions.

備註：
下列對最近期的經批准建築圖則的改動屬於《建築物條例》下的豁免工程：

甲. 樓梯扶手已被改動。
乙. 原來的儲物房的間隔牆連門已拆除及以不同尺寸的間隔牆連門取代。
丙. 浴缸已加建玻璃間隔。
丁. 淋浴間的趟門已由掩門取代。
戊. 原來的管道房已拆除及以不同尺寸的新管道房取代。

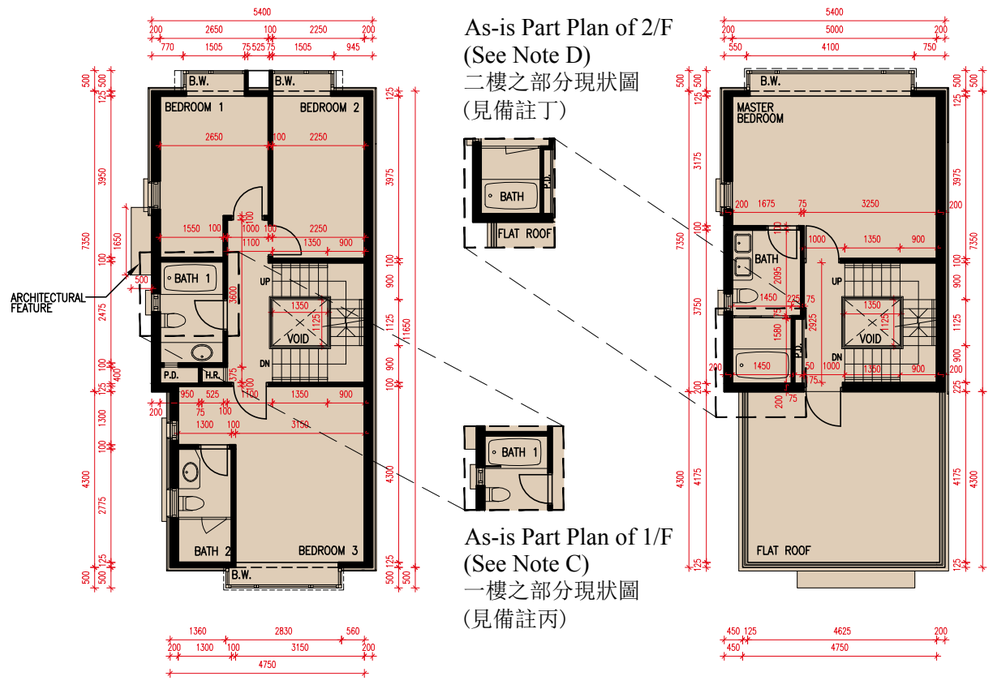

1/F PLAN
一樓平面圖

2/F PLAN
二樓平面圖

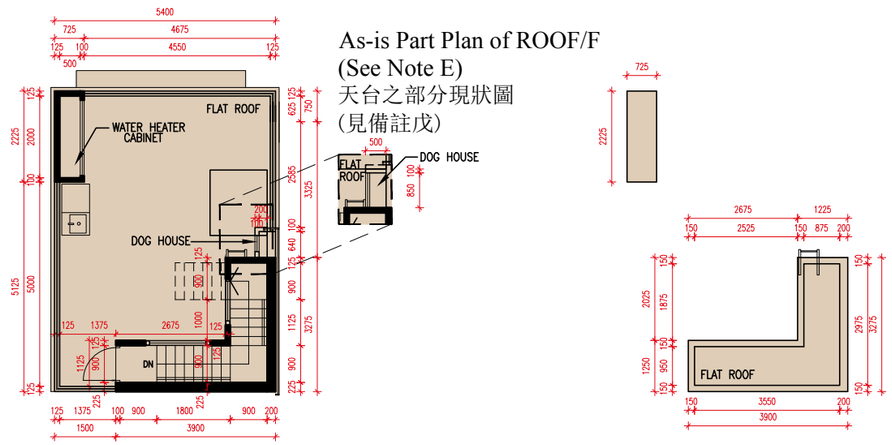

ROOF/F PLAN
天台平面圖

TOP ROOF/F PLAN
上層天台平面圖

SCALE 比 例 0M / 米 5M / 米

FLOOR PLANS OF RESIDENTIAL PROPERTIES IN THE DEVELOPMENT
發展項目的住宅物業的樓面平面圖

HOUSE 洋房 17

Notes:

1. The dimensions of the floor plans are all structural dimensions in millimetre.
2. Please refer to page 68 of this sales brochure for legend of the terms and abbreviations shown on the floor plans.
3. There may be architectural features and/or exposed pipes on external walls of some of the floors. Please refer to the latest approved building plans for details.
4. The indications of fittings such as sinks, toilet closets, bathtubs, wash basins, etc. shown on the floor plans are indications of their approximate locations only and not indication of their actual size, design and shape.
5. The internal areas of the residential properties on the upper floors will generally be slightly larger than those on the lower floors because of the reducing thickness of the structural walls on the upper floors. (Not applicable)

備註：

1. 樓面平面圖所列之數字為以毫米標示之建築結構尺寸。
2. 平面圖中顯示之名詞及簡稱請參閱本售樓說明書第68頁。
3. 部份樓層外牆範圍設有建築裝飾及/或外露喉管。詳情請參閱最新的經批准建築圖則。
4. 平面圖所示之裝置如洗滌盆、坐廁、浴缸、面盆等僅供展示其大約位置而非展示其實際大小、設計及形狀。
5. 因住宅物業的較高樓層的結構牆的厚度遞減，較高樓層的內部面積，一般比較低樓層的內部面積稍大。(不適用)

Floor 樓層	The thickness of the floor slab (excluding plaster) of House 17 (mm) 洋房 17 的樓板 (不包括灰泥) 的厚度 (毫米)	The floor-to-floor height of House 17 (mm) 洋房 17 的層與層之間的高度 (毫米)
LG/F 地下低層	200	2850, 3000
G/F 地面層	150	4000
1/F 一樓	150	3500
2/F 二樓	150	3500
Roof 天台	150	2800, 5000
Top Roof 上層天台	Not Applicable 不適用	Not Applicable 不適用

As-is Part Plan of LG/F
(See Note A on Page 47 of this sales brochure)
地下低層之部分現狀圖
(見本售樓說明書第47頁的備註甲)

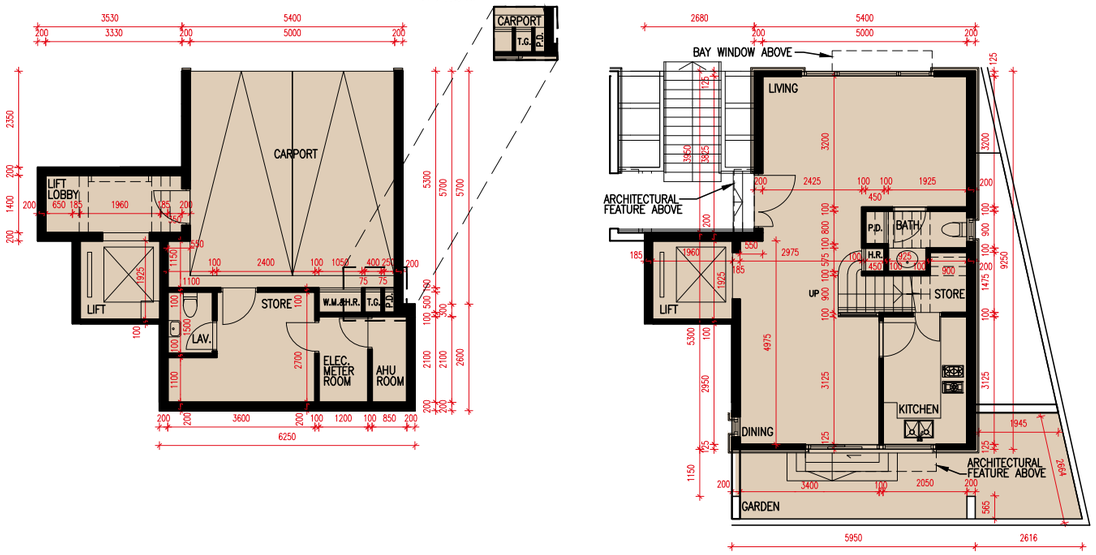

LG/F PLAN
地下低層平面圖

G/F PLAN
地面層平面圖

SCALE 比 例 0M / 米 5M / 米

FLOOR PLANS OF RESIDENTIAL PROPERTIES IN THE DEVELOPMENT
發展項目的住宅物業的樓面平面圖

Notes:
The following alterations to the latest approved building plans are by way of exempted works under the Buildings Ordinance:
A. The access door of Pipe Duct has been removed.
B. A glass partition has been added to the bathtub.
C. A glass partition and a door have been added to the shower cubicle.

備註：
下列對最近期的經批准建築圖則的改動屬於《建築物條例》下的豁免工程：
甲. 管道槽的生口門已拆除。
乙. 浴缸已加建玻璃間隔。
丙. 淋浴間已加建玻璃間隔及門。

As-is Part Plan of 1/F
(See Note B)
一樓之部分現狀圖
(見備註乙)

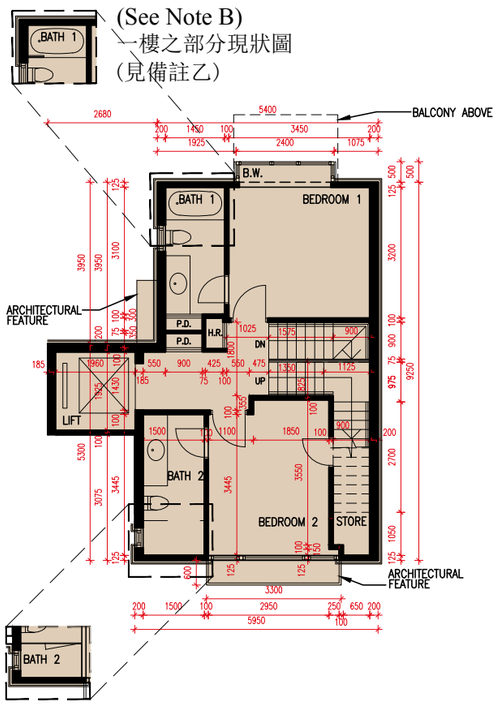

As-is Part Plan of 1/F
(See Note C)
一樓之部分現狀圖
(見備註丙)

1/F PLAN
一樓平面圖

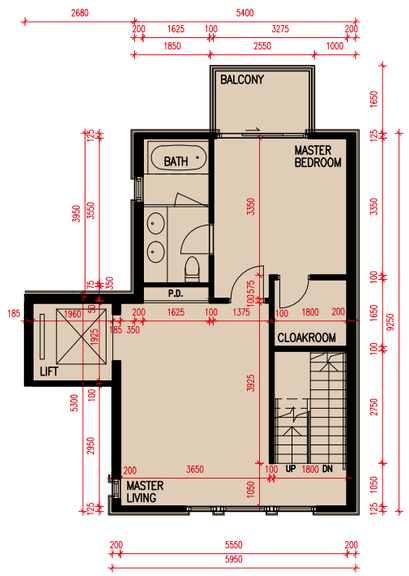

2/F PLAN
二樓平面圖

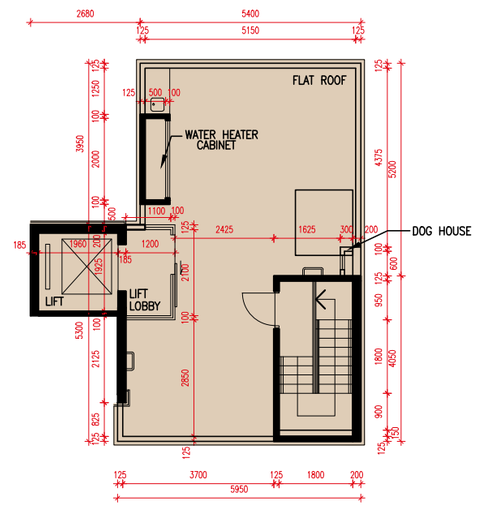

ROOF/F PLAN
天台平面圖

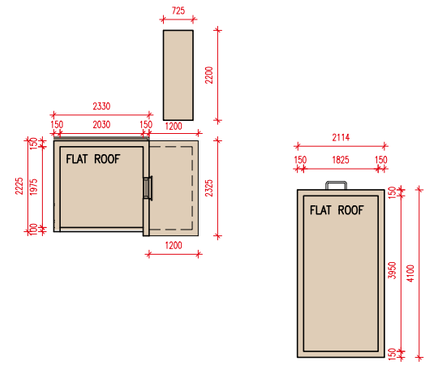

TOP ROOF/F PLAN
上層天台平面圖

SCALE 比 例 0M / 米 5M / 米

FLOOR PLANS OF RESIDENTIAL PROPERTIES IN THE DEVELOPMENT
發展項目的住宅物業的樓面平面圖

HOUSE 洋房 18

Notes:

1. The dimensions of the floor plans are all structural dimensions in millimetre.
2. Please refer to page 68 of this sales brochure for legend of the terms and abbreviations shown on the floor plans.
3. There may be architectural features and/or exposed pipes on external walls of some of the floors. Please refer to the latest approved building plans for details.
4. The indications of fittings such as sinks, toilet closets, bathtubs, wash basins, etc. shown on the floor plans are indications of their approximate locations only and not indication of their actual size, design and shape.
5. The internal areas of the residential properties on the upper floors will generally be slightly larger than those on the lower floors because of the reducing thickness of the structural walls on the upper floors. (Not applicable)

備註：

1. 樓面平面圖所列之數字為以毫米標示之建築結構尺寸。
2. 平面圖中顯示之名詞及簡稱請參閱本售樓說明書第68頁。
3. 部份樓層外牆範圍設有建築裝飾及/或外露喉管。詳情請參閱最新的經批准建築圖則。
4. 平面圖所示之裝置如洗滌盆、坐廁、浴缸、面盆等僅供展示其大約位置而非展示其實際大小、設計及形狀。
5. 因住宅物業的較高樓層的結構牆的厚度遞減，較高樓層的內部面積，一般比較低樓層的內部面積稍大。(不適用)

Floor 樓層	The thickness of the floor slab (excluding plaster) of House 18 (mm) 洋房 18 的樓板 (不包括灰泥) 的厚度 (毫米)	The floor-to-floor height of House 18 (mm) 洋房 18 的層與層之間的高度 (毫米)
LG/F 地下低層	200	2850, 3000
G/F 地面層	150	4000
1/F 一樓	150	3500
2/F 二樓	150	3500
Roof 天台	150	2800, 5000
Top Roof 上層天台	Not Applicable 不適用	Not Applicable 不適用

As-is Part Plan of LG/F
(See Note A on Page 49 of this sales brochure)
地下低層之部分現狀圖
(見本售樓說明書第49頁的備註甲)

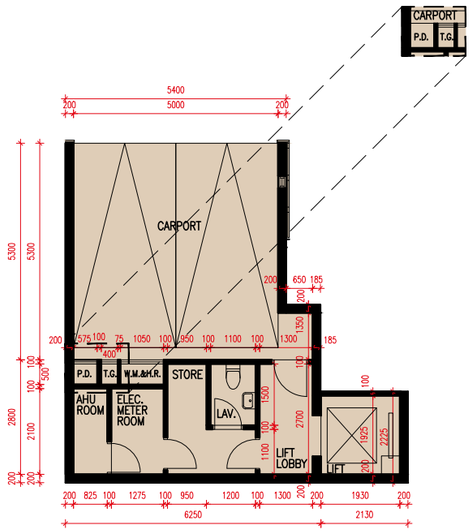

LG/F PLAN
地下低層平面圖

As-is Part Plan of G/F
(See Note B on Page 49 of this sales brochure)
地面層之部分現狀圖
(見本售樓說明書第49頁的備註乙)

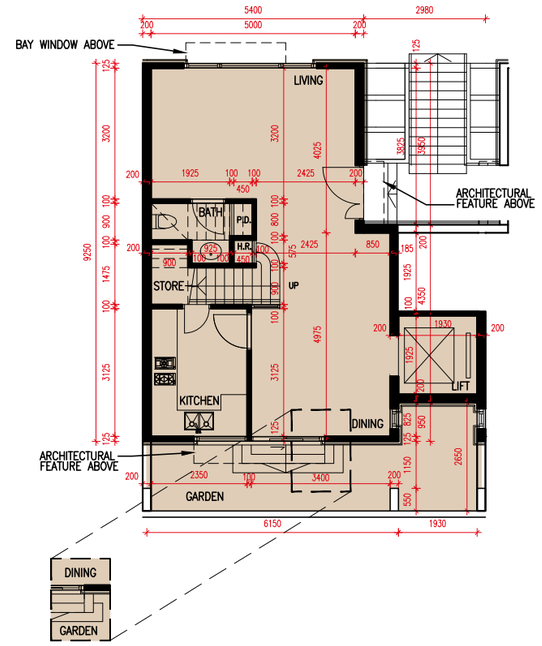

G/F PLAN
地面層平面圖

SCALE 比 例 0M / 米 5M / 米

FLOOR PLANS OF RESIDENTIAL PROPERTIES IN THE DEVELOPMENT
發展項目的住宅物業的樓面平面圖

Notes:
The following alterations to the latest approved building plans are by way of exempted works under the Buildings Ordinance:
A. The access door of Pipe Duct has been removed.
B. Adjustments have been made to the stairs of staircase.
C. A glass partition has been added to bathtub.

備註：
下列對最近期的經批准建築圖則的改動屬於《建築物條例》下的豁免工程：
甲. 管道槽的生口門已拆除。
乙. 樓梯的梯級已被改動。
丙. 浴缸已加建玻璃間隔。

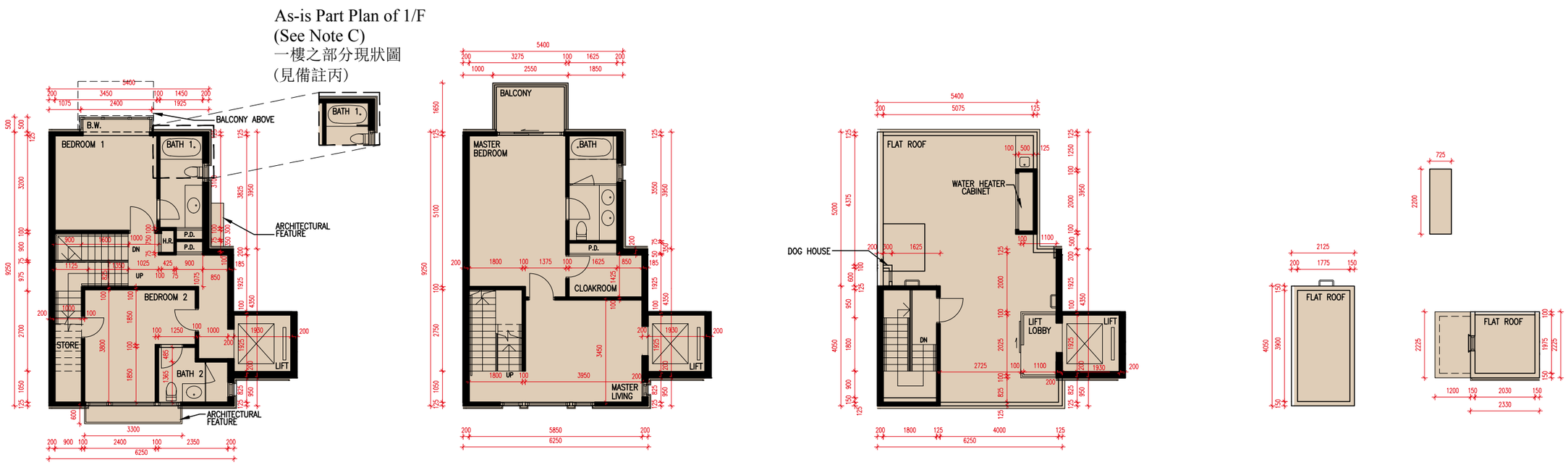

1/F PLAN
一樓平面圖

2/F PLAN
二樓平面圖

ROOF/F PLAN
天台平面圖

TOP ROOF/F PLAN
上層天台平面圖

SCALE 0M / 米 5M / 米
比 例

HOUSE 洋房 19

Notes:

1. The dimensions of the floor plans are all structural dimensions in millimetre.
2. Please refer to page 68 of this sales brochure for legend of the terms and abbreviations shown on the floor plans.
3. There may be architectural features and/or exposed pipes on external walls of some of the floors. Please refer to the latest approved building plans for details.
4. The indications of fittings such as sinks, toilet closets, bathtubs, wash basins, etc. shown on the floor plans are indications of their approximate locations only and not indication of their actual size, design and shape.
5. The internal areas of the residential properties on the upper floors will generally be slightly larger than those on the lower floors because of the reducing thickness of the structural walls on the upper floors. (Not applicable)

備註：

1. 樓面平面圖所列之數字為以毫米標示之建築結構尺寸。
2. 平面圖中顯示之名詞及簡稱請參閱本售樓說明書第68頁。
3. 部份樓層外牆範圍設有建築裝飾及/或外露喉管。詳情請參閱最新的經批准建築圖則。
4. 平面圖所示之裝置如洗滌盆、坐廁、浴缸、面盆等僅供展示其大約位置而非展示其實際大小、設計及形狀。
5. 因住宅物業的較高樓層的結構牆的厚度遞減，較高樓層的內部面積，一般比較低樓層的內部面積稍大。(不適用)

Floor 樓層	The thickness of the floor slab (excluding plaster) of House 19 (mm) 洋房 19 的樓板 (不包括灰泥) 的厚度 (毫米)	The floor-to-floor height of House 19 (mm) 洋房 19 的層與層之間的高度 (毫米)
LG/F 地下低層	200	2850, 3000
G/F 地面層	150	4000
1/F 一樓	150	3500
2/F 二樓	150	3500
Roof 天台	150	2800, 5000
Top Roof 上層天台	Not Applicable 不適用	Not Applicable 不適用

As-is Part Plan of LG/F
(See Note A on Page 51 of this sales brochure)
地下低層之部分現狀圖
(見本售樓說明書第51頁的備註甲)

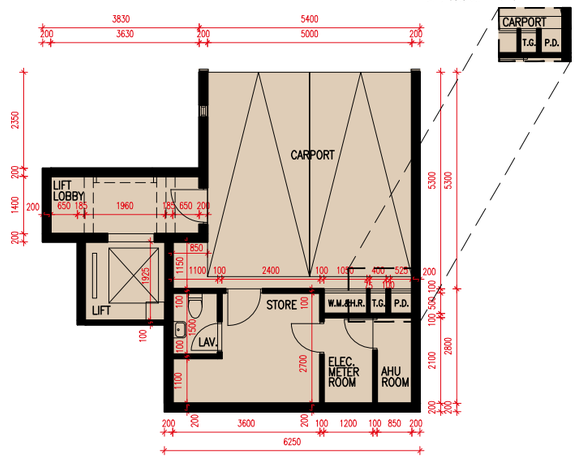

LG/F PLAN
地下低層平面圖

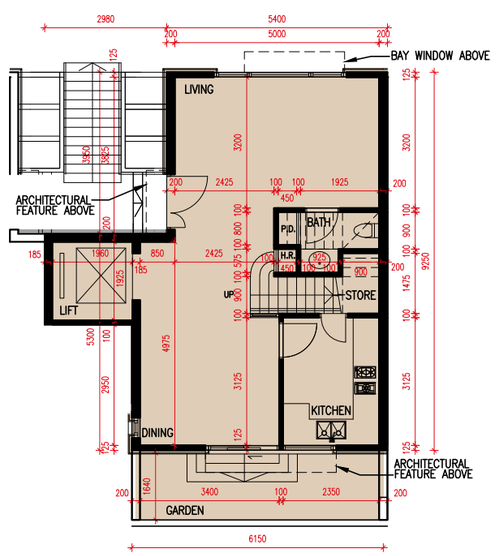

G/F PLAN
地面層平面圖

SCALE 比 例 0M / 米 5M / 米

FLOOR PLANS OF RESIDENTIAL PROPERTIES IN THE DEVELOPMENT
發展項目的住宅物業的樓面平面圖

Notes:
The following alterations to the latest approved building plans are by way of exempted works under the Buildings Ordinance:
A. The access door of Pipe Duct has been removed.
B. A glass partition has been added to the bathtub.
C. A glass partition and a door have been added to the shower cubicle.

備註：
下列對最近期的經批准建築圖則的改動屬於《建築物條例》下的豁免工程：
甲. 管道槽的生口門已拆除。
乙. 浴缸已加建玻璃間隔。
丙. 淋浴間已加建玻璃間隔及門。

As-is Part Plan of 1/F
(See Note B)
一樓之部分現狀圖
(見備註乙)

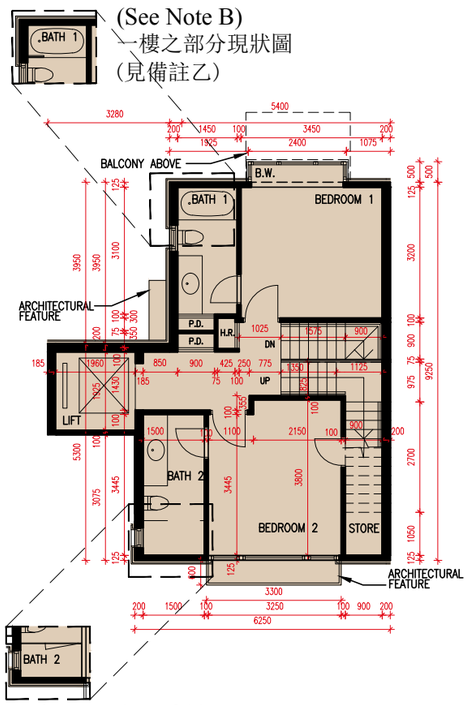

As-is Part Plan of 1/F
(See Note C)
一樓之部分現狀圖
(見備註丙)

1/F PLAN
一樓平面圖

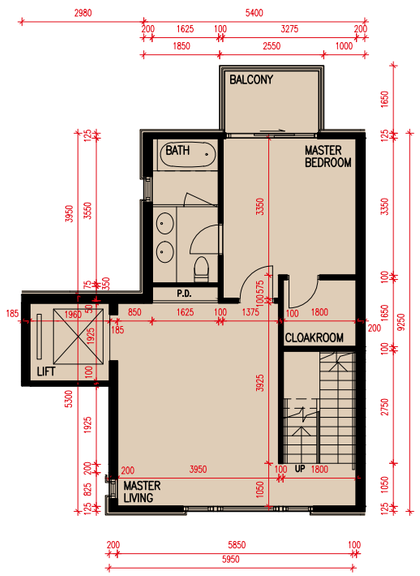

2/F PLAN
二樓平面圖

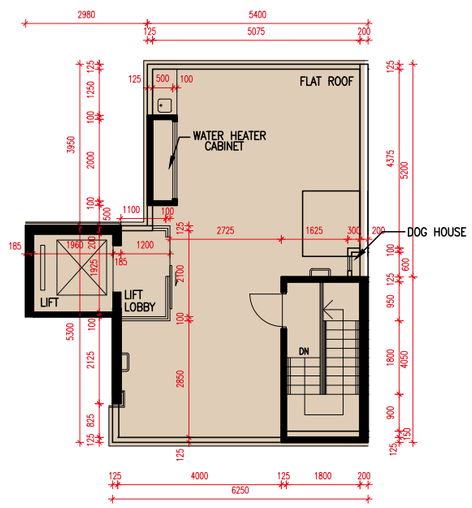

ROOF/F PLAN
天台平面圖

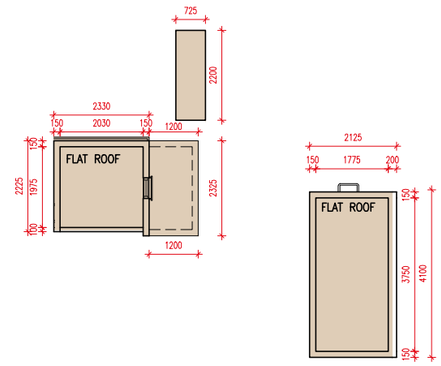

TOP ROOF/F PLAN
上層天台平面圖

SCALE 比 例 0M / 米 5M / 米

HOUSE 洋房 20

Notes:

1. The dimensions of the floor plans are all structural dimensions in millimetre.
2. Please refer to page 68 of this sales brochure for legend of the terms and abbreviations shown on the floor plans.
3. There may be architectural features and/or exposed pipes on external walls of some of the floors. Please refer to the latest approved building plans for details.
4. The indications of fittings such as sinks, toilet closets, bathtubs, wash basins, etc. shown on the floor plans are indications of their approximate locations only and not indication of their actual size, design and shape.
5. The internal areas of the residential properties on the upper floors will generally be slightly larger than those on the lower floors because of the reducing thickness of the structural walls on the upper floors. (Not applicable)

備註：

1. 樓面平面圖所列之數字為以毫米標示之建築結構尺寸。
2. 平面圖中顯示之名詞及簡稱請參閱本售樓說明書第68頁。
3. 部份樓層外牆範圍設有建築裝飾及/或外露喉管。詳情請參閱最新的經批准建築圖則。
4. 平面圖所示之裝置如洗滌盆、坐廁、浴缸、面盆等僅供展示其大約位置而非展示其實際大小、設計及形狀。
5. 因住宅物業的較高樓層的結構牆的厚度遞減，較高樓層的內部面積，一般比較低樓層的內部面積稍大。(不適用)

Floor 樓層	The thickness of the floor slab (excluding plaster) of House 20 (mm) 洋房 20 的樓板 (不包括灰泥) 的厚度 (毫米)	The floor-to-floor height of House 20 (mm) 洋房 20 的層與層之間的高度 (毫米)
LG/F 地下低層	200	2850, 3000
G/F 地面層	150	4000
1/F 一樓	150	3500
2/F 二樓	150	3500
Roof 天台	150	2800, 5000
Top Roof 上層天台	Not Applicable 不適用	Not Applicable 不適用

As-is Part Plan of LG/F
(See Note A on Page 53 of this sales brochure)
地下低層之部分現狀圖
(見本售樓說明書第53頁的備註甲)

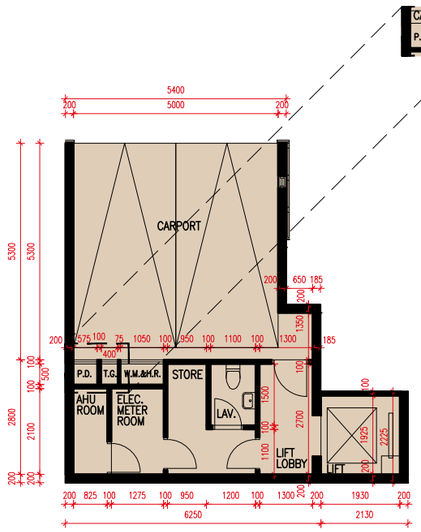

LG/F PLAN
地下低層平面圖

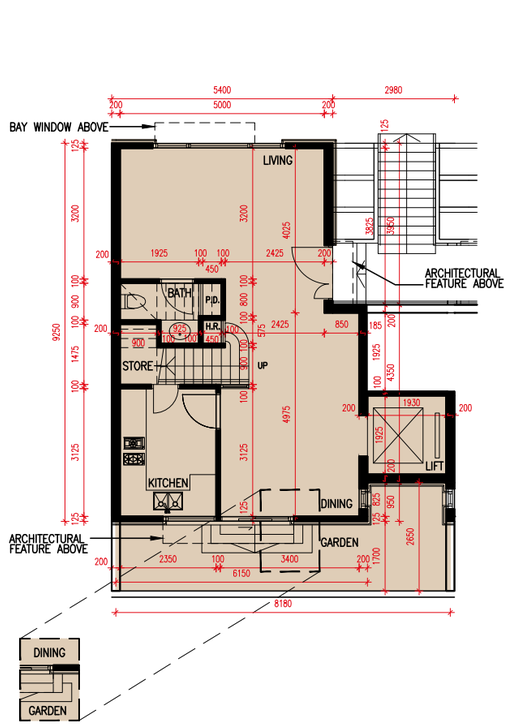

As-is Part Plan of G/F
(See Note B on Page 53 of this sales brochure)
地面層之部分現狀圖
(見本售樓說明書第53頁的備註乙)

G/F PLAN
地面層平面圖

SCALE 比 例 0M / 米 5M / 米

FLOOR PLANS OF RESIDENTIAL PROPERTIES IN THE DEVELOPMENT
發展項目的住宅物業的樓面平面圖

Notes:
The following alterations to the latest approved building plans are by way of exempted works under the Buildings Ordinance:
A. The access door of Pipe Duct has been removed.
B. Adjustments have been made to the stairs of staircase.
C. A glass partition has been added to bathtub.

備註：
下列對最近期的經批准建築圖則的改動屬於《建築物條例》下的豁免工程：
甲. 管道槽的生口門已拆除。
乙. 樓梯的梯級已被改動。
丙. 浴缸已加建玻璃間隔。

As-is Part Plan of 1/F
(See Note C)
一樓之部分現狀圖
(見備註丙)

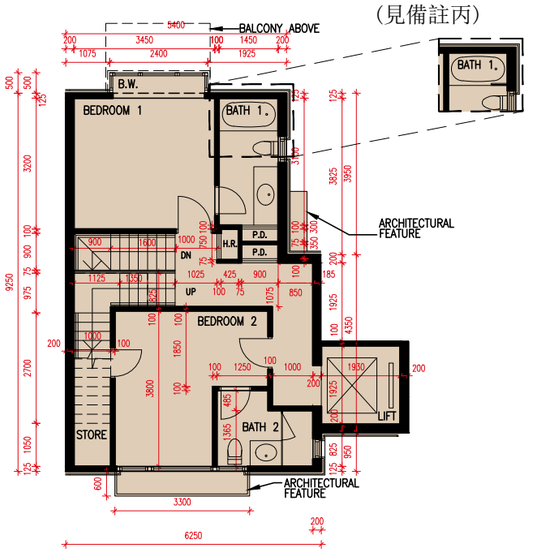

1/F PLAN
一樓平面圖

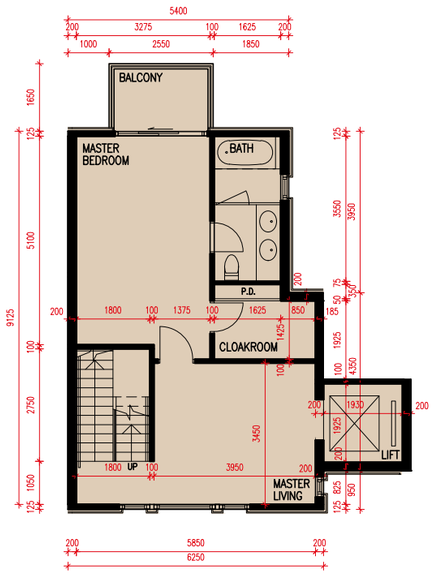

2/F PLAN
二樓平面圖

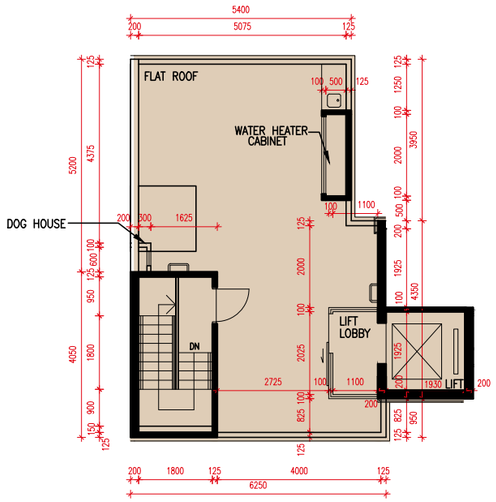

ROOF/F PLAN
天台平面圖

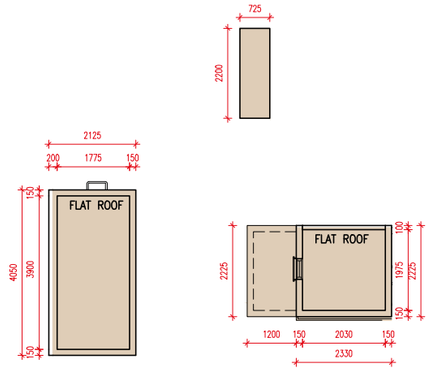

TOP ROOF/F PLAN
上層天台平面圖

SCALE 比 例 0M / 米 5M / 米

FLOOR PLANS OF RESIDENTIAL PROPERTIES IN THE DEVELOPMENT
發展項目的住宅物業的樓面平面圖

HOUSE 洋房 21

Notes:

1. The dimensions of the floor plans are all structural dimensions in millimetre.
2. Please refer to page 68 of this sales brochure for legend of the terms and abbreviations shown on the floor plans.
3. There may be architectural features and/or exposed pipes on external walls of some of the floors. Please refer to the latest approved building plans for details.
4. The indications of fittings such as sinks, toilet closets, bathtubs, wash basins, etc. shown on the floor plans are indications of their approximate locations only and not indication of their actual size, design and shape.
5. The internal areas of the residential properties on the upper floors will generally be slightly larger than those on the lower floors because of the reducing thickness of the structural walls on the upper floors. (Not applicable)

備註：

1. 樓面平面圖所列之數字為以毫米標示之建築結構尺寸。
2. 平面圖中顯示之名詞及簡稱請參閱本售樓說明書第68頁。
3. 部份樓層外牆範圍設有建築裝飾及/或外露喉管。詳情請參閱最新的經批准建築圖則。
4. 平面圖所示之裝置如洗滌盆、坐廁、浴缸、面盆等僅供展示其大約位置而非展示其實際大小、設計及形狀。
5. 因住宅物業的較高樓層的結構牆的厚度遞減，較高樓層的內部面積，一般比較低樓層的內部面積稍大。(不適用)

Floor 樓層	The thickness of the floor slab (excluding plaster) of House 21 (mm) 洋房 21 的樓板 (不包括灰泥) 的厚度 (毫米)	The floor-to-floor height of House 21 (mm) 洋房 21 的層與層之間的高度 (毫米)
LG/F 地下低層	200	2850, 3000
G/F 地面層	150	4000
1/F 一樓	150	3500
2/F 二樓	150	3500
Roof 天台	150	2800, 5000
Top Roof 上層天台	Not Applicable 不適用	Not Applicable 不適用

As-is Part Plan of LG/F
(See Note A on Page 55 of this sales brochure)
地下低層之部分現狀圖
(見本售樓說明書第55頁的備註甲)

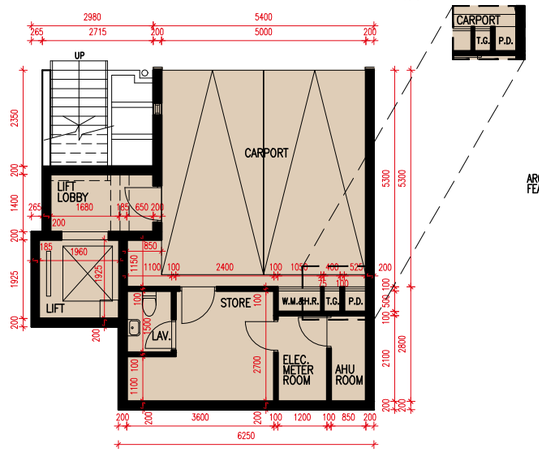

LG/F PLAN
地下低層平面圖

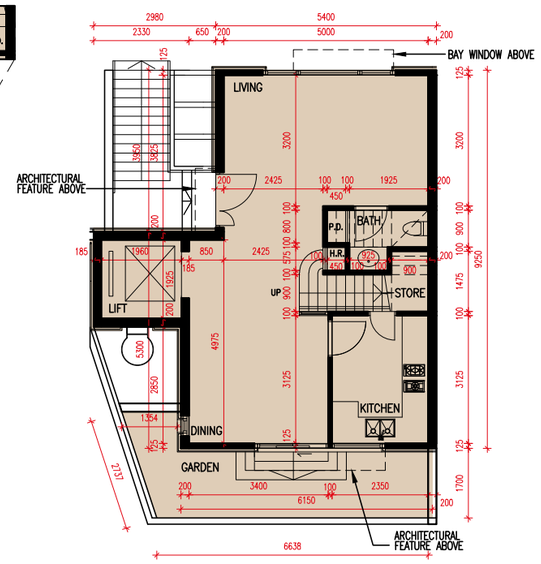

G/F PLAN
地面層平面圖

SCALE 比 例 0M / 米 5M / 米

FLOOR PLANS OF RESIDENTIAL PROPERTIES IN THE DEVELOPMENT
發展項目的住宅物業的樓面平面圖

Notes:
The following alterations to the latest approved building plans are by way of exempted works under the Buildings Ordinance:

A. The access door of Pipe Duct has been removed.
B. A glass partition has been added to the bathtub.
C. A glass partition and a door have been added to the shower cubicle.
D. The block wall and the door of cloakroom have been removed and replaced by a featured glass partition with sliding door.
E. A door has been added between the staircase and the Master Living Area.

備註：
下列對最近期的經批准建築圖則的改動屬於《建築物條例》下的豁免工程：

甲. 管道槽的生口門已拆除。
乙. 浴缸已加建玻璃間隔。
丙. 淋浴間已加建玻璃間隔及門。
丁. 衣帽間的間隔牆連門已拆除及以特色玻璃間隔連趟門取代。
戊. 樓梯及主人客廳之間加建了一道門。

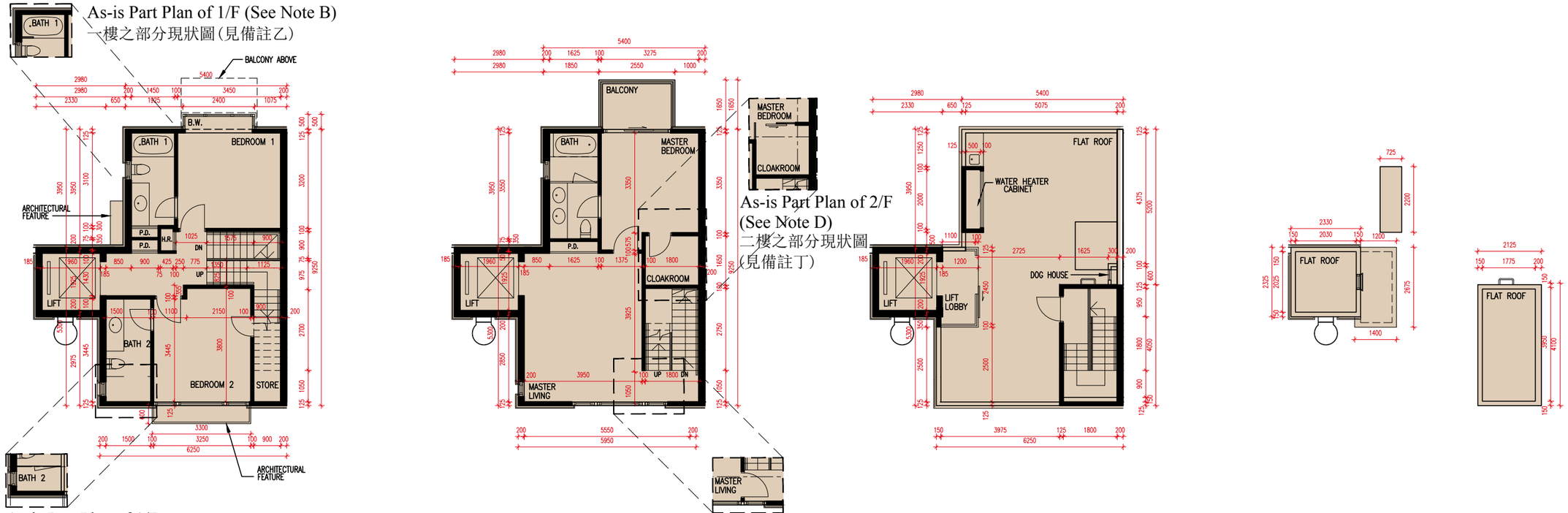

1/F PLAN
一樓平面圖

2/F PLAN
二樓平面圖

ROOF/F PLAN
天台平面圖

TOP ROOF/F PLAN
上層天台平面圖

SCALE 0M / 米 5M / 米
比 例

FLOOR PLANS OF RESIDENTIAL PROPERTIES IN THE DEVELOPMENT
發展項目的住宅物業的樓面平面圖

HOUSE 洋房 22

Notes:

1. The dimensions of the floor plans are all structural dimensions in millimetre.
2. Please refer to page 68 of this sales brochure for legend of the terms and abbreviations shown on the floor plans.
3. There may be architectural features and/or exposed pipes on external walls of some of the floors. Please refer to the latest approved building plans for details.
4. The indications of fittings such as sinks, toilet closets, bathtubs, wash basins, etc. shown on the floor plans are indications of their approximate locations only and not indication of their actual size, design and shape.
5. The internal areas of the residential properties on the upper floors will generally be slightly larger than those on the lower floors because of the reducing thickness of the structural walls on the upper floors. (Not applicable)

備註：

1. 樓面平面圖所列之數字為以毫米標示之建築結構尺寸。
2. 平面圖中顯示之名詞及簡稱請參閱本售樓說明書第68頁。
3. 部份樓層外牆範圍設有建築裝飾及/或外露喉管。詳情請參閱最新的經批准建築圖則。
4. 平面圖所示之裝置如洗滌盆、坐廁、浴缸、面盆等僅供展示其大約位置而非展示其實際大小、設計及形狀。
5. 因住宅物業的較高樓層的結構牆的厚度遞減，較高樓層的內部面積，一般比較低樓層的內部面積稍大。(不適用)

Floor 樓層	The thickness of the floor slab (excluding plaster) of House 22 (mm) 洋房 22 的樓板 (不包括灰泥) 的厚度 (毫米)	The floor-to-floor height of House 22 (mm) 洋房 22 的層與層之間的高度 (毫米)
LG/F 地下低層	200	3000
G/F 地面層	150, 350	3850, 4000
1/F 一樓	150	3300, 3500
2/F 二樓	150	3500
Roof 天台	150	2800
Top Roof 上層天台	Not Applicable 不適用	Not Applicable 不適用

As-is Part Plan of G/F
(See Note A on Page 57 of this sales brochure)
地面層之部分現狀圖
(見本售樓說明書第57頁的備註甲)

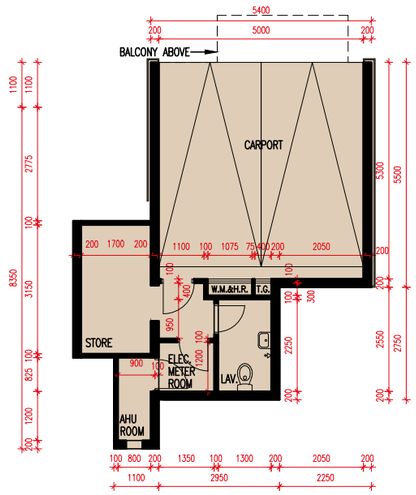

LG/F PLAN
地下低層平面圖

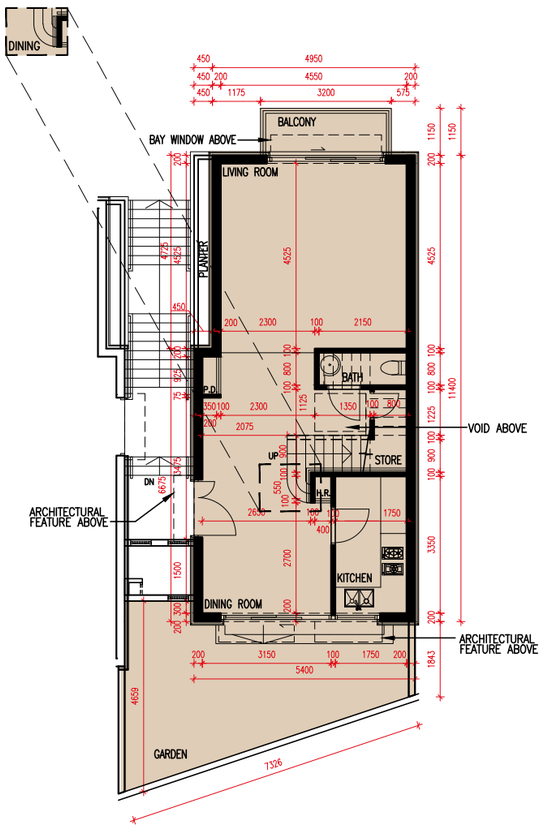

G/F PLAN
地面層平面圖

SCALE 比 例 0M / 米 5M / 米

FLOOR PLANS OF RESIDENTIAL PROPERTIES IN THE DEVELOPMENT
發展項目的住宅物業的樓面平面圖

Notes:
The following alterations to the latest approved building plans are by way of exempted works under the Buildings Ordinance:
A. Adjustments have been made to handrail of staircase.
B. A glass partition has been added to the bathtub.
C. The original Dog House has been removed and replaced by a new Dog House of different dimensions.

備註：
下列對最近期的經批准建築圖則的改動屬於《建築物條例》下的豁免工程：
甲. 樓梯扶手已被改動。
乙. 浴缸已加建玻璃間隔。
丙. 原來的管道房已拆除及以不同尺寸的新管道房取代。

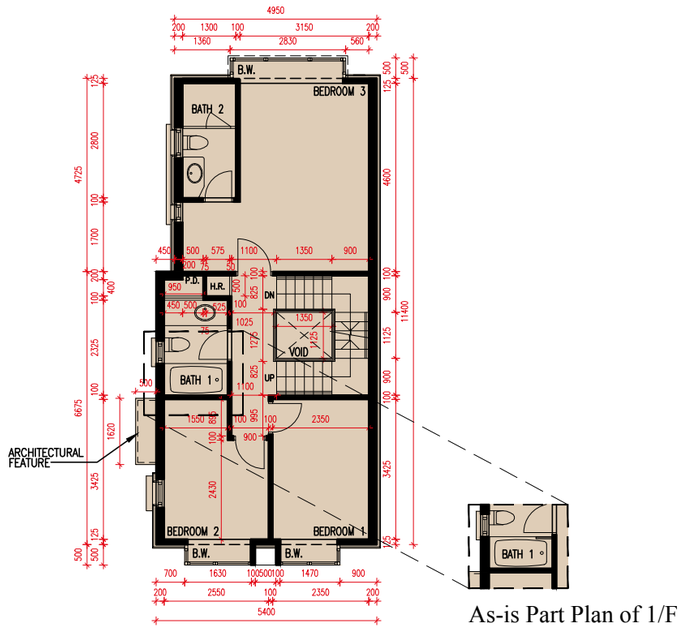

As-is Part Plan of 1/F
(See Note B)
一樓之部分現狀圖
(見備註乙)

1/F PLAN
一樓平面圖

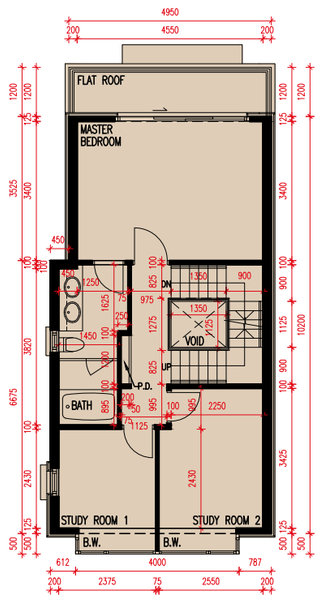

2/F PLAN
二樓平面圖

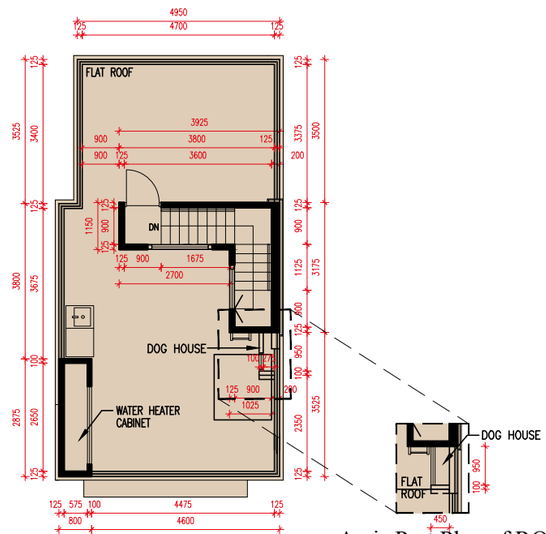

As-is Part Plan of ROOF/F
(See Note C)
天台之部分現狀圖
(見備註丙)

ROOF/F PLAN
天台平面圖

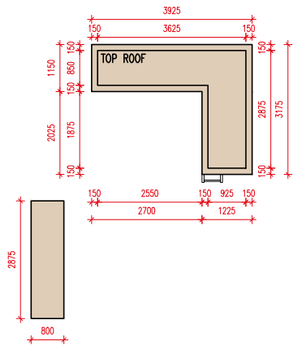

TOP ROOF/F PLAN
上層天台平面圖

SCALE 比 例 0M / 米 5M / 米

HOUSE 洋房 23

Notes:

1. The dimensions of the floor plans are all structural dimensions in millimetre.
2. Please refer to page 68 of this sales brochure for legend of the terms and abbreviations shown on the floor plans.
3. There may be architectural features and/or exposed pipes on external walls of some of the floors. Please refer to the latest approved building plans for details.
4. The indications of fittings such as sinks, toilet closets, bathtubs, wash basins, etc. shown on the floor plans are indications of their approximate locations only and not indication of their actual size, design and shape.
5. The internal areas of the residential properties on the upper floors will generally be slightly larger than those on the lower floors because of the reducing thickness of the structural walls on the upper floors. (Not applicable)

備註：

1. 樓面平面圖所列之數字為以毫米標示之建築結構尺寸。
2. 平面圖中顯示之名詞及簡稱請參閱本售樓說明書第68頁。
3. 部份樓層外牆範圍設有建築裝飾及/或外露喉管。詳情請參閱最新的經批准建築圖則。
4. 平面圖所示之裝置如洗滌盆、坐廁、浴缸、面盆等僅供展示其大約位置而非展示其實際大小、設計及形狀。
5. 因住宅物業的較高樓層的結構牆的厚度遞減，較高樓層的內部面積，一般比較低樓層的內部面積稍大。(不適用)

Floor 樓層	The thickness of the floor slab (excluding plaster) of House 23 (mm) 洋房 23 的樓板 (不包括灰泥) 的厚度 (毫米)	The floor-to-floor height of House 23 (mm) 洋房 23 的層與層之間的高度 (毫米)
LG/F 地下低層	200	3000
G/F 地面層	150, 350	3850, 4000
1/F 一樓	150	3300, 3500
2/F 二樓	150	3500
Roof 天台	150	2800
Top Roof 上層天台	Not Applicable 不適用	Not Applicable 不適用

As-is Part Plan of G/F
(See Note A on Page 59 of this sales brochure)
地面層之部分現狀圖
(見本售樓說明書第59頁的備註甲)

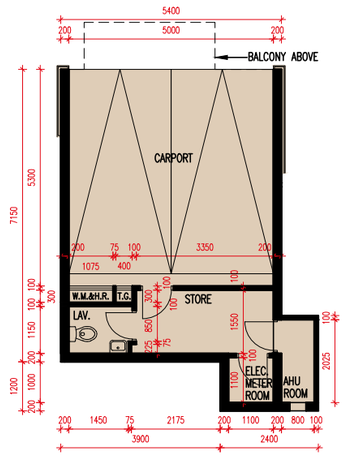

LG/F PLAN
地下低層平面圖

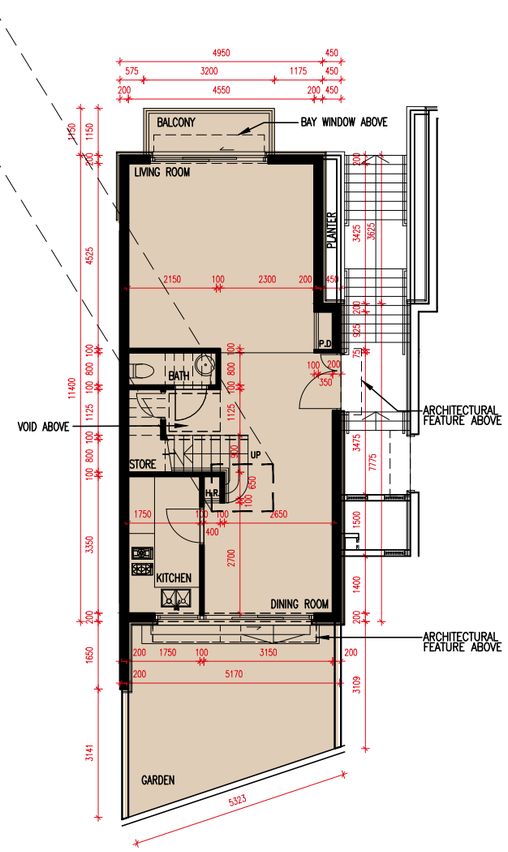

G/F PLAN
地面層平面圖

SCALE 比 例 0M / 米 5M / 米

FLOOR PLANS OF RESIDENTIAL PROPERTIES IN THE DEVELOPMENT
發展項目的住宅物業的樓面平面圖

Notes:
The following alterations to the latest approved building plans are by way of exempted works under the Buildings Ordinance:
A. Adjustments have been made to handrail of staircase.
B. A glass partition has been added to the bathtub.
C. The original Dog House has been removed and replaced by a new Dog House of different dimensions.

備註：
下列對最近期的經批准建築圖則的改動屬於《建築物條例》下的豁免工程：
甲. 樓梯扶手已被改動。
乙. 浴缸已加建玻璃間隔。
丙. 原來的管道房已拆除及以不同尺寸的新管道房取代。

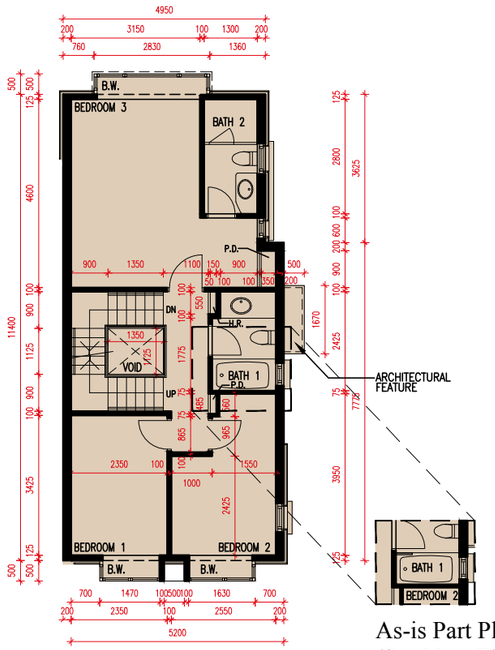

As-is Part Plan of 1/F
(See Note B)
一樓之部分現狀圖
(見備註乙)

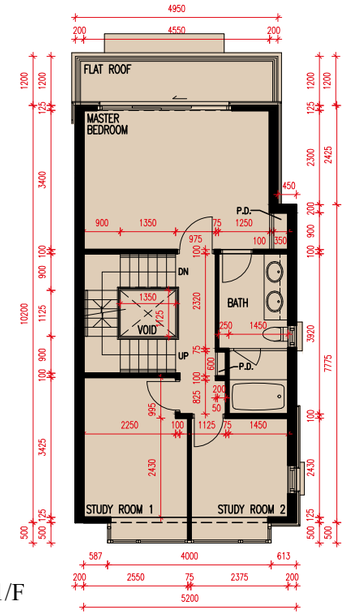

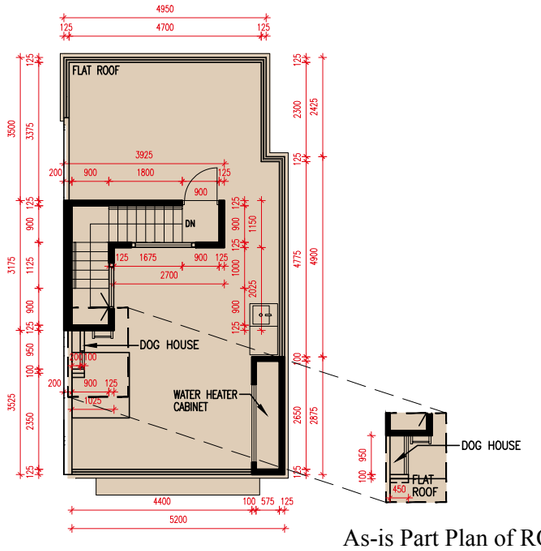

As-is Part Plan of ROOF/F
(See Note C)
天台之部分現狀圖
(見備註丙)

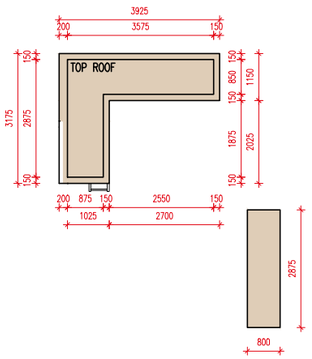

1/F PLAN
一樓平面圖

2/F PLAN
二樓平面圖

ROOF/F PLAN
天台平面圖

TOP ROOF/F PLAN
上層天台平面圖

SCALE 比 例 0M / 米 5M / 米

HOUSE 洋房 25

Notes:

1. The dimensions of the floor plans are all structural dimensions in millimetre.
2. Please refer to page 68 of this sales brochure for legend of the terms and abbreviations shown on the floor plans.
3. There may be architectural features and/or exposed pipes on external walls of some of the floors. Please refer to the latest approved building plans for details.
4. The indications of fittings such as sinks, toilet closets, bathtubs, wash basins, etc. shown on the floor plans are indications of their approximate locations only and not indication of their actual size, design and shape.
5. The internal areas of the residential properties on the upper floors will generally be slightly larger than those on the lower floors because of the reducing thickness of the structural walls on the upper floors. (Not applicable)

備註：

1. 樓面平面圖所列之數字為以毫米標示之建築結構尺寸。
2. 平面圖中顯示之名詞及簡稱請參閱本售樓說明書第68頁。
3. 部份樓層外牆範圍設有建築裝飾及/或外露喉管。詳情請參閱最新的經批准建築圖則。
4. 平面圖所示之裝置如洗滌盆、坐廁、浴缸、面盆等僅供展示其大約位置而非展示其實際大小、設計及形狀。
5. 因住宅物業的較高樓層的結構牆的厚度遞減，較高樓層的內部面積，一般比較低樓層的內部面積稍大。(不適用)

Floor 樓層	The thickness of the floor slab (excluding plaster) of House 25 (mm) 洋房 25 的樓板 (不包括灰泥) 的厚度 (毫米)	The floor-to-floor height of House 25 (mm) 洋房 25 的層與層之間的高度 (毫米)
LG/F 地下低層	200	3000
G/F 地面層	150, 350	3850, 4000
1/F 一樓	150	3300, 3500
2/F 二樓	150	3500
Roof 天台	150	2800
Top Roof 上層天台	Not Applicable 不適用	Not Applicable 不適用

As-is Part Plan of G/F
(See Note A on Page 61 of this sales brochure)
地面層之部分現狀圖
(見本售樓說明書第61頁的備註甲)

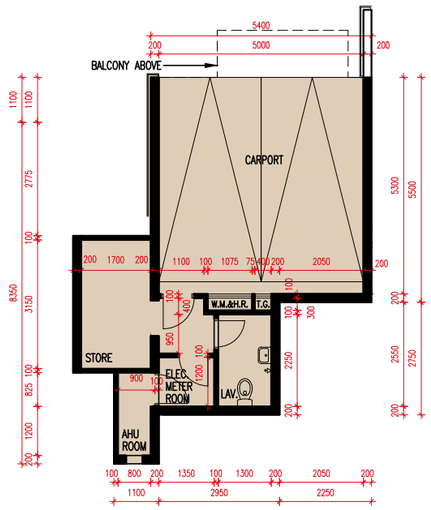

LG/F PLAN
地下低層平面圖

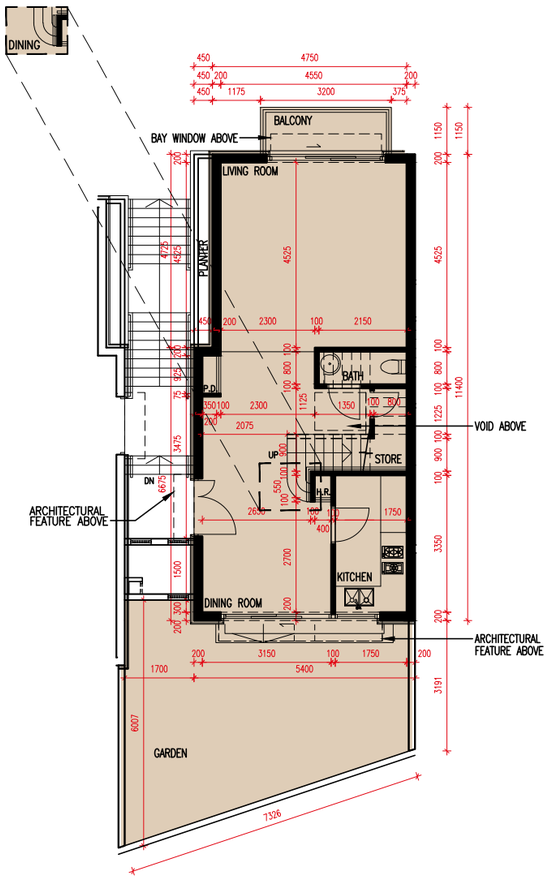

G/F PLAN
地面層平面圖

SCALE 比 例 0M / 米 5M / 米

FLOOR PLANS OF RESIDENTIAL PROPERTIES IN THE DEVELOPMENT
發展項目的住宅物業的樓面平面圖

Notes:
The following alterations to the latest approved building plans are by way of exempted works under the Buildings Ordinance:
A. Adjustments have been made to handrail of staircase.
B. A glass partition has been added to the bathtub.
C. The original Dog House has been removed and replaced by a new Dog House of different dimensions.

備註：
下列對最近期的經批准建築圖則的改動屬於《建築物條例》下的豁免工程：
甲. 樓梯扶手已被改動。
乙. 浴缸已加建玻璃間隔。
丙. 原來的管道房已拆除及以不同尺寸的新管道房取代。

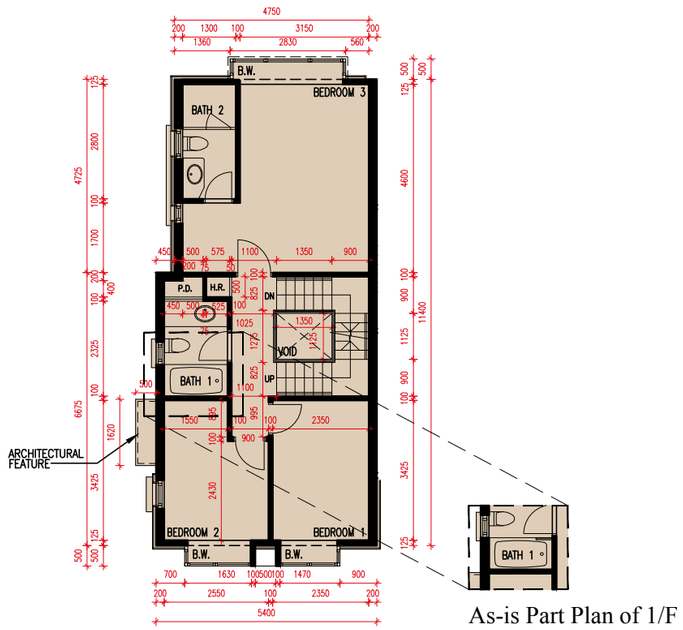

As-is Part Plan of 1/F
(See Note B)
一樓之部分現狀圖
(見備註乙)

1/F PLAN
一樓平面圖

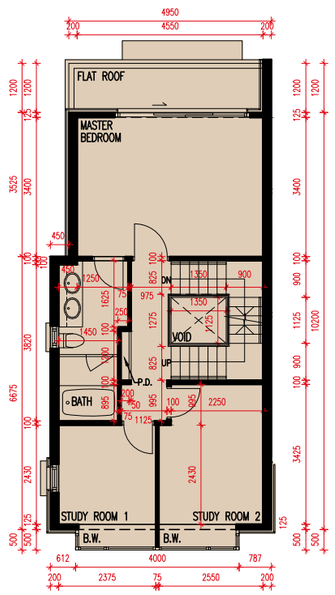

2/F PLAN
二樓平面圖

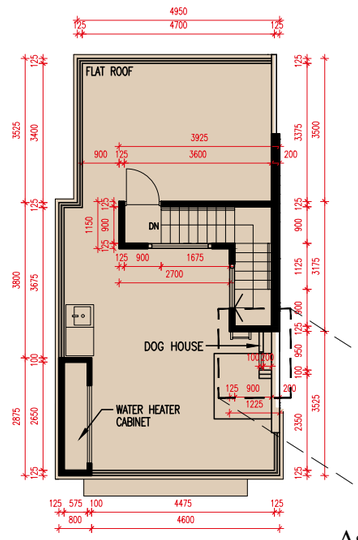

ROOF/F PLAN
天台平面圖

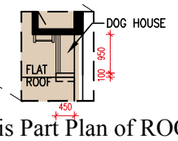

As-is Part Plan of ROOF/F
(See Note C)
天台之部分現狀圖
(見備註丙)

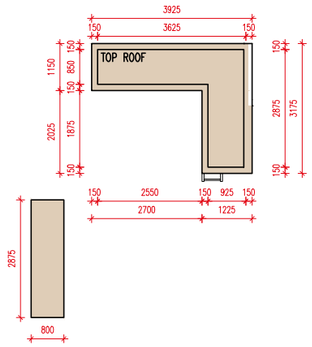

TOP ROOF/F PLAN
上層天台平面圖

SCALE 0M / 米 5M / 米
比 例

HOUSE 洋房 26

Notes:

1. The dimensions of the floor plans are all structural dimensions in millimetre.
2. Please refer to page 68 of this sales brochure for legend of the terms and abbreviations shown on the floor plans.
3. There may be architectural features and/or exposed pipes on external walls of some of the floors. Please refer to the latest approved building plans for details.
4. The indications of fittings such as sinks, toilet closets, bathtubs, wash basins, etc. shown on the floor plans are indications of their approximate locations only and not indication of their actual size, design and shape.
5. The internal areas of the residential properties on the upper floors will generally be slightly larger than those on the lower floors because of the reducing thickness of the structural walls on the upper floors. (Not applicable)

備註：

1. 樓面平面圖所列之數字為以毫米標示之建築結構尺寸。
2. 平面圖中顯示之名詞及簡稱請參閱本售樓說明書第68頁。
3. 部份樓層外牆範圍設有建築裝飾及/或外露喉管。詳情請參閱最新的經批准建築圖則。
4. 平面圖所示之裝置如洗滌盆、坐廁、浴缸、面盆等僅供展示其大約位置而非展示其實際大小、設計及形狀。
5. 因住宅物業的較高樓層的結構牆的厚度遞減，較高樓層的內部面積，一般比較低樓層的內部面積稍大。(不適用)

Floor 樓層	The thickness of the floor slab (excluding plaster) of House 26 (mm) 洋房 26 的樓板 (不包括灰泥) 的厚度 (毫米)	The floor-to-floor height of House 26 (mm) 洋房 26 的層與層之間的高度 (毫米)
LG/F 地下低層	200	3000
G/F 地面層	150, 350	3850, 4000
1/F 一樓	150	3300, 3500
2/F 二樓	150	3500
Roof 天台	150	2800
Top Roof 上層天台	Not Applicable 不適用	Not Applicable 不適用

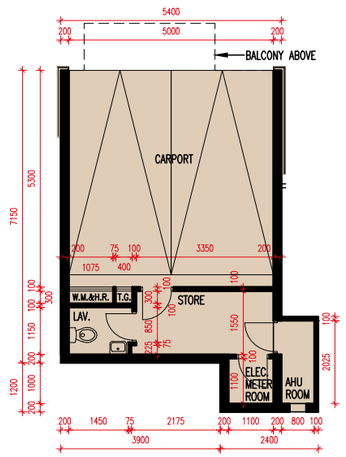

LG/F PLAN
地下低層平面圖

As-is Part Plan of G/F
(See Note A on Page 63 of this sales brochure)
地面層之部分現狀圖
(見本售樓說明書第63頁的備註甲)

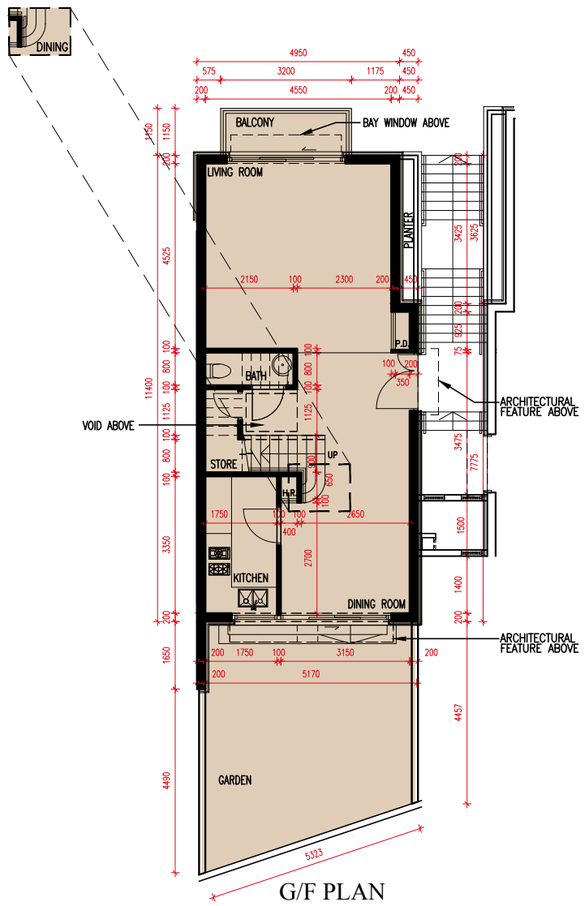

G/F PLAN
地面層平面圖

SCALE 比 例 0M / 米 5M / 米

FLOOR PLANS OF RESIDENTIAL PROPERTIES IN THE DEVELOPMENT
發展項目的住宅物業的樓面平面圖

Notes:
The following alterations to the latest approved building plans are by way of exempted works under the Buildings Ordinance:
A. Adjustments have been made to handrail of staircase.
B. A glass partition has been added to the bathtub.
C. The original Dog House has been removed and replaced by a new Dog House of different dimensions.

備註：
下列對最近期的經批准建築圖則的改動屬於《建築物條例》下的豁免工程：
甲. 樓梯扶手已被改動。
乙. 浴缸已加建玻璃間隔。
丙. 原來的管道房已拆除及以不同尺寸的新管道房取代。

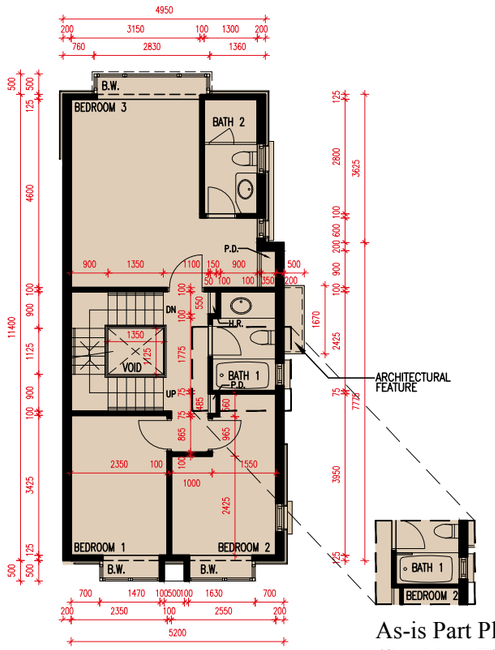

As-is Part Plan of 1/F
(See Note B)
一樓之部分現狀圖
(見備註乙)

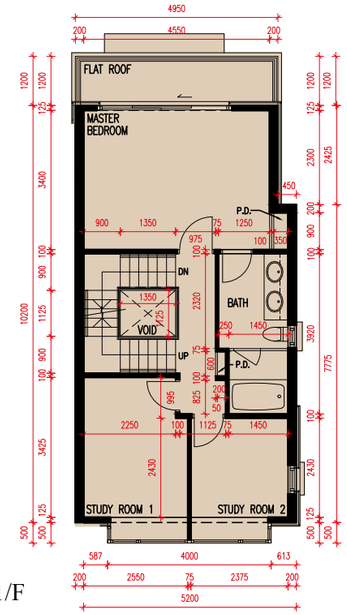

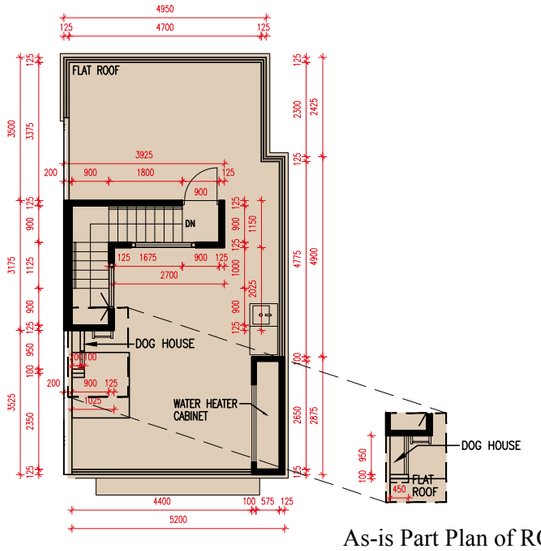

As-is Part Plan of ROOF/F
(See Note C)
天台之部分現狀圖
(見備註丙)

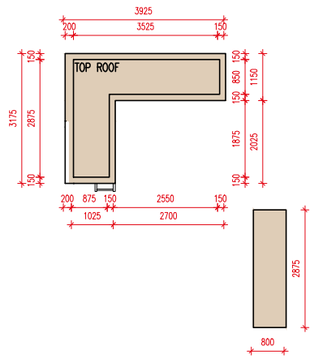

1/F PLAN
一樓平面圖

2/F PLAN
二樓平面圖

ROOF/F PLAN
天台平面圖

TOP ROOF/F PLAN
上層天台平面圖

SCALE 比 例 0M / 米 5M / 米

HOUSE 洋房 27

Notes:

1. The dimensions of the floor plans are all structural dimensions in millimetre.
2. Please refer to page 68 of this sales brochure for legend of the terms and abbreviations shown on the floor plans.
3. There may be architectural features and/or exposed pipes on external walls of some of the floors. Please refer to the latest approved building plans for details.
4. The indications of fittings such as sinks, toilet closets, bathtubs, wash basins, etc. shown on the floor plans are indications of their approximate locations only and not indication of their actual size, design and shape.
5. The internal areas of the residential properties on the upper floors will generally be slightly larger than those on the lower floors because of the reducing thickness of the structural walls on the upper floors. (Not applicable)

備註：

1. 樓面平面圖所列之數字為以毫米標示之建築結構尺寸。
2. 平面圖中顯示之名詞及簡稱請參閱本售樓說明書第68頁。
3. 部份樓層外牆範圍設有建築裝飾及/或外露喉管。詳情請參閱最新的經批准建築圖則。
4. 平面圖所示之裝置如洗滌盆、坐廁、浴缸、面盆等僅供展示其大約位置而非展示其實際大小、設計及形狀。
5. 因住宅物業的較高樓層的結構牆的厚度遞減，較高樓層的內部面積，一般比較低樓層的內部面積稍大。(不適用)

Floor 樓層	The thickness of the floor slab (excluding plaster) of House 27 (mm) 洋房 27 的樓板 (不包括灰泥) 的厚度 (毫米)	The floor-to-floor height of House 27 (mm) 洋房 27 的層與層之間的高度 (毫米)
LG/F 地下低層	200	3000
G/F 地面層	150, 350	3850, 4000
1/F 一樓	150	3300, 3500
2/F 二樓	150	3500
Roof 天台	150	2800
Top Roof 上層天台	Not Applicable 不適用	Not Applicable 不適用

As-is Part Plan of G/F
(See Note A on Page 65 of this sales brochure)
地面層之部分現狀圖
(見本售樓說明書第65頁的備註甲)

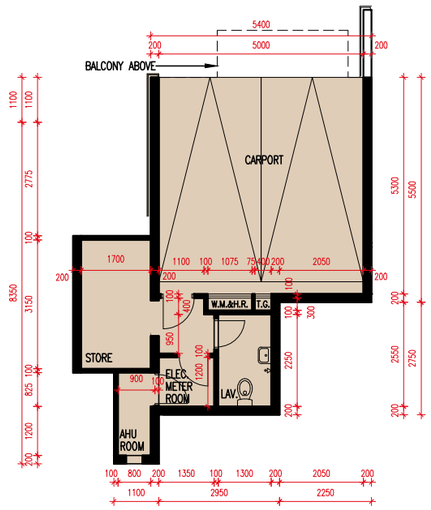

LG/F PLAN
地下低層平面圖

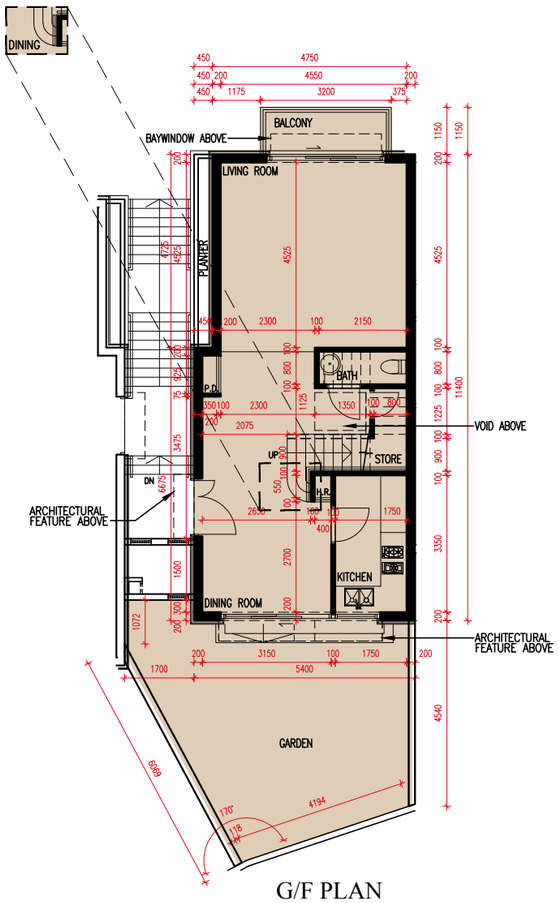

G/F PLAN
地面層平面圖

SCALE 比 例 0M / 米 5M / 米

FLOOR PLANS OF RESIDENTIAL PROPERTIES IN THE DEVELOPMENT
發展項目的住宅物業的樓面平面圖

Notes:
The following alterations to the latest approved building plans are by way of exempted works under the Buildings Ordinance:
A. Adjustments have been made to handrail of staircase.
B. A glass partition has been added to the bathtub.
C. The original Dog House has been removed and replaced by a new Dog House of different dimensions.

備註：
下列對最近期的經批准建築圖則的改動屬於《建築物條例》下的豁免工程：
甲. 樓梯扶手已被改動。
乙. 浴缸已加建玻璃間隔。
丙. 原來的管道房已拆除及以不同尺寸的新管道房取代。

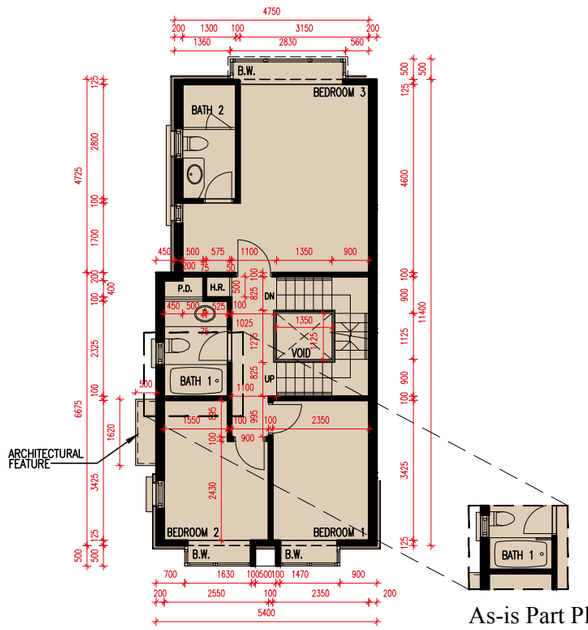

As-is Part Plan of 1/F
(See Note B)
一樓之部分現狀圖
(見備註乙)

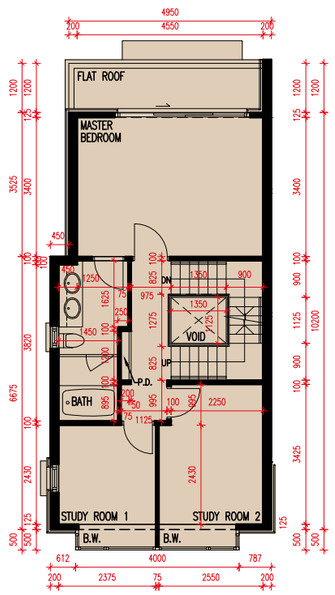

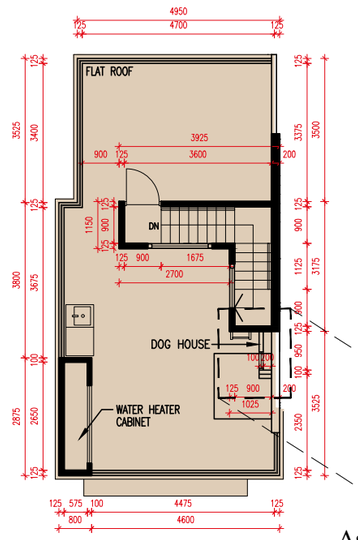

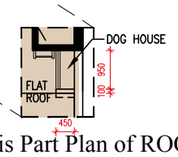

As-is Part Plan of ROOF/F
(See Note C)
天台之部分現狀圖
(見備註丙)

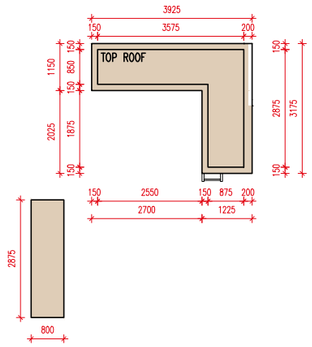

1/F PLAN
一樓平面圖

2/F PLAN
二樓平面圖

ROOF/F PLAN
天台平面圖

TOP ROOF/F PLAN
上層天台平面圖

SCALE 0M / 米 5M / 米
比 例

FLOOR PLANS OF RESIDENTIAL PROPERTIES IN THE DEVELOPMENT
發展項目的住宅物業的樓面平面圖

HOUSE 洋房 28

Notes:

1. The dimensions of the floor plans are all structural dimensions in millimetre.
2. Please refer to page 68 of this sales brochure for legend of the terms and abbreviations shown on the floor plans.
3. There may be architectural features and/or exposed pipes on external walls of some of the floors. Please refer to the latest approved building plans for details.
4. The indications of fittings such as sinks, toilet closets, bathtubs, wash basins, etc. shown on the floor plans are indications of their approximate locations only and not indication of their actual size, design and shape.
5. The internal areas of the residential properties on the upper floors will generally be slightly larger than those on the lower floors because of the reducing thickness of the structural walls on the upper floors. (Not applicable)

備註：

1. 樓面平面圖所列之數字為以毫米標示之建築結構尺寸。
2. 平面圖中顯示之名詞及簡稱請參閱本售樓說明書第68頁。
3. 部份樓層外牆範圍設有建築裝飾及/或外露喉管。詳情請參閱最新的經批准建築圖則。
4. 平面圖所示之裝置如洗滌盆、坐廁、浴缸、面盆等僅供展示其大約位置而非展示其實際大小、設計及形狀。
5. 因住宅物業的較高樓層的結構牆的厚度遞減，較高樓層的內部面積，一般比較低樓層的內部面積稍大。(不適用)

Floor 樓層	The thickness of the floor slab (excluding plaster) of House 28 (mm) 洋房 28 的樓板 (不包括灰泥) 的厚度 (毫米)	The floor-to-floor height of House 28 (mm) 洋房 28 的層與層之間的高度 (毫米)
LG/F 地下低層	200	3000
G/F 地面層	150, 350	3850, 4000
1/F 一樓	150	3300, 3500
2/F 二樓	150	3500
Roof 天台	150	2800
Top Roof 上層天台	Not Applicable 不適用	Not Applicable 不適用

As-is Part Plan of G/F
(See Note B on Page 67 of this sales brochure)
地面層之部分現狀圖
(見本售樓說明書第67頁的備註乙)

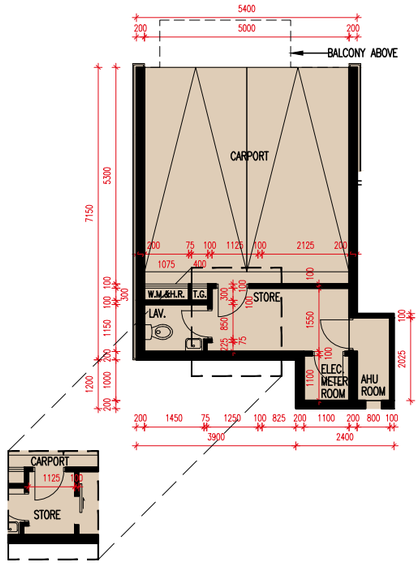

As-is Part Plan of LG/F
(See Note A on page 67 of this sales brochure)
地下低層之部分現狀圖
(見本售樓說明書第67頁的備註甲)

LG/F PLAN
地下低層平面圖

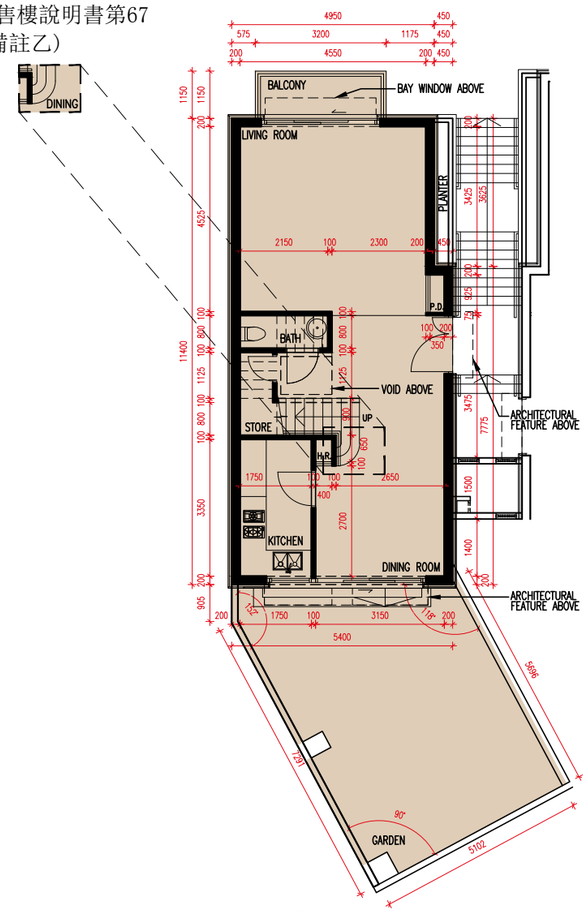

G/F PLAN
地面層平面圖

SCALE 比 例 0M / 米 5M / 米

FLOOR PLANS OF RESIDENTIAL PROPERTIES IN THE DEVELOPMENT
發展項目的住宅物業的樓面平面圖

Notes:

The following alterations to the latest approved building plans are by way of exempted works under the Buildings Ordinance:

A. A partition wall with sliding door has been added to the Store Room.
B. Adjustments have been made to handrail of staircase .
C. Adjustments have been made to the partition wall between Bedroom 3 and Bathroom 2.
D. A glass partition has been added to the bathtub.
E. The original Dog House has been removed and replaced by a new Dog House of different dimensions.

備註：

下列對最近期的經批准建築圖則的改動屬於《建築物條例》下的豁免工程：

甲. 儲物房已加建間隔牆連趟門。
乙. 樓梯扶手已被改動。
丙. 睡房3及浴室2之間的間隔牆已被更改。
丁. 浴缸已加建玻璃間隔。
戊. 原來的管道房已拆除及以不同尺寸的新管道房取代。

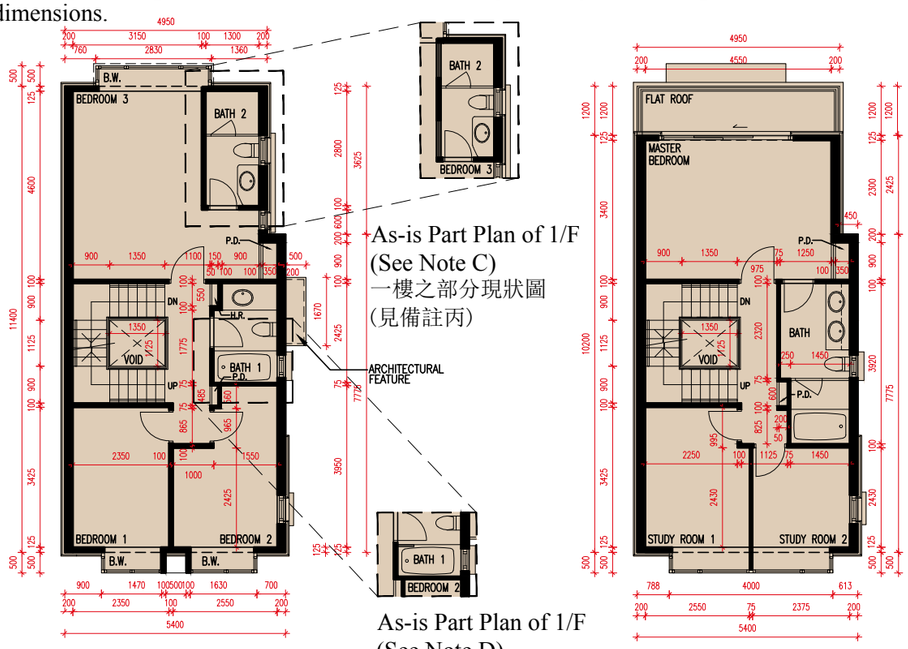

1/F PLAN
一樓平面圖

2/F PLAN
二樓平面圖

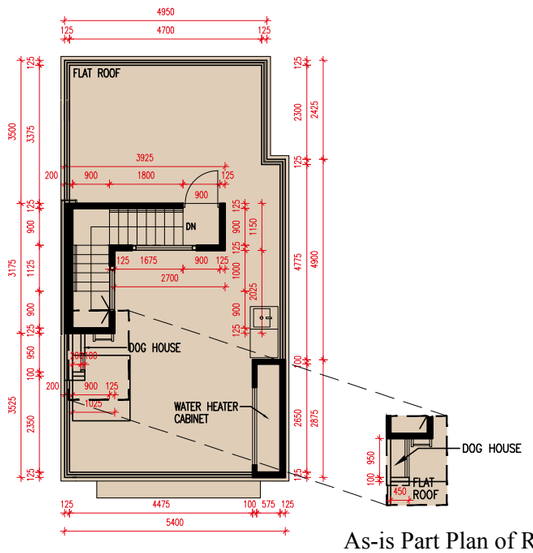

ROOF/F PLAN
天台平面圖

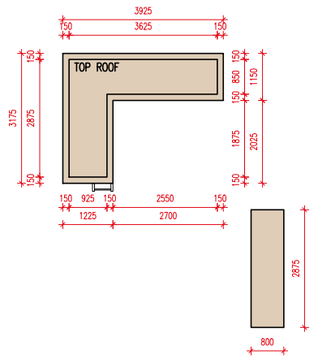

TOP ROOF/F PLAN
上層天台平面圖

SCALE 比 例 0M / 米 5M / 米

FLOOR PLANS OF RESIDENTIAL PROPERTIES IN THE DEVELOPMENT
發展項目的住宅物業的樓面平面圖

Legend of terms and abbreviations used on Floor Plans

樓面平面圖中所使用名詞及簡稱之圖例

AHU ROOM	=	AIR HANDLING UNIT ROOM	空調機房	H.R	=	HOSE REEL	消防喉轆
ARCHITECTURAL FEATURE			建築裝飾	H.R. AT H/L	=	HOSE REEL AT HIGH LEVEL	消防喉轆在高位
ARCHITECTURAL FEATURE ABOVE			建築裝飾置上	H.R. AT L/L	=	HOSE REEL AT LOW LEVEL	消防喉轆在低位
BALCONY			露台	KITCHEN			廚房
BALCONY ABOVE			露台置上	LAV	=	LAVATORY	洗手間
BATH	=	BATHROOM	浴室	LIFT			升降機
BATH 1	=	BATHROOM 1	浴室1	LIFT LOBBY			升降機大堂
BATH 2	=	BATHROOM 2	浴室2	LIVING	=	LIVING ROOM	客廳
BAY WINDOW ABOVE			窗台置上	MASTER BEDROOM			主人睡房
BEDROOM 1			睡房1	MASTER LIVING	=	MASTER LIVING AREA	主人客廳
BEDROOM 2			睡房2	P.D.	=	PIPE DUCT	管道槽
BEDROOM 3			睡房3	PLANTER			花槽
BUILDING LINE ABOVE			建築界線置上	STORE	=	STORE ROOM	儲物房
B.W.	=	BAY WINDOW	窗台	STUDY ROOM 1			書房1
CARPORT			車庫	STUDY ROOM 2			書房2
CLOAKROOM			衣帽間	SUMP PIT			地下水井
DINING	=	DINING ROOM	飯廳	T.G.	=	TOWN GAS METER CABINET	煤氣錶箱
DN	=	DOWN	落	TOP ROOF			上層天台
DOG HOUSE			管道房	UP			上
ELEC. METER ROOM	=	ELECTRICAL METER ROOM	電掣房	VOID			中空
F.H.	=	FIRE HYDRANT	消防栓	VOID ABOVE			中空置上
FLAT ROOF			平台	W.M.	=	WATER METER	水錶
FOYER			門廳	W.M. & H.R.	=	WATER METER AND HOSE REEL	水錶及消防喉轆
GARDEN			花園	WATER HEATER CABINET			熱水爐櫃

Notes:

1. There may be architectural features and/or exposed pipes on external walls of some floors.
2. There may be ceiling bulkheads at lift lobby, living room, dining room, bedroom, bathroom, lavatory, store room, cloakroom, corridors and/or kitchen of some houses for the air-conditioning system and/ or mechanical and electrical services.
3. Symbols of fittings and fitments shown on the floor plans (such as bathtubs, drain points, showers, sinks, sink counters, wash basins, water closets and jacuzzi etc) are retrieved from the latest approved general building plans and are for general indication only.

備註:

1. 部份樓層外牆或設有建築裝飾及/或外露喉管。
2. 部分洋房之升降機大堂、客廳、飯廳、睡房、浴室、洗手間、儲物房、衣帽間、走廊及/或廚房或設有假天花內裝有冷氣系統及/或其他機電設備。
3. 樓面平面圖上所顯示的形象裝置符號(例如浴缸、去水位、花灑、洗滌盆、洗滌盆櫃、面盆、坐廁及按摩池等)乃摘自最新的經批准的建築圖則，只作一般性標誌。