Cross-section Plan S1-S1
橫截面圖 S1-S1

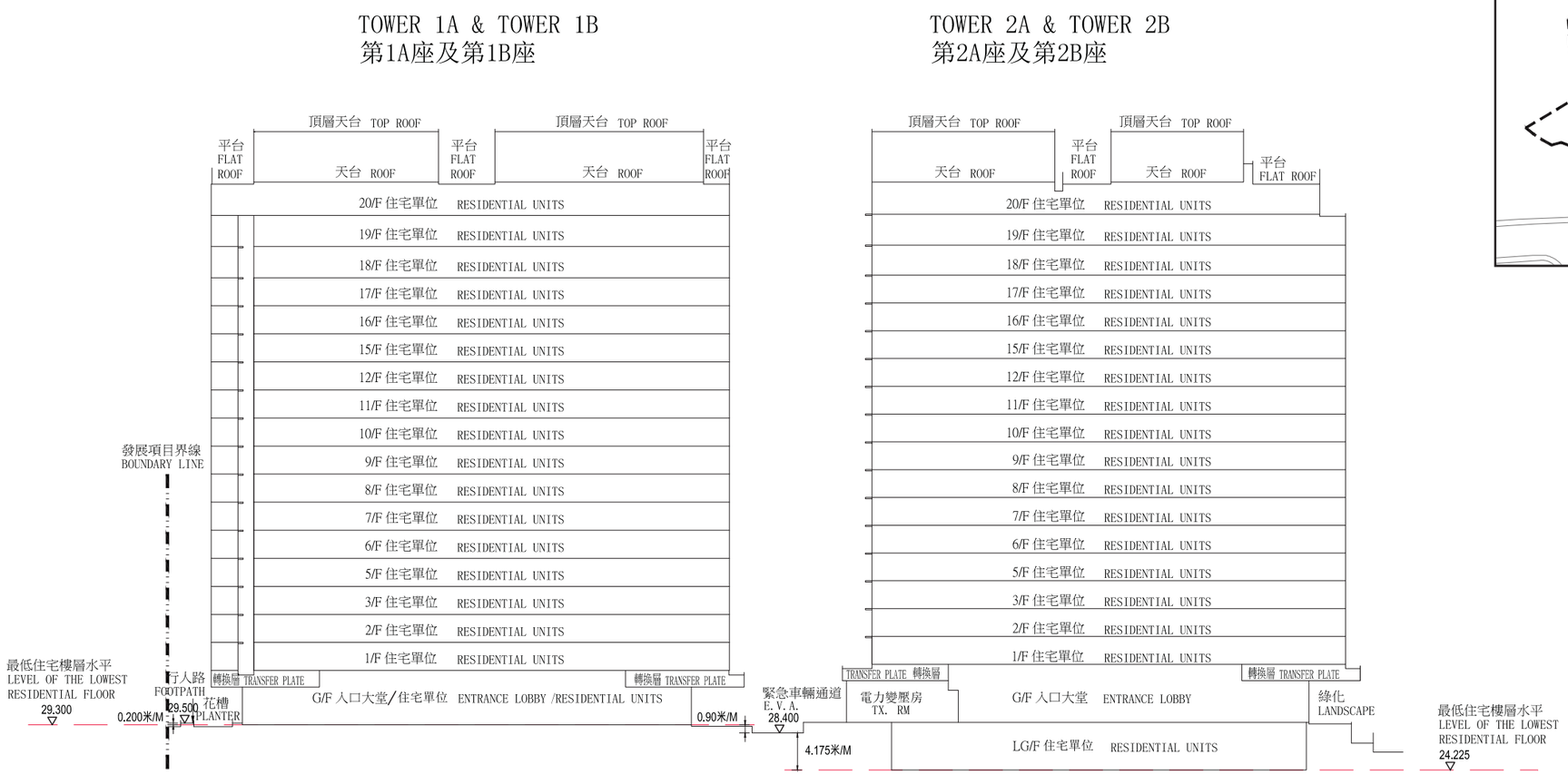

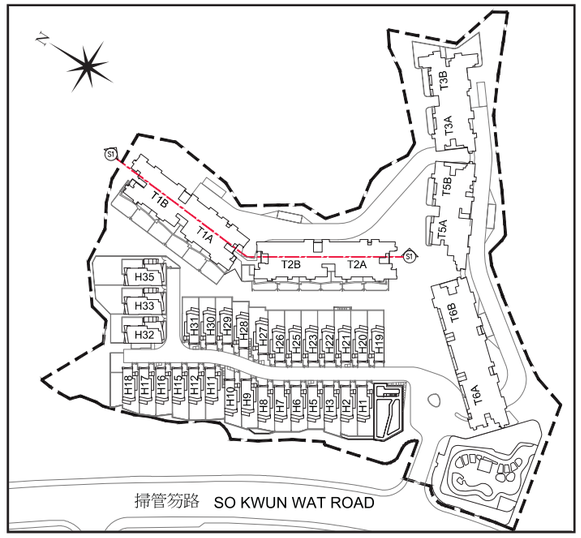

Key Plan 指示圖

Note: 1. (▽) denotes height (in metres) above the Hong Kong Principal Datum.
2. (- - -) Dotted line denotes the level of the lowest residential floor.
3. The part of Emergency Vehicular Access (E.V.A.) adjacent to the building is 28.400 meters above Hong Kong Principal Datum (HKPD).
4. The part of Footpath adjacent to the building is 29.500 meters above Hong Kong Principal Datum (HKPD).

備註：1. (▽) 代表香港主水平基準以上的高度 (米)。
2. (- - -) 虛線代表最低住宅樓層水平。
3. 毗連建築物的一段緊急車輛通道為香港主水平基準以上 28.400 米。
4. 毗連建築物的一段行人路為香港主水平基準以上 29.500 米。

19 CROSS-SECTION PLAN OF BUILDING IN THE DEVELOPMENT
發展項目中的建築物的橫截面圖

Cross-section Plan S2-S2
橫截面圖 S2-S2

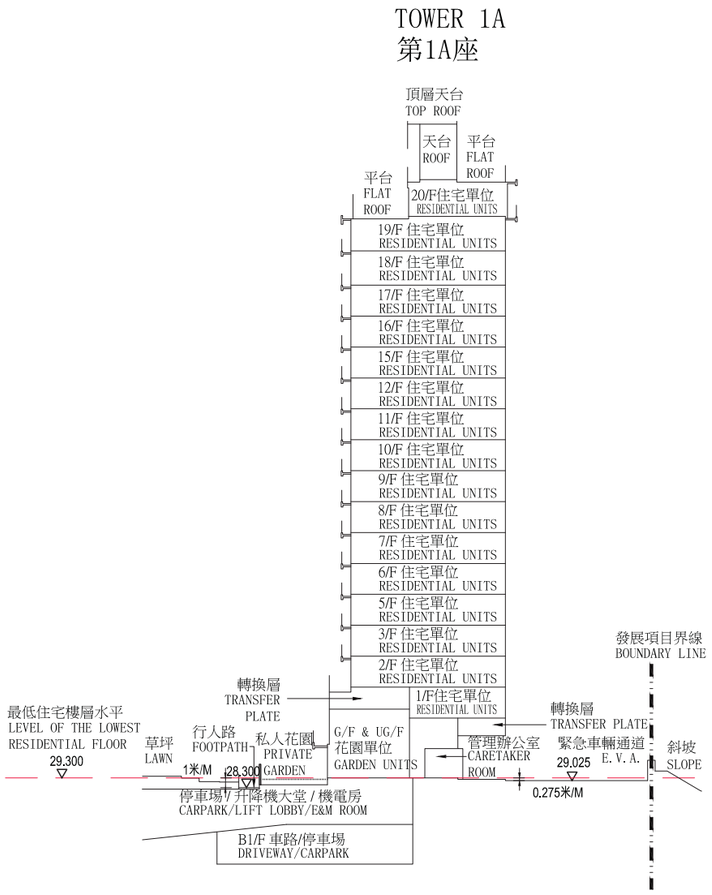

Note: 1. (▽) denotes height (in metres) above the Hong Kong Principal Datum.
2. (---) Dotted line denotes the level of the lowest residential floor.
3. The part of Emergency Vehicular Access (E.V.A.) adjacent to the building is 29.025 meters above Hong Kong Principal Datum (HKPD).
4. The part of Footpath adjacent to the building is 28.300 meters above Hong Kong Principal Datum (HKPD).

備註：1. (▽) 代表香港主水平基準以上的高度 (米)。
2. (---) 虛線代表最低住宅樓層水平。
3. 毗連建築物的一段緊急車輛通道為香港主水平基準以上 29.025 米。
4. 毗連建築物的一段行人路為香港主水平基準以上 28.300 米。

Cross-section Plan S3-S3
橫截面圖 S3-S3

Key Plan 指示圖

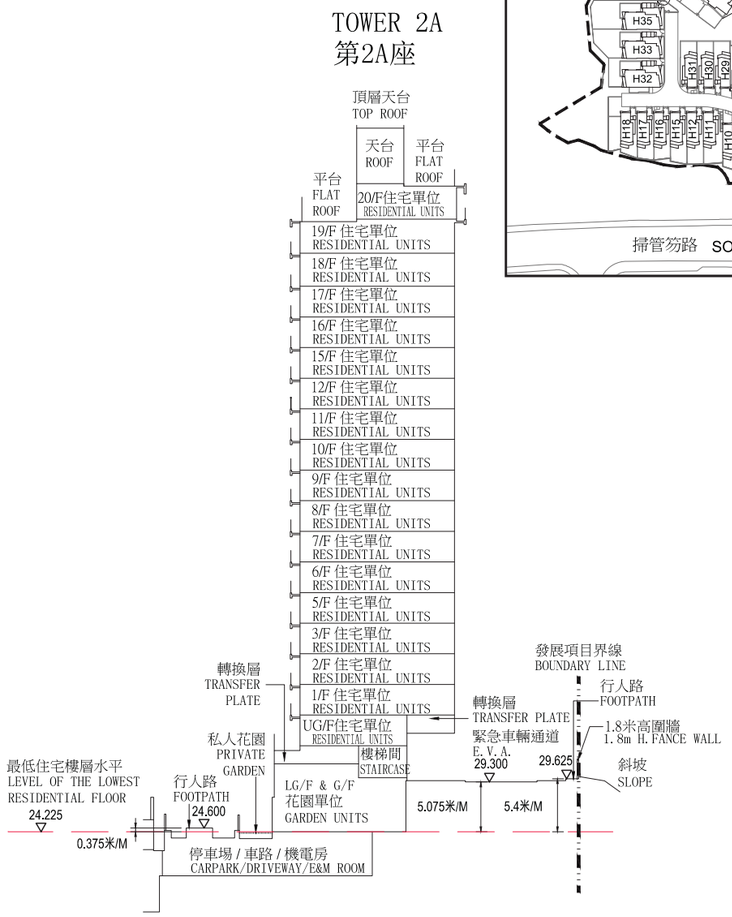

Note: 1. (▽) denotes height (in metres) above the Hong Kong Principal Datum.
2. (---) Dotted line denotes the level of the lowest residential floor.
3. The part of Emergency Vehicular Access (E.V.A.) adjacent to the building is 29.300 meters above Hong Kong Principal Datum (HKPD).
4. The part of Footpath adjacent to the building is 24.600 meters & 29.625 meters above Hong Kong Principal Datum (HKPD).

備註：1. (▽) 代表香港主水平基準以上的高度 (米)。
2. (---) 虛線代表最低住宅樓層水平。
3. 毗連建築物的一段緊急車輛通道為香港主水平基準以上 29.300 米。
4. 毗連建築物的一段行人路為香港主水平基準以上 24.600 米及 29.625 米。

Cross-section Plan S4-S4
橫截面圖 S4-S4

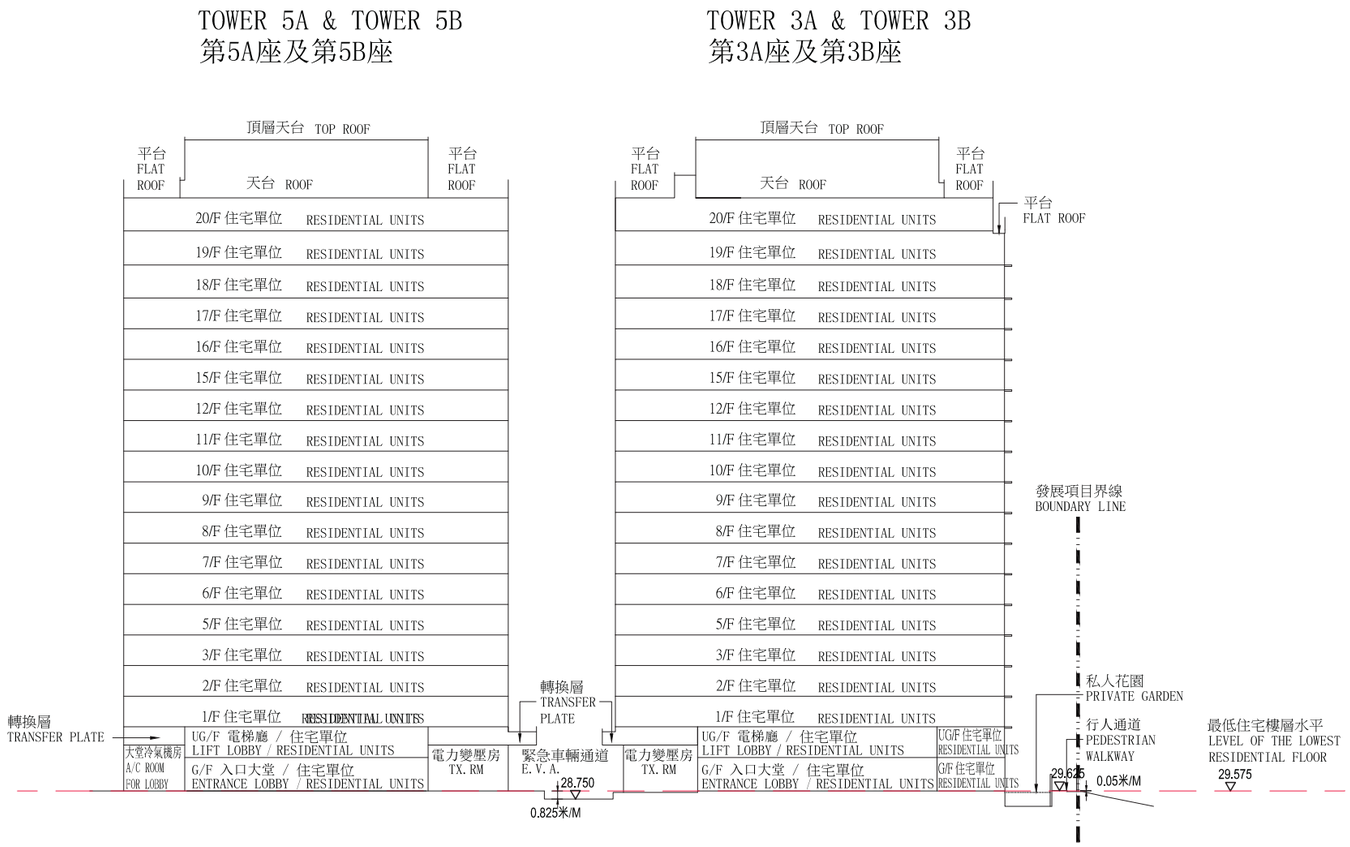

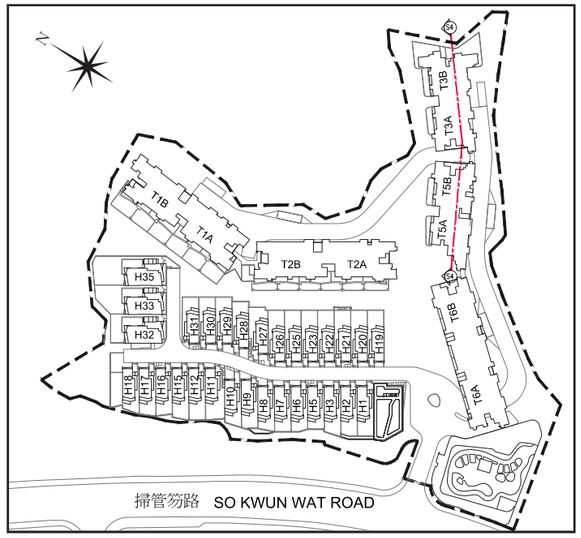

Key Plan 指示圖

Note: 1. (▽) denotes height (in metres) above the Hong Kong Principal Datum.
2. (- - -) Dotted line denotes the level of the lowest residential floor.
3. The part of Emergency Vehicular Access (E.V.A.) adjacent to the building is 28.750 meters above Hong Kong Principal Datum (HKPD).
4. The part of Pedestrian Walkway adjacent to the building is 29.625 meters above Hong Kong Principal Datum (HKPD).

備註：1. (▽) 代表香港主水平基準以上的高度 (米)。
2. (- - -) 虛線代表最低住宅樓層水平。
3. 毗連建築物的一段緊急車輛通道為香港主水平基準以上 28.750 米。
4. 毗連建築物的一段步行道為香港主水平基準以上 29.625 米。

Cross-section Plan S5-S5
橫截面圖 S5-S5

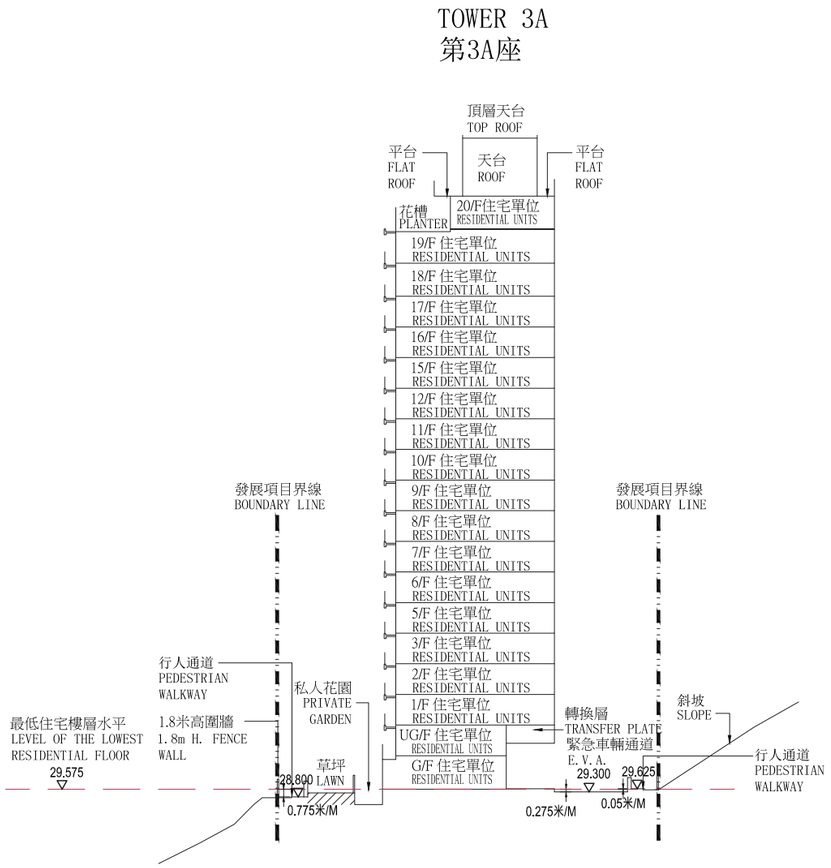

Note: 1. (▽) denotes height (in metres) above the Hong Kong Principal Datum.
2. (---) Dotted line denotes the level of the lowest residential floor.
3. The part of Emergency Vehicular Access (E.V.A.) adjacent to the building is 29.300 meters above Hong Kong Principal Datum (HKPD).
4. The part of Pedestrian Walkway adjacent to the building is 28.800 meters and 29.625 meters above Hong Kong Principal Datum (HKPD).

備註：1. (▽) 代表香港主水平基準以上的高度 (米)。
2. (---) 虛線代表最低住宅樓層水平。
3. 毗連建築物的一段緊急車輛通道為香港主水平基準以上29.300米。
4. 毗連建築物的一段步行道為香港主水平基準以上28.800米及29.625米。

Cross-section Plan S6-S6
橫截面圖 S6-S6

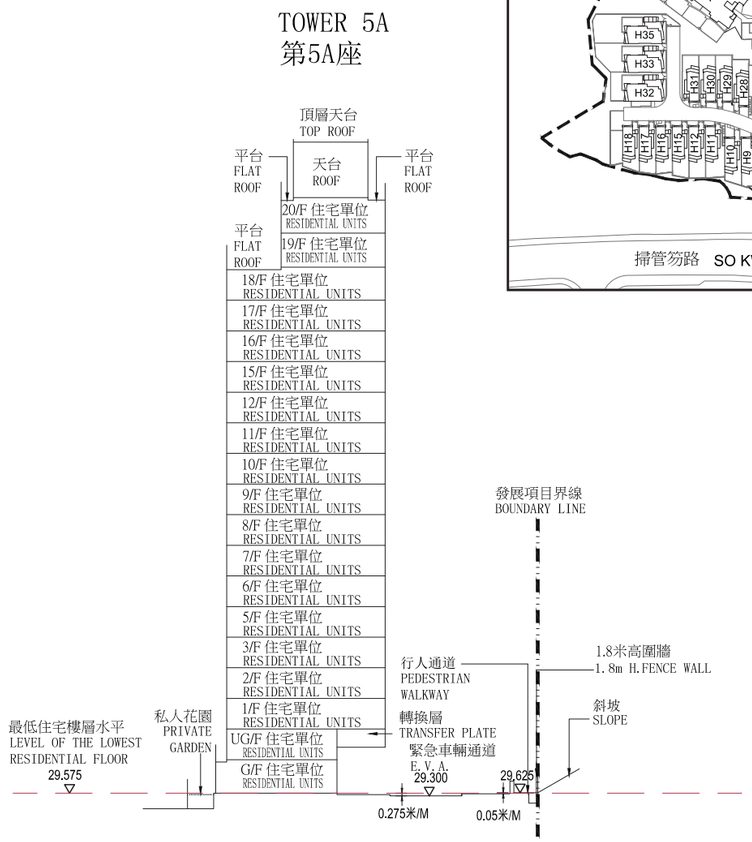

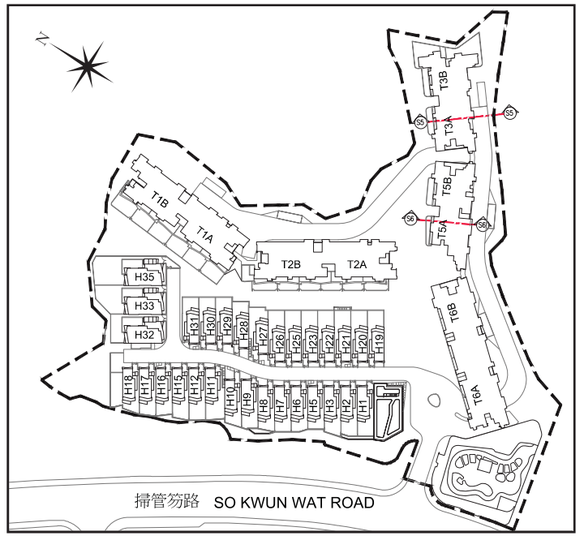

Key Plan 指示圖

Note: 1. (▽) denotes height (in metres) above the Hong Kong Principal Datum.
2. (---) Dotted line denotes the level of the lowest residential floor.
3. The part of Emergency Vehicular Access (E.V.A.) adjacent to the building is 29.300 meters above Hong Kong Principal Datum (HKPD).
4. The part of Pedestrian Walkway adjacent to the building is 29.625 meters above Hong Kong Principal Datum (HKPD).

備註：1. (▽) 代表香港主水平基準以上的高度 (米)。
2. (---) 虛線代表最低住宅樓層水平。
3. 毗連建築物的一段緊急車輛通道為香港主水平基準以上29.300米。
4. 毗連建築物的一段步行道為香港主水平基準以上29.625米。

Cross-section Plan S7-S7
橫截面圖 S7-S7

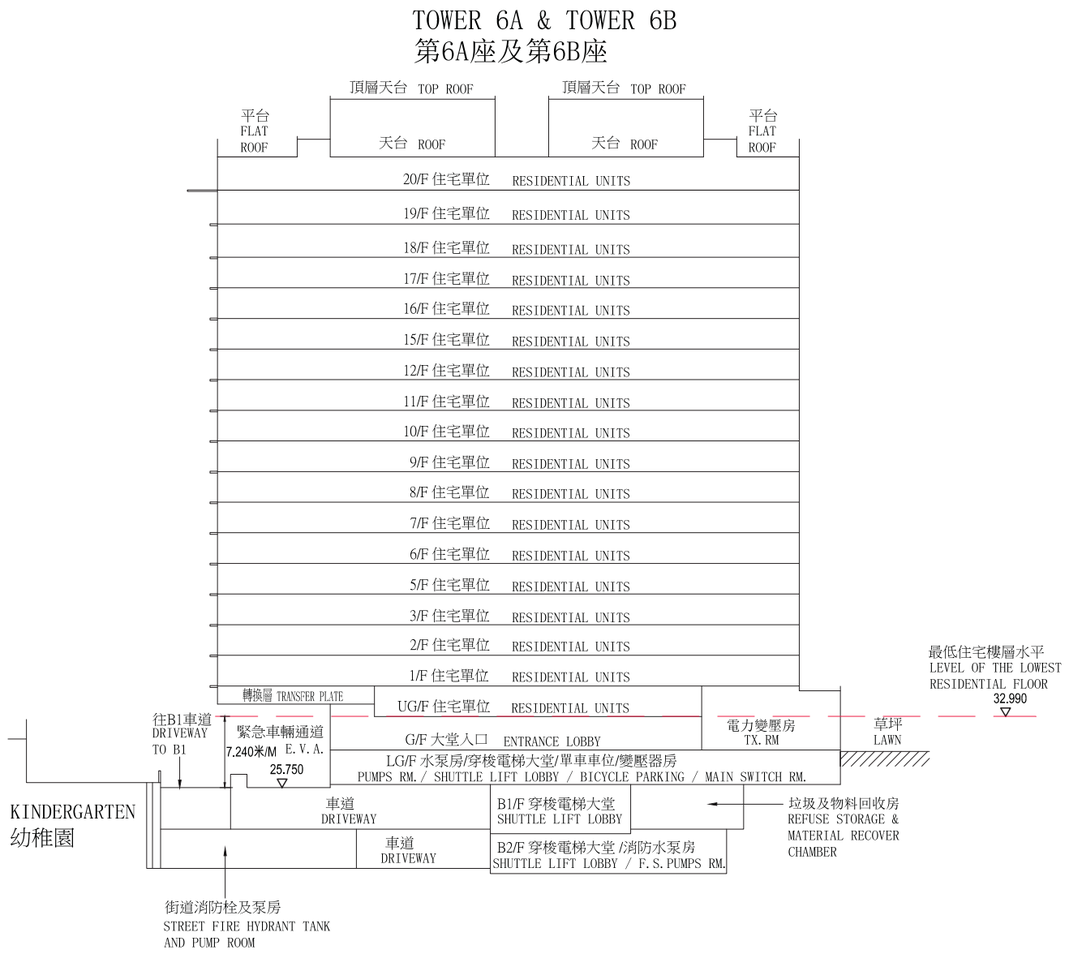

Note: 1. (▽) denotes height (in metres) above the Hong Kong Principal Datum.
2. (---) Dotted line denotes the level of the lowest residential floor.
3. The part of Emergency Vehicular Access (E.V.A.) adjacent to the building is 25.750 meters above Hong Kong Principal Datum (HKPD).

備註：1. (▽) 代表香港主水平基準以上的高度 (米)。
2. (---) 虛線代表最低住宅樓層水平。
3. 毗連建築物的一段緊急車輛通道為香港主水平基準以上 25.750 米。

Cross-section Plan S8-S8
橫截面圖 S8-S8

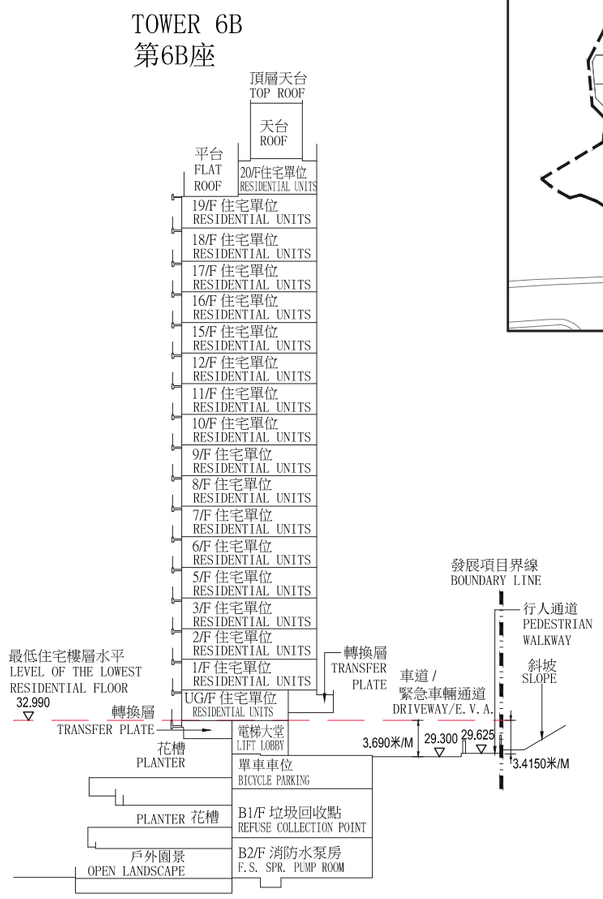

Note: 1. (▽) denotes height (in metres) above the Hong Kong Principal Datum.
2. (---) Dotted line denotes the level of the lowest residential floor.
3. The part of Emergency Vehicular Access (E.V.A.) adjacent to the building is 29.300 meters above Hong Kong Principal Datum (HKPD).
4. The part of Pedestrian Walkway adjacent to the building is 29.625 meters above Hong Kong Principal Datum (HKPD).

備註：1. (▽) 代表香港主水平基準以上的高度 (米)。
2. (---) 虛線代表最低住宅樓層水平。
3. 毗連建築物的一段緊急車輛通道為香港主水平基準以上 29.300 米。
4. 毗連建築物的一段步行道為香港主水平基準以上 29.625 米。

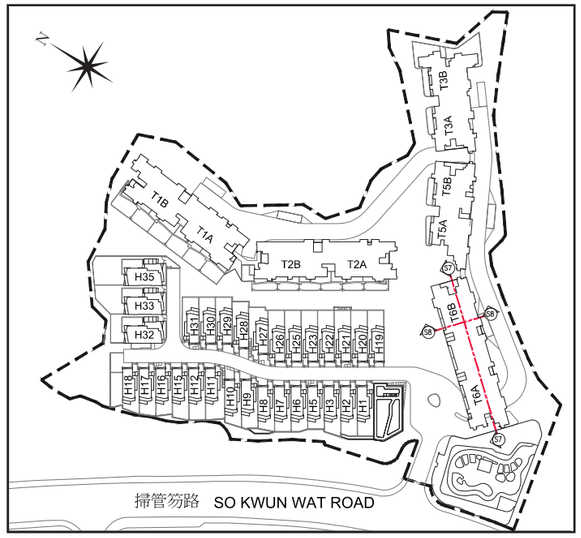

Key Plan 指示圖

19 CROSS-SECTION PLAN OF BUILDING IN THE DEVELOPMENT
發展項目中的建築物的橫截面圖

Cross-section Plan S9-S9
橫截面圖 S9-S9

HOUSE 1
1號洋房

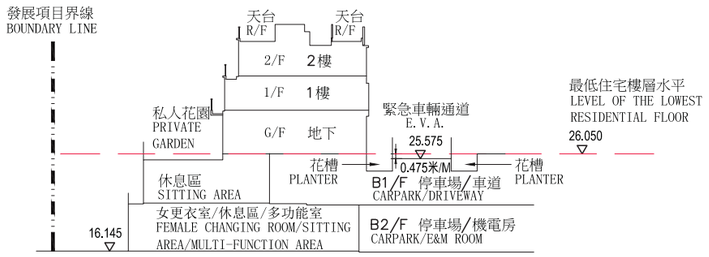

Note: 1. (▽) denotes height (in metres) above the Hong Kong Principal Datum.
2. (---) Dotted line denotes the level of the lowest residential floor.
3. The part of Emergency Vehicular Access (E.V.A.) adjacent to the building is 25.575 meters above Hong Kong Principal Datum (HKPD).

備註：1. (▽) 代表香港主水平基準以上的高度 (米)。
2. (---) 虛線代表最低住宅樓層水平。
3. 毗連建築物的一段緊急車輛通道為香港主水平基準以上 25.575 米。

Cross-section Plan S10-S10
橫截面圖 S10-S10

HOUSE 2
2號洋房

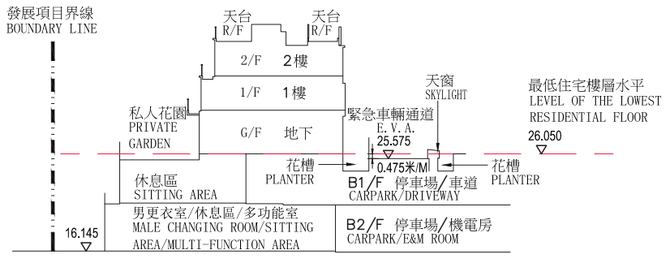

Note: 1. (▽) denotes height (in metres) above the Hong Kong Principal Datum.
2. (---) Dotted line denotes the level of the lowest residential floor.
3. The part of Emergency Vehicular Access (E.V.A.) adjacent to the building is 25.575 meters above Hong Kong Principal Datum (HKPD).

備註：1. (▽) 代表香港主水平基準以上的高度 (米)。
2. (---) 虛線代表最低住宅樓層水平。
3. 毗連建築物的一段緊急車輛通道為香港主水平基準以上 25.575 米。

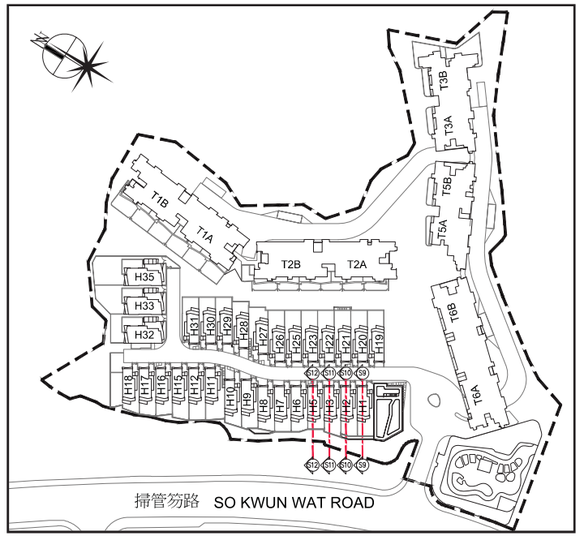

Key Plan 指示圖

Cross-section Plan S11-S11
橫截面圖 S11-S11

HOUSE 3
3號洋房

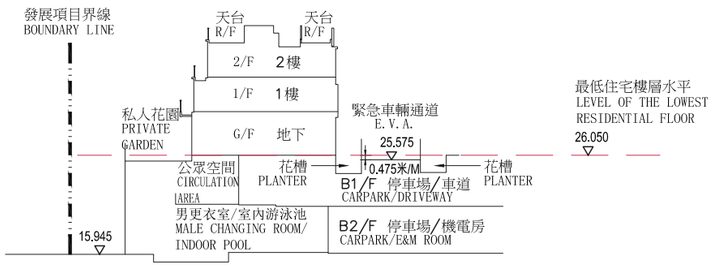

Note: 1. (▽) denotes height (in metres) above the Hong Kong Principal Datum.
2. (---) Dotted line denotes the level of the lowest residential floor.
3. The part of Emergency Vehicular Access (E.V.A.) adjacent to the building is 25.575 meters above Hong Kong Principal Datum (HKPD).

備註：1. (▽) 代表香港主水平基準以上的高度 (米)。
2. (---) 虛線代表最低住宅樓層水平。
3. 毗連建築物的一段緊急車輛通道為香港主水平基準以上 25.575 米。

Cross-section Plan S12-S12
橫截面圖 S12-S12

HOUSE 5
5號洋房

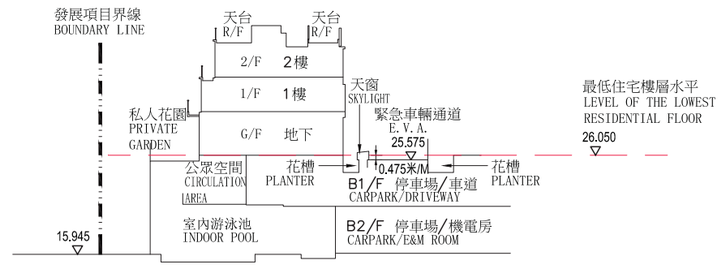

Note: 1. (▽) denotes height (in metres) above the Hong Kong Principal Datum.
2. (---) Dotted line denotes the level of the lowest residential floor.
3. The part of Emergency Vehicular Access (E.V.A.) adjacent to the building is 25.575 meters above Hong Kong Principal Datum (HKPD).

備註：1. (▽) 代表香港主水平基準以上的高度 (米)。
2. (---) 虛線代表最低住宅樓層水平。
3. 毗連建築物的一段緊急車輛通道為香港主水平基準以上 25.575 米。

Cross-section Plan S13-S13
橫截面圖 S13-S13

HOUSE 6
6號洋房

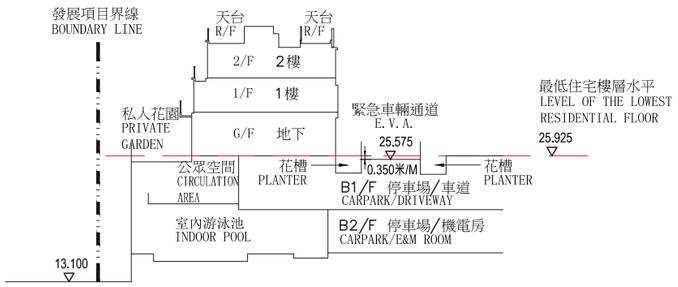

Note: 1. (▽) denotes height (in metres) above the Hong Kong Principal Datum.
2. (---) Dotted line denotes the level of the lowest residential floor.
3. The part of Emergency Vehicular Access (E.V.A.) adjacent to the building is 25.575 meters above Hong Kong Principal Datum (HKPD).

備註：1. (▽) 代表香港主水平基準以上的高度 (米)。
2. (---) 虛線代表最低住宅樓層水平。
3. 毗連建築物的一段緊急車輛通道為香港主水平基準以上 25.575 米。

Cross-section Plan S14-S14
橫截面圖 S14-S14

HOUSE 7
7號洋房

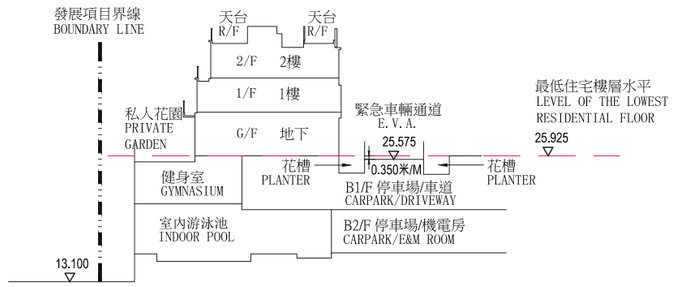

Note: 1. (▽) denotes height (in metres) above the Hong Kong Principal Datum.
2. (---) Dotted line denotes the level of the lowest residential floor.
3. The part of Emergency Vehicular Access (E.V.A.) adjacent to the building is 25.575 meters above Hong Kong Principal Datum (HKPD).

備註：1. (▽) 代表香港主水平基準以上的高度 (米)。
2. (---) 虛線代表最低住宅樓層水平。
3. 毗連建築物的一段緊急車輛通道為香港主水平基準以上 25.575 米。

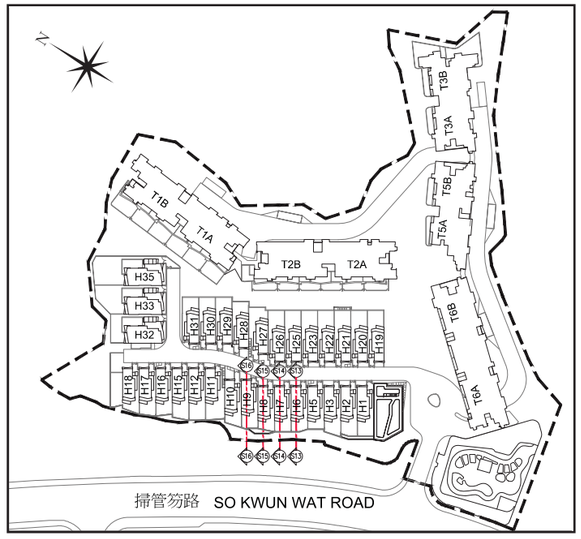

Key Plan 指示圖

Cross-section Plan S15-S15
橫截面圖 S15-S15

HOUSE 8
8號洋房

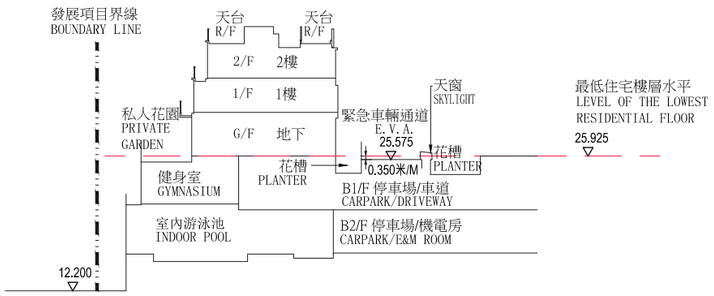

Note: 1. (▽) denotes height (in metres) above the Hong Kong Principal Datum.
2. (---) Dotted line denotes the level of the lowest residential floor.
3. The part of Emergency Vehicular Access (E.V.A.) adjacent to the building is 25.575 meters above Hong Kong Principal Datum (HKPD).

備註：1. (▽) 代表香港主水平基準以上的高度 (米)。
2. (---) 虛線代表最低住宅樓層水平。
3. 毗連建築物的一段緊急車輛通道為香港主水平基準以上 25.575 米。

Cross-section Plan S16-S16
橫截面圖 S16-S16

HOUSE 9
9號洋房

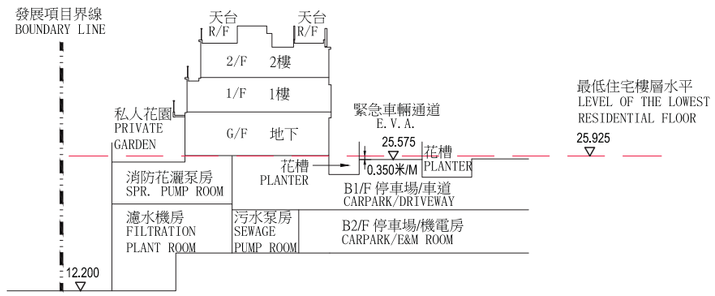

Note: 1. (▽) denotes height (in metres) above the Hong Kong Principal Datum.
2. (---) Dotted line denotes the level of the lowest residential floor.
3. The part of Emergency Vehicular Access (E.V.A.) adjacent to the building is 25.575 meters above Hong Kong Principal Datum (HKPD).

備註：1. (▽) 代表香港主水平基準以上的高度 (米)。
2. (---) 虛線代表最低住宅樓層水平。
3. 毗連建築物的一段緊急車輛通道為香港主水平基準以上 25.575 米。

Cross-section Plan S17-S17
橫截面圖 S17-S17 HOUSE 10 10號洋房

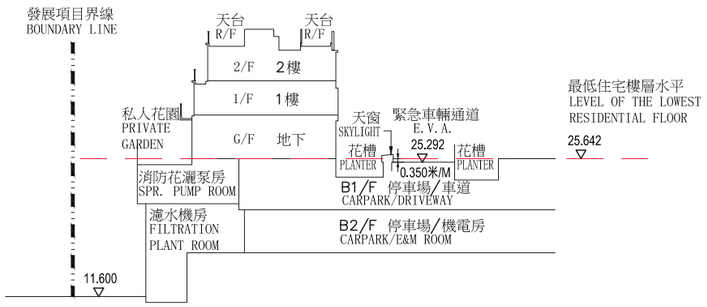

Note: 1. (▽) denotes height (in metres) above the Hong Kong Principal Datum.
2. (- - -) Dotted line denotes the level of the lowest residential floor.
3. The part of Emergency Vehicular Access (E.V.A.) adjacent to the building is 25.292 meters above Hong Kong Principal Datum (HKPD).

備註：1. (▽) 代表香港主水平基準以上的高度 (米)。
2. (- - -) 虛線代表最低住宅樓層水平。
3. 毗連建築物的一段緊急車輛通道為香港主水平基準以上 25.292 米。

Cross-section Plan S18-S18
橫截面圖 S18-S18 HOUSE 11 11號洋房

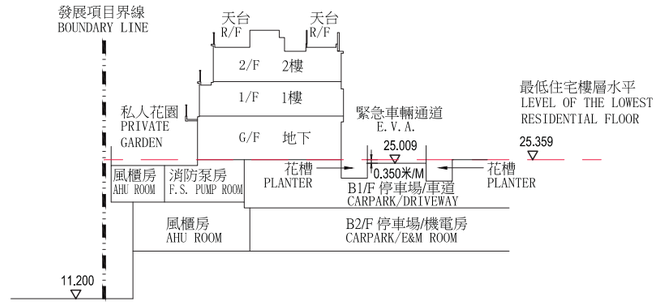

Note: 1. (▽) denotes height (in metres) above the Hong Kong Principal Datum.
2. (- - -) Dotted line denotes the level of the lowest residential floor.
3. The part of Emergency Vehicular Access (E.V.A.) adjacent to the building is 25.009 meters above Hong Kong Principal Datum (HKPD).

備註：1. (▽) 代表香港主水平基準以上的高度 (米)。
2. (- - -) 虛線代表最低住宅樓層水平。
3. 毗連建築物的一段緊急車輛通道為香港主水平基準以上 25.009 米。

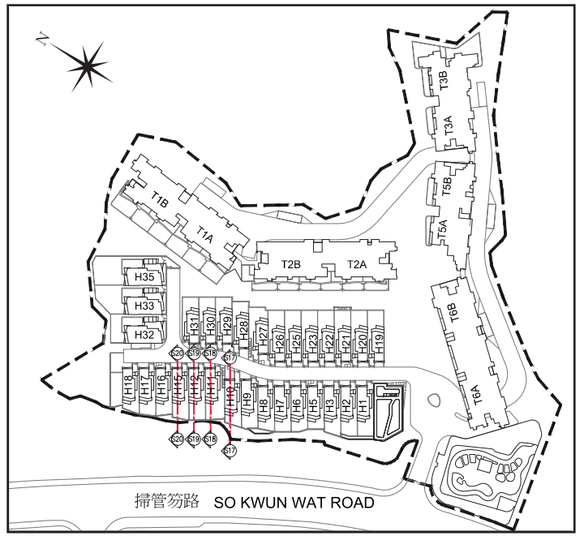

Key Plan 指示圖

Cross-section Plan S19-S19
橫截面圖 S19-S19 HOUSE 12 12號洋房

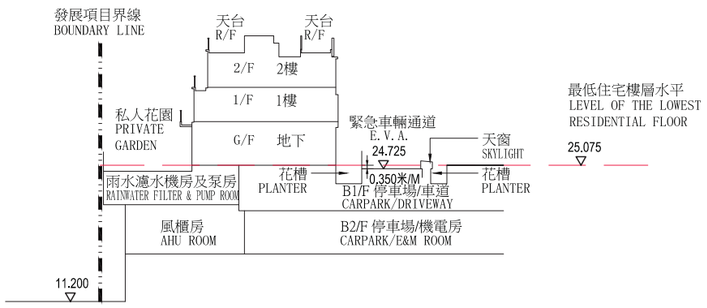

Note: 1. (▽) denotes height (in metres) above the Hong Kong Principal Datum.
2. (- - -) Dotted line denotes the level of the lowest residential floor.
3. The part of Emergency Vehicular Access (E.V.A.) adjacent to the building is 24.725 meters above Hong Kong Principal Datum (HKPD).

備註：1. (▽) 代表香港主水平基準以上的高度 (米)。
2. (- - -) 虛線代表最低住宅樓層水平。
3. 毗連建築物的一段緊急車輛通道為香港主水平基準以上 24.725 米。

Cross-section Plan S20-S20
橫截面圖 S20-S20 HOUSE 15 15號洋房

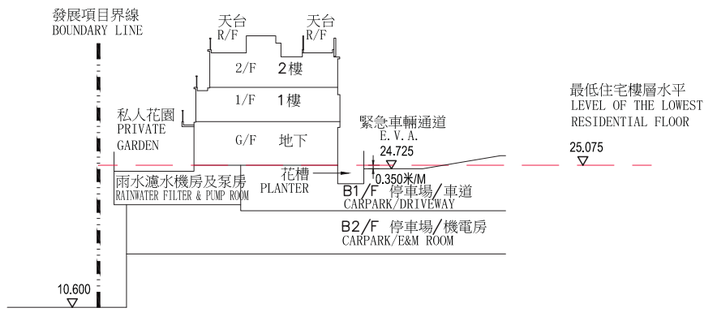

Note: 1. (▽) denotes height (in metres) above the Hong Kong Principal Datum.
2. (- - -) Dotted line denotes the level of the lowest residential floor.
3. The part of Emergency Vehicular Access (E.V.A.) adjacent to the building is 24.725 meters above Hong Kong Principal Datum (HKPD).

備註：1. (▽) 代表香港主水平基準以上的高度 (米)。
2. (- - -) 虛線代表最低住宅樓層水平。
3. 毗連建築物的一段緊急車輛通道為香港主水平基準以上 24.725 米。

19 CROSS-SECTION PLAN OF BUILDING IN THE DEVELOPMENT
發展項目中的建築物的橫截面圖

Cross-section Plan S21-S21
橫截面圖 S21-S21 HOUSE 16 16號洋房

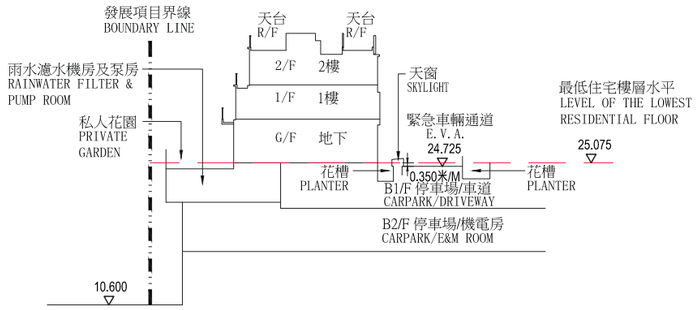

Note: 1. (▽) denotes height (in metres) above the Hong Kong Principal Datum.
2. (---) Dotted line denotes the level of the lowest residential floor.
3. The part of Emergency Vehicular Access (E.V.A.) adjacent to the building is 24.725 meters above Hong Kong Principal Datum (HKPD).

備註：1. (▽) 代表香港主水平基準以上的高度 (米)。
2. (---) 虛線代表最低住宅樓層水平。
3. 毗連建築物的一段緊急車輛通道為香港主水平基準以上 24.725 米。

Cross-section Plan S22-S22
橫截面圖 S22-S22 HOUSE 17 17號洋房

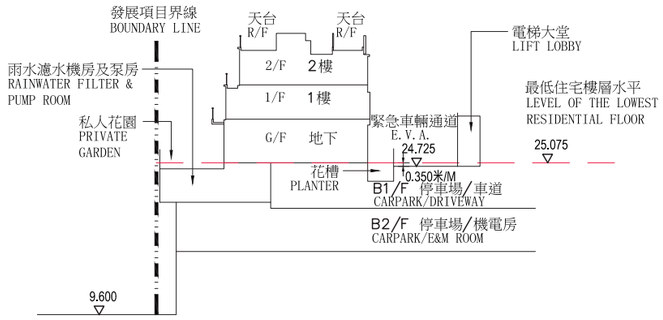

Note: 1. (▽) denotes height (in metres) above the Hong Kong Principal Datum.
2. (---) Dotted line denotes the level of the lowest residential floor.
3. The part of Emergency Vehicular Access (E.V.A.) adjacent to the building is 24.725 meters above Hong Kong Principal Datum (HKPD).

備註：1. (▽) 代表香港主水平基準以上的高度 (米)。
2. (---) 虛線代表最低住宅樓層水平。
3. 毗連建築物的一段緊急車輛通道為香港主水平基準以上 24.725 米。

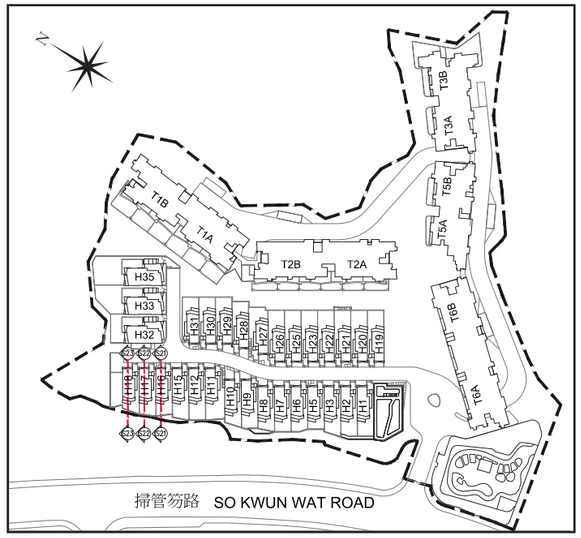

Key Plan for cross-section S21, S22 and S23
S21、S22 及 S23 橫截面圖的指示圖

Cross-section Plan S23-S23
橫截面圖 S23-S23 HOUSE 18 18號洋房

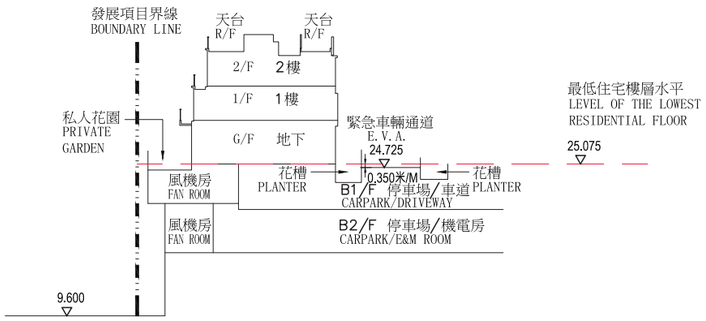

Note: 1. (▽) denotes height (in metres) above the Hong Kong Principal Datum.
2. (---) Dotted line denotes the level of the lowest residential floor.
3. The part of Emergency Vehicular Access (E.V.A.) adjacent to the building is 24.725 meters above Hong Kong Principal Datum (HKPD).

備註：1. (▽) 代表香港主水平基準以上的高度 (米)。
2. (---) 虛線代表最低住宅樓層水平。
3. 毗連建築物的一段緊急車輛通道為香港主水平基準以上 24.725 米。

Cross-section Plan S24-S24
橫截面圖 S24-S24 HOUSE 31 31號洋房

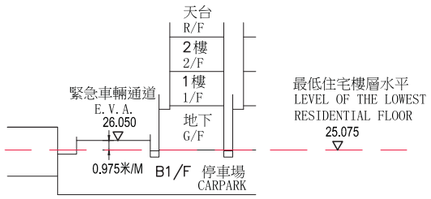

Note: 1. (▽) denotes height (in metres) above the Hong Kong Principal Datum.
2. (---) Dotted line denotes the level of the lowest residential floor.
3. The part of Emergency Vehicular Access (E.V.A.) adjacent to the building is 26.050 meters above Hong Kong Principal Datum (HKPD).

備註：1. (▽) 代表香港主水平基準以上的高度 (米)。
2. (---) 虛線代表最低住宅樓層水平。
3. 毗連建築物的一段緊急車輛通道為香港主水平基準以上 26.050 米。

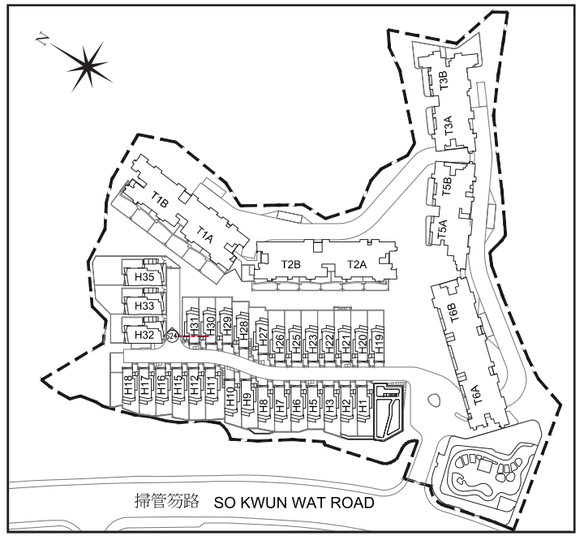

Key Plan for cross-section S24
S24 橫截面圖的指示圖

19 CROSS-SECTION PLAN OF BUILDING IN THE DEVELOPMENT
發展項目中的建築物的橫截面圖

Cross-section Plan S25-S25
橫截面圖 S25-S25

HOUSE 19
19號洋房

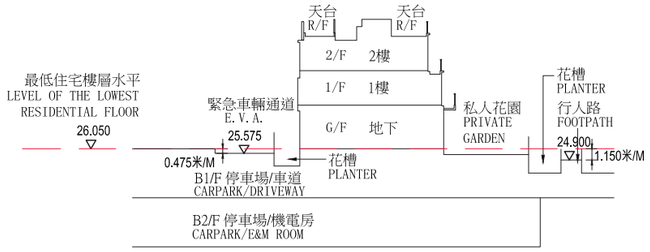

Note: 1. (▽) denotes height (in metres) above the Hong Kong Principal Datum.
2. (- - -) Dotted line denotes the level of the lowest residential floor.
3. The part of Emergency Vehicular Access (E.V.A.) adjacent to the building is 25.575 meters above Hong Kong Principal Datum (HKPD).
4. The part of Footpath adjacent to the building is 24.900 meters above Hong Kong Principal Datum (HKPD).

備註：1. (▽) 代表香港主水平基準以上的高度 (米)。
2. (- - -) 虛線代表最低住宅樓層水平。
3. 毗連建築物的一段緊急車輛通道為香港主水平基準以上 25.575 米。
4. 毗連建築物的一段行人路為香港主水平基準以上 24.900 米。

Cross-section Plan S26-S26
橫截面圖 S26-S26

HOUSE 20
20號洋房

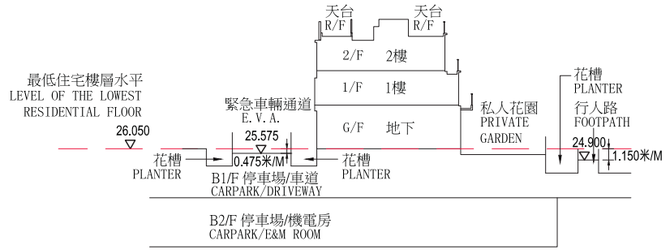

Note: 1. (▽) denotes height (in metres) above the Hong Kong Principal Datum.
2. (- - -) Dotted line denotes the level of the lowest residential floor.
3. The part of Emergency Vehicular Access (E.V.A.) adjacent to the building is 25.575 meters above Hong Kong Principal Datum (HKPD).
4. The part of Footpath adjacent to the building is 24.900 meters above Hong Kong Principal Datum (HKPD).

備註：1. (▽) 代表香港主水平基準以上的高度 (米)。
2. (- - -) 虛線代表最低住宅樓層水平。
3. 毗連建築物的一段緊急車輛通道為香港主水平基準以上 25.575 米。
4. 毗連建築物的一段行人路為香港主水平基準以上 24.900 米。

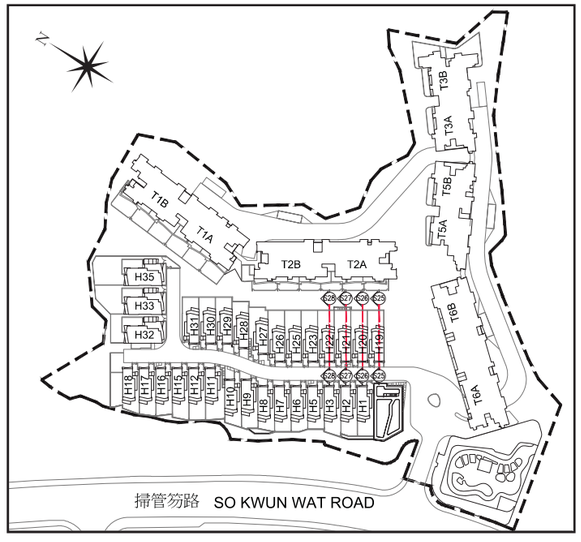

Key Plan 指示圖

Cross-section Plan S27-S27
橫截面圖 S27-S27

HOUSE 21
21號洋房

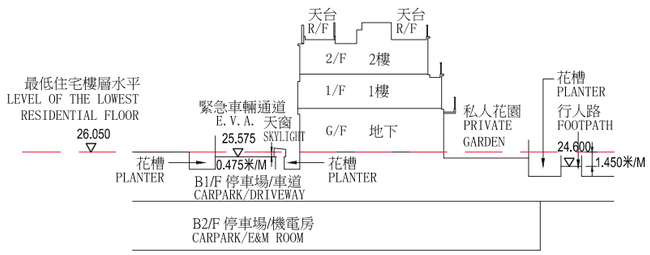

Note: 1. (▽) denotes height (in metres) above the Hong Kong Principal Datum.
2. (- - -) Dotted line denotes the level of the lowest residential floor.
3. The part of Emergency Vehicular Access (E.V.A.) adjacent to the building is 25.575 meters above Hong Kong Principal Datum (HKPD).
4. The part of Footpath adjacent to the building is 24.600 meters above Hong Kong Principal Datum (HKPD).

備註：1. (▽) 代表香港主水平基準以上的高度 (米)。
2. (- - -) 虛線代表最低住宅樓層水平。
3. 毗連建築物的一段緊急車輛通道為香港主水平基準以上 25.575 米。
4. 毗連建築物的一段行人路為香港主水平基準以上 24.600 米。

Cross-section Plan S28-S28
橫截面圖 S28-S28

HOUSE 22
22號洋房

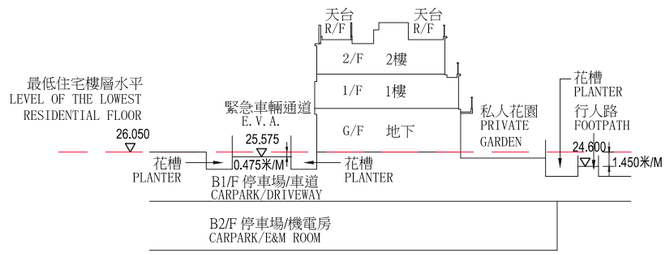

Note: 1. (▽) denotes height (in metres) above the Hong Kong Principal Datum.
2. (- - -) Dotted line denotes the level of the lowest residential floor.
3. The part of Emergency Vehicular Access (E.V.A.) adjacent to the building is 25.575 meters above Hong Kong Principal Datum (HKPD).
4. The part of Footpath adjacent to the building is 24.600 meters above Hong Kong Principal Datum (HKPD).

備註：1. (▽) 代表香港主水平基準以上的高度 (米)。
2. (- - -) 虛線代表最低住宅樓層水平。
3. 毗連建築物的一段緊急車輛通道為香港主水平基準以上 25.575 米。
4. 毗連建築物的一段行人路為香港主水平基準以上 24.600 米。

19 CROSS-SECTION PLAN OF BUILDING IN THE DEVELOPMENT
發展項目中的建築物的橫截面圖

Cross-section Plan S29-S29
橫截面圖 S29-S29

HOUSE 23
23號洋房

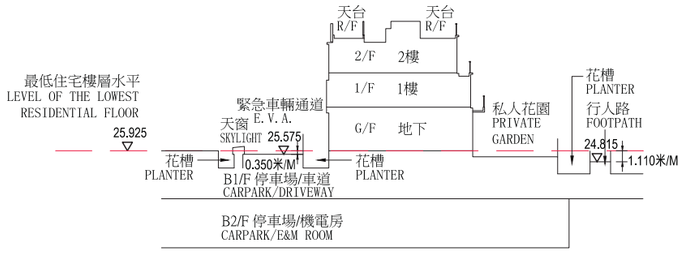

Note: 1. (▽) denotes height (in metres) above the Hong Kong Principal Datum.
2. (- - -) Dotted line denotes the level of the lowest residential floor.
3. The part of Emergency Vehicular Access (E.V.A.) adjacent to the building is 25.575 meters above Hong Kong Principal Datum (HKPD).
4. The part of Footpath adjacent to the building is 24.815 meters above Hong Kong Principal Datum (HKPD).

備註：1. (▽) 代表香港主水平基準以上的高度 (米)。
2. (- - -) 虛線代表最低住宅樓層水平。
3. 毗連建築物的一段緊急車輛通道為香港主水平基準以上25.575米。
4. 毗連建築物的一段行人路為香港主水平基準以上24.815米。

Cross-section Plan S30-S30
橫截面圖 S30-S30

HOUSE 25
25號洋房

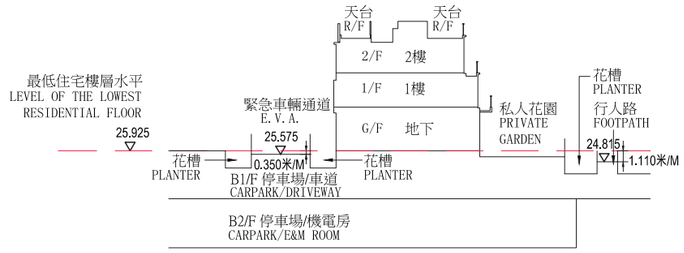

Note: 1. (▽) denotes height (in metres) above the Hong Kong Principal Datum.
2. (- - -) Dotted line denotes the level of the lowest residential floor.
3. The part of Emergency Vehicular Access (E.V.A.) adjacent to the building is 25.575 meters above Hong Kong Principal Datum (HKPD).
4. The part of Footpath adjacent to the building is 24.815 meters above Hong Kong Principal Datum (HKPD).

備註：1. (▽) 代表香港主水平基準以上的高度 (米)。
2. (- - -) 虛線代表最低住宅樓層水平。
3. 毗連建築物的一段緊急車輛通道為香港主水平基準以上25.575米。
4. 毗連建築物的一段行人路為香港主水平基準以上24.815米。

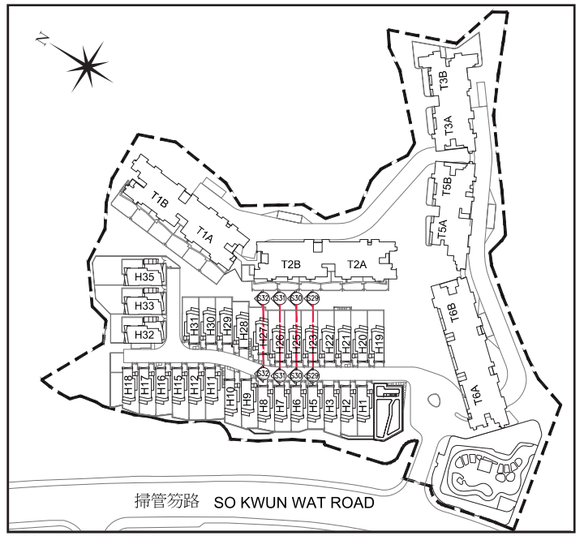

Key Plan 指示圖

Cross-section Plan S31-S31
橫截面圖 S31-S31

HOUSE 26
26號洋房

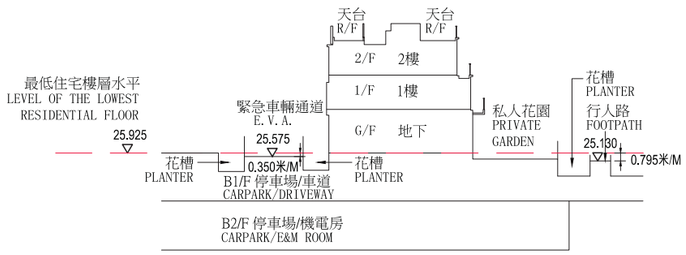

Note: 1. (▽) denotes height (in metres) above the Hong Kong Principal Datum.
2. (- - -) Dotted line denotes the level of the lowest residential floor.
3. The part of Emergency Vehicular Access (E.V.A.) adjacent to the building is 25.575 meters above Hong Kong Principal Datum (HKPD).
4. The part of Footpath adjacent to the building is 25.130 meters above Hong Kong Principal Datum (HKPD).

備註：1. (▽) 代表香港主水平基準以上的高度 (米)。
2. (- - -) 虛線代表最低住宅樓層水平。
3. 毗連建築物的一段緊急車輛通道為香港主水平基準以上25.575米。
4. 毗連建築物的一段行人路為香港主水平基準以上25.130米。

Cross-section Plan S32-S32
橫截面圖 S32-S32

HOUSE 27
27號洋房

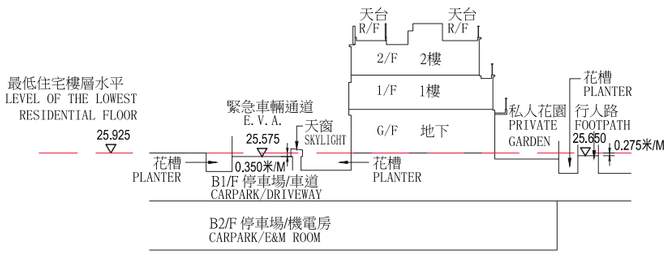

Note: 1. (▽) denotes height (in metres) above the Hong Kong Principal Datum.
2. (- - -) Dotted line denotes the level of the lowest residential floor.
3. The part of Emergency Vehicular Access (E.V.A.) adjacent to the building is 25.575 meters above Hong Kong Principal Datum (HKPD).
4. The part of Footpath adjacent to the building is 25.650 meters above Hong Kong Principal Datum (HKPD).

備註：1. (▽) 代表香港主水平基準以上的高度 (米)。
2. (- - -) 虛線代表最低住宅樓層水平。
3. 毗連建築物的一段緊急車輛通道為香港主水平基準以上25.575米。
4. 毗連建築物的一段行人路為香港主水平基準以上25.650米。

19 CROSS-SECTION PLAN OF BUILDING IN THE DEVELOPMENT
發展項目中的建築物的橫截面圖

Cross-section Plan S33-S33
橫截面圖 S33-S33

HOUSE 28
28號洋房

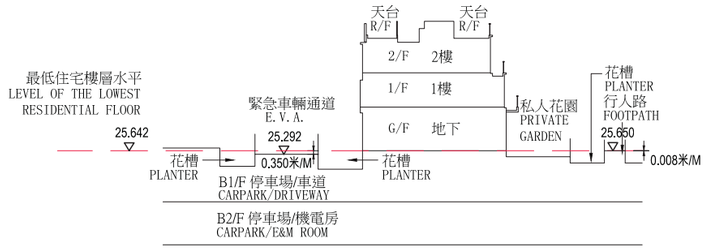

Note: 1. (▽) denotes height (in metres) above the Hong Kong Principal Datum.
2. (---) Dotted line denotes the level of the lowest residential floor.
3. The part of Emergency Vehicular Access (E.V.A.) adjacent to the building is 25.292 meters above Hong Kong Principal Datum (HKPD).
4. The part of Footpath adjacent to the building is 25.650 meters above Hong Kong Principal Datum (HKPD).

備註：1. (▽) 代表香港主水平基準以上的高度 (米)。
2. (---) 虛線代表最低住宅樓層水平。
3. 毗連建築物的一段緊急車輛通道為香港主水平基準以上25.292米。
4. 毗連建築物的一段行人路為香港主水平基準以上25.650米。

Cross-section Plan S34-S34
橫截面圖 S34-S34

HOUSE 29
29號洋房

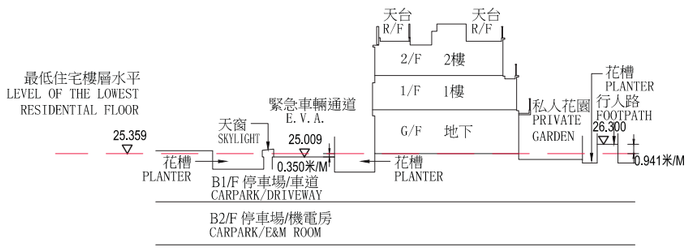

Note: 1. (▽) denotes height (in metres) above the Hong Kong Principal Datum.
2. (---) Dotted line denotes the level of the lowest residential floor.
3. The part of Emergency Vehicular Access (E.V.A.) adjacent to the building is 25.009 meters above Hong Kong Principal Datum (HKPD).
4. The part of Footpath adjacent to the building is 26.300 meters above Hong Kong Principal Datum (HKPD).

備註：1. (▽) 代表香港主水平基準以上的高度 (米)。
2. (---) 虛線代表最低住宅樓層水平。
3. 毗連建築物的一段緊急車輛通道為香港主水平基準以上25.009米。
4. 毗連建築物的一段行人路為香港主水平基準以上26.300米。

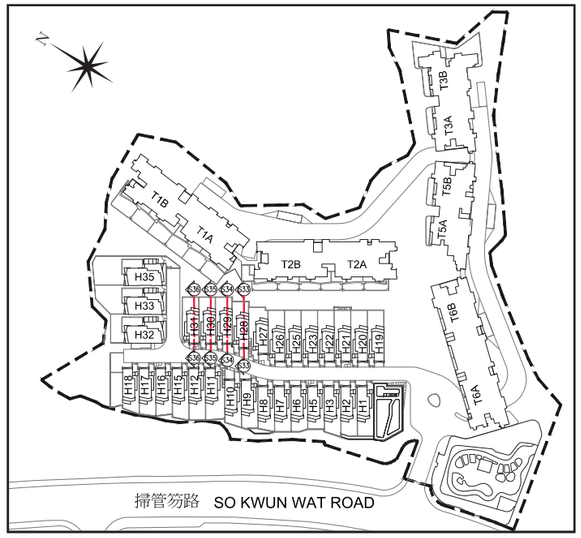

Key Plan 指示圖

Cross-section Plan S35-S35
橫截面圖 S35-S35

HOUSE 30
30號洋房

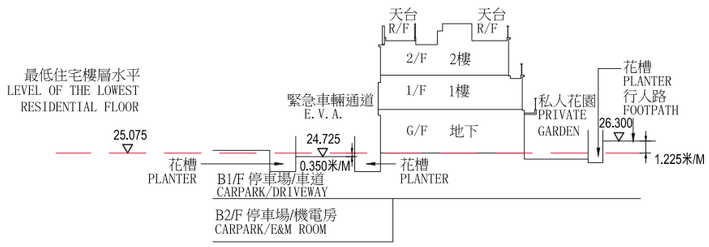

Note: 1. (▽) denotes height (in metres) above the Hong Kong Principal Datum.
2. (---) Dotted line denotes the level of the lowest residential floor.
3. The part of Emergency Vehicular Access (E.V.A.) adjacent to the building is 24.725 meters above Hong Kong Principal Datum (HKPD).
4. The part of Footpath adjacent to the building is 26.300 meters above Hong Kong Principal Datum (HKPD).

備註：1. (▽) 代表香港主水平基準以上的高度 (米)。
2. (---) 虛線代表最低住宅樓層水平。
3. 毗連建築物的一段緊急車輛通道為香港主水平基準以上24.725米。
4. 毗連建築物的一段行人路為香港主水平基準以上26.300米。

Cross-section Plan S36-S36
橫截面圖 S36-S36

HOUSE 31
31號洋房

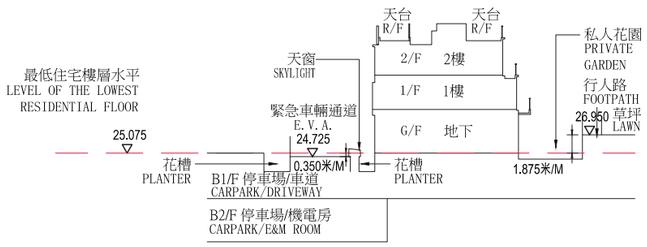

Note: 1. (▽) denotes height (in metres) above the Hong Kong Principal Datum.
2. (---) Dotted line denotes the level of the lowest residential floor.
3. The part of Emergency Vehicular Access (E.V.A.) adjacent to the building is 24.725 meters above Hong Kong Principal Datum (HKPD).
4. The part of Footpath adjacent to the building is 26.950 meters above Hong Kong Principal Datum (HKPD).

備註：1. (▽) 代表香港主水平基準以上的高度 (米)。
2. (---) 虛線代表最低住宅樓層水平。
3. 毗連建築物的一段緊急車輛通道為香港主水平基準以上24.725米。
4. 毗連建築物的一段行人路為香港主水平基準以上26.950米。

19 CROSS-SECTION PLAN OF BUILDING IN THE DEVELOPMENT
發展項目中的建築物的橫截面圖

Cross-section Plan S37-S37
橫截面圖 S37-S37

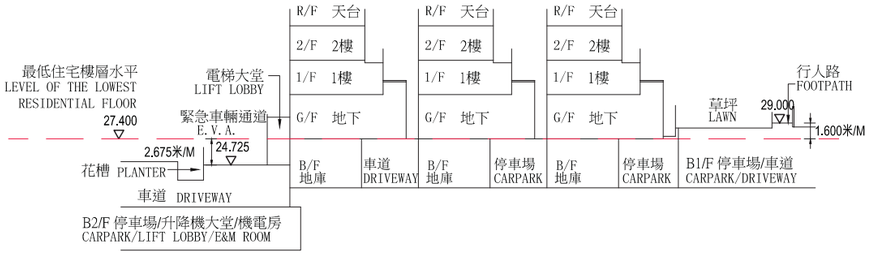

Note: 1. (▽) denotes height (in metres) above the Hong Kong Principal Datum.
2. (- - -) Dotted line denotes the level of the lowest residential floor.
3. The part of Emergency Vehicular Access (E.V.A.) adjacent to the building is 24.725 meters above Hong Kong Principal Datum (HKPD).
4. The part of Footpath adjacent to the building is 29.000 meters above Hong Kong Principal Datum (HKPD).

備註：1. (▽) 代表香港主水平基準以上的高度 (米)。
2. (- - -) 虛線代表最低住宅樓層水平。
3. 毗連建築物的一段緊急車輛通道為香港主水平基準以上24.725米。
4. 毗連建築物的一段行人路為香港主水平基準以上29.000米。

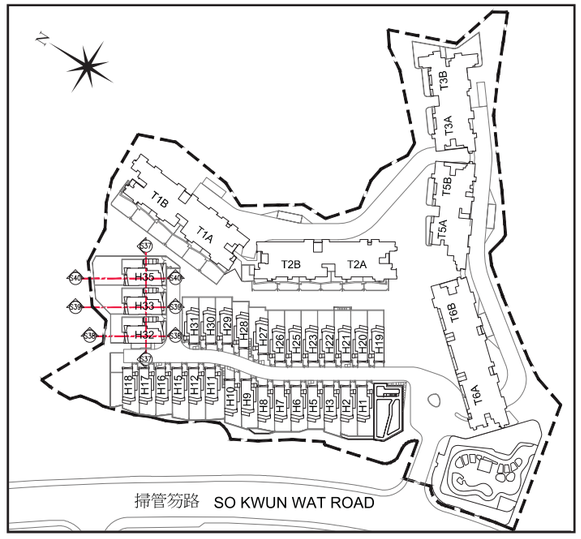

Key Plan 指示圖

Cross-section Plan S38-S38
橫截面圖 S38-S38

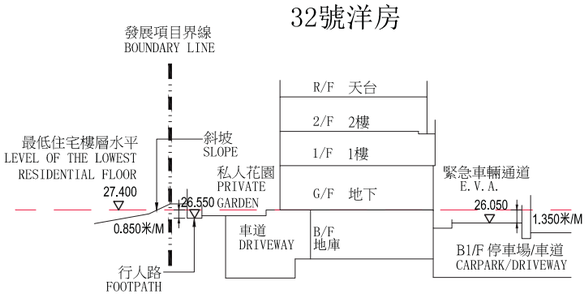

Note: 1. (▽) denotes height (in metres) above the Hong Kong Principal Datum.
2. (- - -) Dotted line denotes the level of the lowest residential floor.
3. The part of Emergency Vehicular Access (E.V.A.) adjacent to the building is 26.050 meters above Hong Kong Principal Datum (HKPD).
4. The part of Footpath adjacent to the building is 26.550 meters above Hong Kong Principal Datum (HKPD).

備註：1. (▽) 代表香港主水平基準以上的高度 (米)。
2. (- - -) 虛線代表最低住宅樓層水平。
3. 毗連建築物的一段緊急車輛通道為香港主水平基準以上26.050米。
4. 毗連建築物的一段行人路為香港主水平基準以上26.550米。

Cross-section Plan S39-S39
橫截面圖 S39-S39

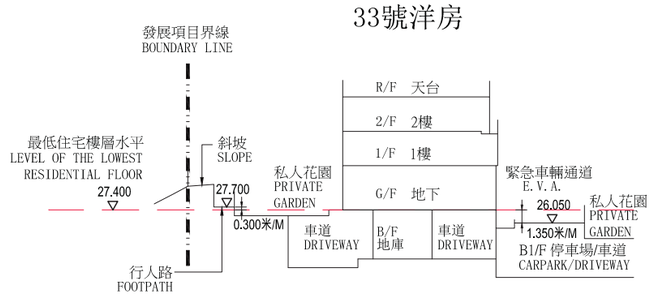

Note: 1. (▽) denotes height (in metres) above the Hong Kong Principal Datum.
2. (- - -) Dotted line denotes the level of the lowest residential floor.
3. The part of Emergency Vehicular Access (E.V.A.) adjacent to the building is 26.050 meters above Hong Kong Principal Datum (HKPD).
4. The part of Footpath adjacent to the building is 27.700 meters above Hong Kong Principal Datum (HKPD).

備註：1. (▽) 代表香港主水平基準以上的高度 (米)。
2. (- - -) 虛線代表最低住宅樓層水平。
3. 毗連建築物的一段緊急車輛通道為香港主水平基準以上26.050米。
4. 毗連建築物的一段行人路為香港主水平基準以上27.700米。

Cross-section Plan S40-S40
橫截面圖 S40-S40

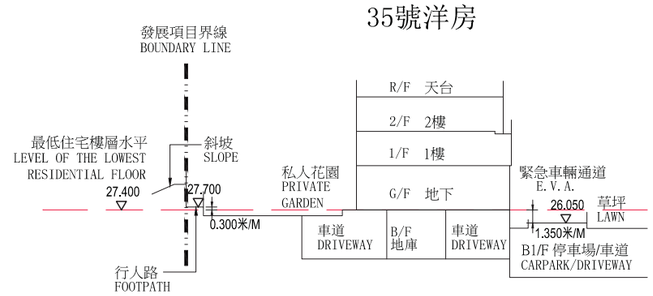

Note: 1. (▽) denotes height (in metres) above the Hong Kong Principal Datum.
2. (- - -) Dotted line denotes the level of the lowest residential floor.
3. The part of Emergency Vehicular Access (E.V.A.) adjacent to the building is 26.050 meters above Hong Kong Principal Datum (HKPD).
4. The part of Footpath adjacent to the building is 27.700 meters above Hong Kong Principal Datum (HKPD).

備註：1. (▽) 代表香港主水平基準以上的高度 (米)。
2. (- - -) 虛線代表最低住宅樓層水平。
3. 毗連建築物的一段緊急車輛通道為香港主水平基準以上26.050米。
4. 毗連建築物的一段行人路為香港主水平基準以上27.700米。

Tower 1A & 1B
第1A座及第1B座



Elevation A1
立面圖 A1

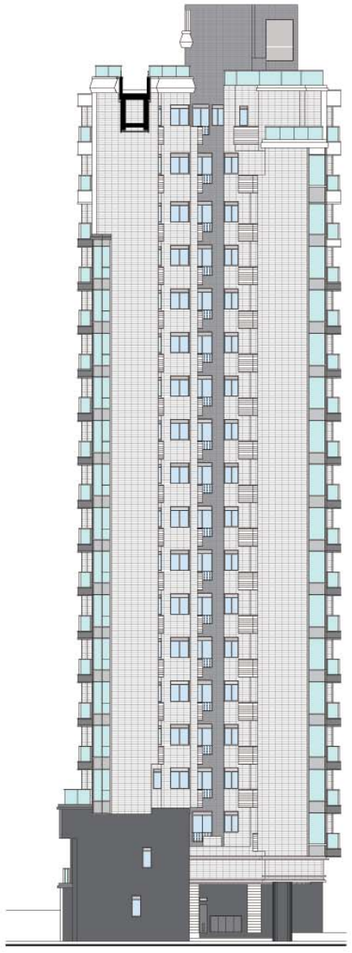

Elevation A2
立面圖 A2

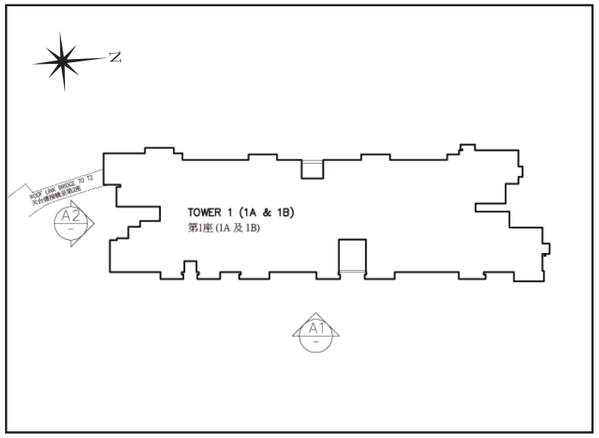

Block Plan 座向圖

Authorized Person for the Development certified that the elevations shown on these plan:
1. are prepared on the basis of the approved building plans for the Development as of 27 June 2019; and
2. are in general accordance with the outward appearance of the Development.

發展項目的認可人士已證明本圖所顯示的立面：
1. 以2019年6月27日的情況為準的發展項目經批准的建築圖則為基礎擬備；及
2. 大致上與該發展項目的外觀一致。

Tower 1A & 1B
第1A座及第1B座

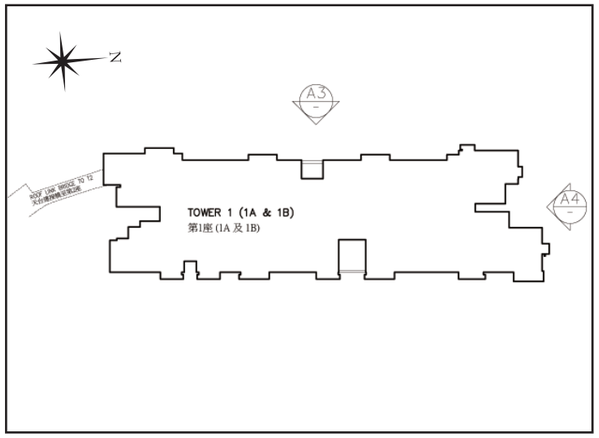

Block Plan 座向圖

Elevation A3
立面圖 A3

Elevation A4
立面圖 A4

Authorized Person for the Development certified that the elevations shown on these plan:
1. are prepared on the basis of the approved building plans for the Development as of 27 June 2019; and
2. are in general accordance with the outward appearance of the Development.

發展項目的認可人士已證明本圖所顯示的立面：
1. 以2019年6月27日的情況為準的發展項目經批准的建築圖則為基礎擬備；及
2. 大致上與該發展項目的外觀一致。

Tower 2A & 2B
第2A座及第2B座

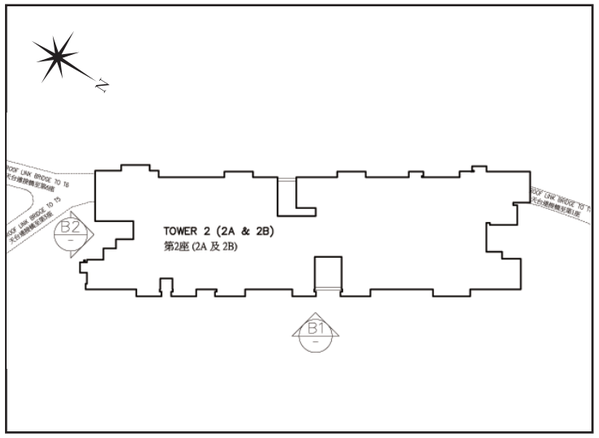

Block Plan 座向圖

Elevation B1
立面圖B1

Elevation B2
立面圖B2

Authorized Person for the Development certified that the elevations shown on these plan:
1. are prepared on the basis of the approved building plans for the Development as of 27 June 2019; and
2. are in general accordance with the outward appearance of the Development.

發展項目的認可人士已證明本圖所顯示的立面：
1. 以2019年6月27日的情況為準的發展項目經批准的建築圖則為基礎擬備；及
2. 大致上與該發展項目的外觀一致。

Tower 2A & 2B
第2A座及第2B座

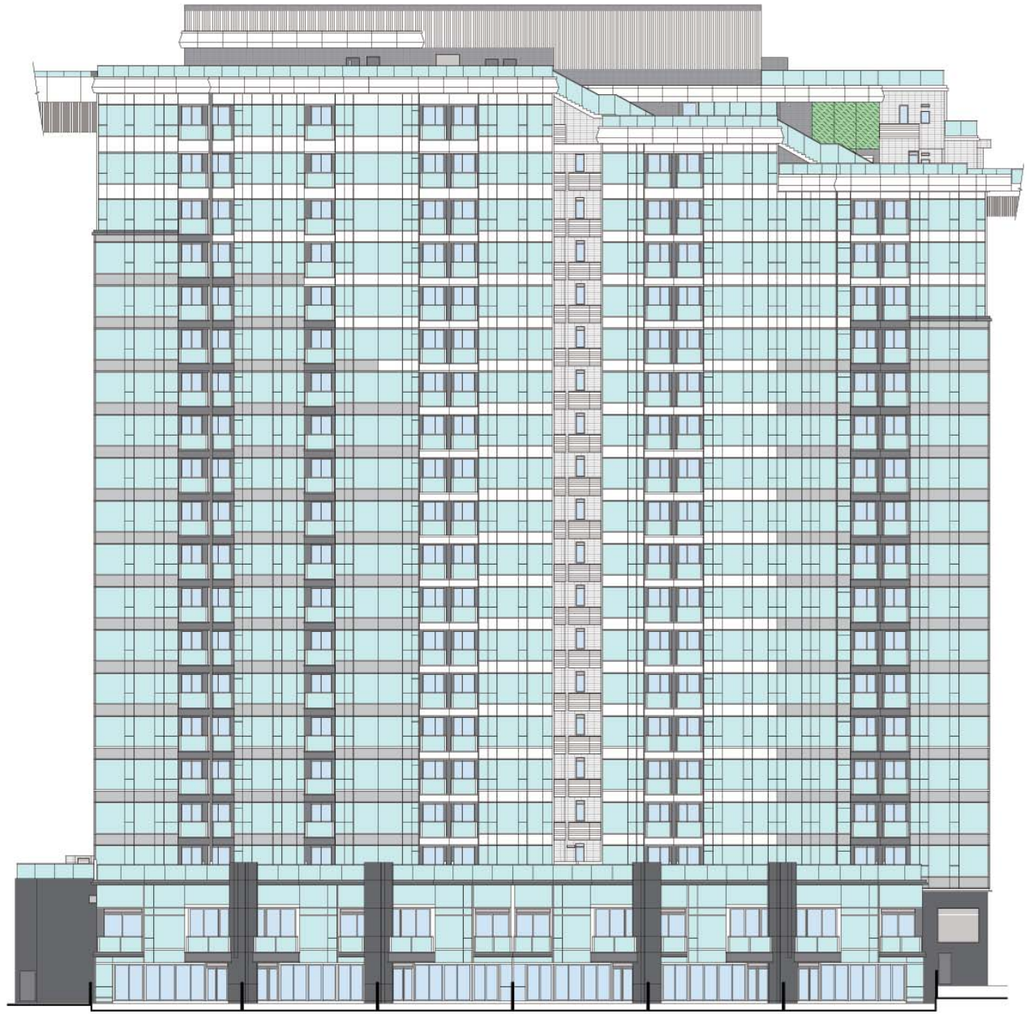

Elevation B3
立面圖B3

Elevation B4
立面圖B4

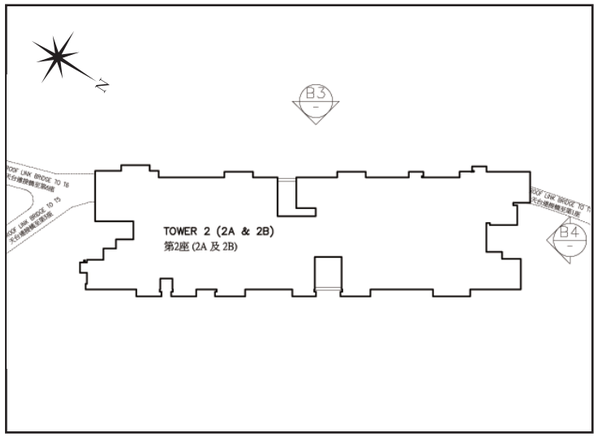

Block Plan 座向圖

Authorized Person for the Development certified that the elevations shown on these plan:
1. are prepared on the basis of the approved building plans for the Development as of 27 June 2019; and
2. are in general accordance with the outward appearance of the Development.

發展項目的認可人士已證明本圖所顯示的立面：
1. 以2019年6月27日的情況為準的發展項目經批准的建築圖則為基礎擬備；及
2. 大致上與該發展項目的外觀一致。

Tower 3A & 3B
第3A座及第3B座

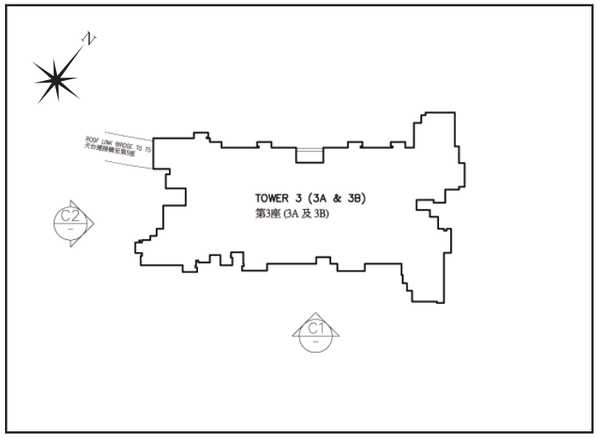

Block Plan 座向圖

Elevation C1
立面圖 C1

Elevation C2
立面圖 C2

Authorized Person for the Development certified that the elevations shown on these plan:
1. are prepared on the basis of the approved building plans for the Development as of 27 June 2019; and
2. are in general accordance with the outward appearance of the Development.

發展項目的認可人士已證明本圖所顯示的立面：
1. 以2019年6月27日的情況為準的發展項目經批准的建築圖則為基礎擬備；及
2. 大致上與該發展項目的外觀一致。

Tower 3A & 3B
第3A座及第3B座

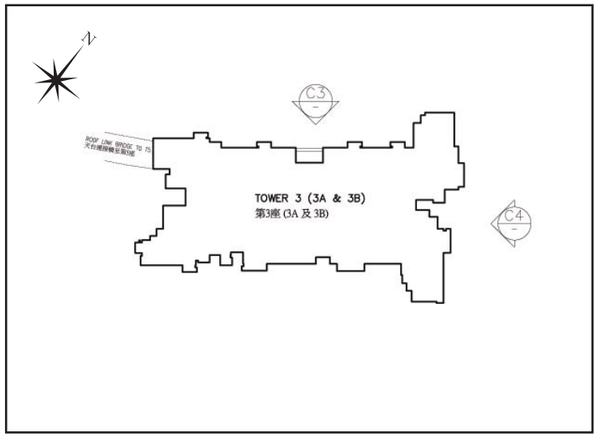

Block Plan 座向圖

Elevation C3
立面圖 C3

Elevation C4
立面圖 C4

Authorized Person for the Development certified that the elevations shown on these plan:
1. are prepared on the basis of the approved building plans for the Development as of 27 June 2019; and
2. are in general accordance with the outward appearance of the Development.

發展項目的認可人士已證明本圖所顯示的立面：
1. 以2019年6月27日的情況為準的發展項目經批准的建築圖則為基礎擬備；及
2. 大致上與該發展項目的外觀一致。

Tower 5A & 5B
第5A座及第5B座

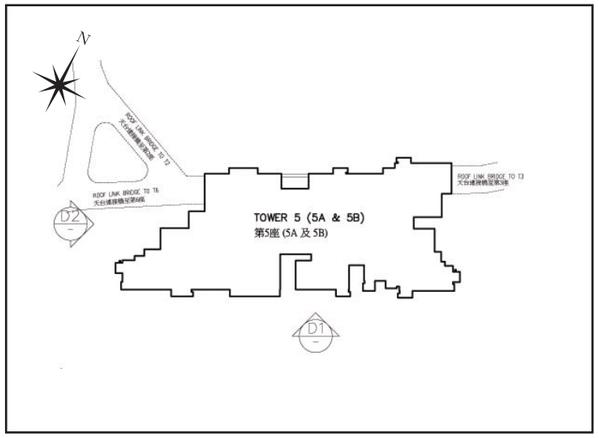

Block Plan 座向圖

Elevation D1
立面圖 D1

Elevation D2
立面圖 D2

Authorized Person for the Development certified that the elevations shown on these plan:
1. are prepared on the basis of the approved building plans for the Development as of 27 June 2019; and
2. are in general accordance with the outward appearance of the Development.

發展項目的認可人士已證明本圖所顯示的立面：
1. 以2019年6月27日的情況為準的發展項目經批准的建築圖則為基礎擬備；及
2. 大致上與該發展項目的外觀一致。

20 ELEVATION PLAN
立面圖

Tower 5A & 5B
第5A座及第5B座

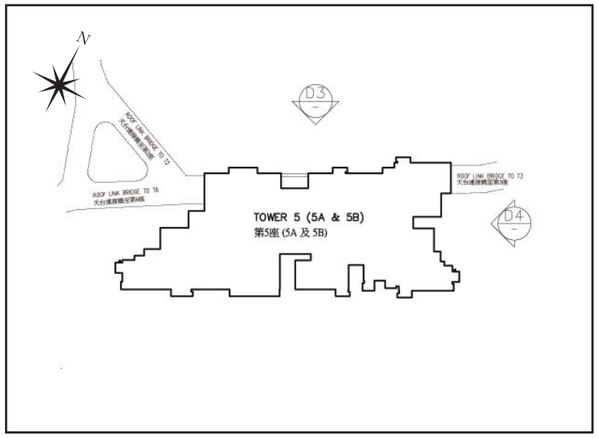

Block Plan 座向圖

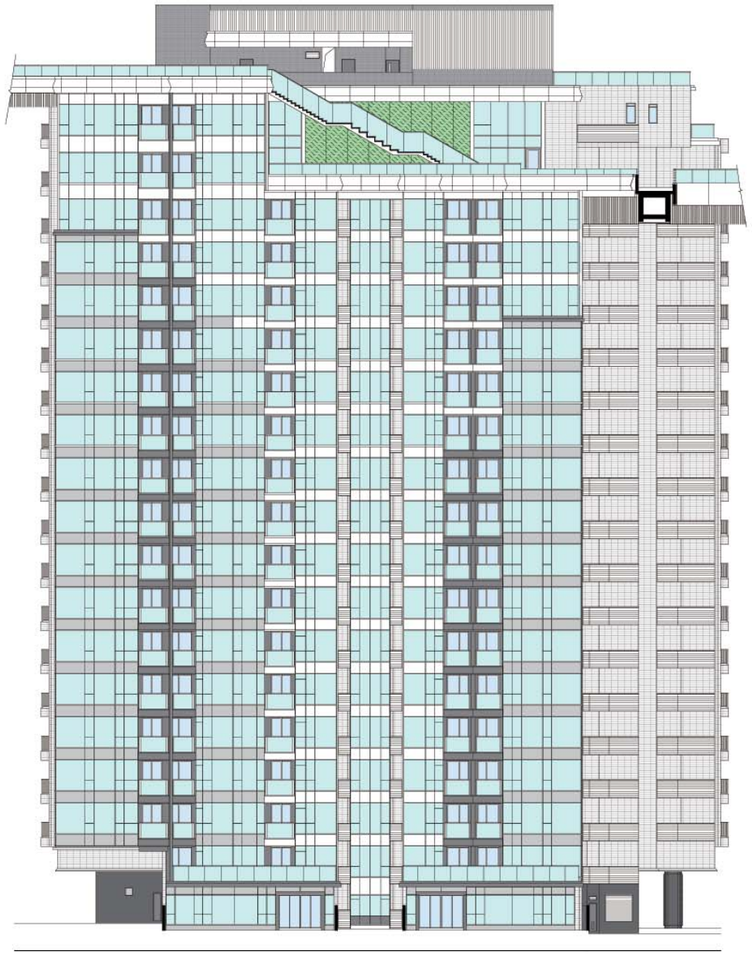

Elevation D3
立面圖 D3

Elevation D4
立面圖 D4

Authorized Person for the Development certified that the elevations shown on these plan:
1. are prepared on the basis of the approved building plans for the Development as of 27 June 2019; and
2. are in general accordance with the outward appearance of the Development.

發展項目的認可人士已證明本圖所顯示的立面：
1. 以2019年6月27日的情況為準的發展項目經批准的建築圖則為基礎擬備；及
2. 大致上與該發展項目的外觀一致。

Tower 6A & 6B
第6A座及第6B座

Elevation E1
立面圖E1

Elevation E2
立面圖E2

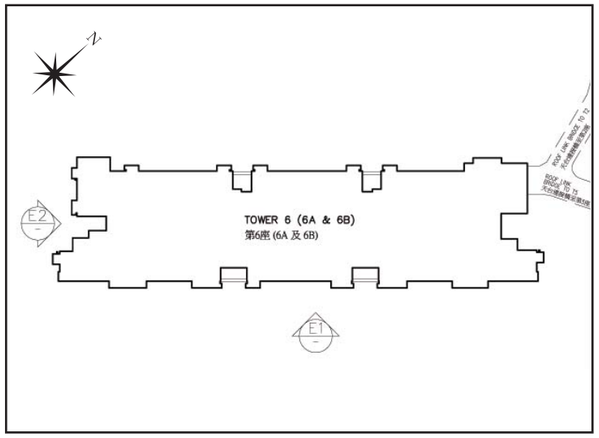

Block Plan 座向圖

Authorized Person for the Development certified that the elevations shown on these plan:
1. are prepared on the basis of the approved building plans for the Development as of 27 June 2019; and
2. are in general accordance with the outward appearance of the Development.

發展項目的認可人士已證明本圖所顯示的立面：
1. 以2019年6月27日的情況為準的發展項目經批准的建築圖則為基礎擬備；及
2. 大致上與該發展項目的外觀一致。

Tower 6A & 6B
第6A座及第6B座



Elevation E3
立面圖E3

Elevation E4
立面圖E4

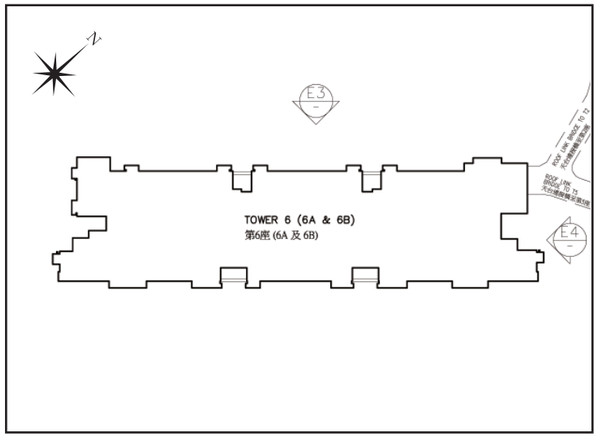

Block Plan 座向圖

Authorized Person for the Development certified that the elevations shown on these plan:
1. are prepared on the basis of the approved building plans for the Development as of 27 June 2019; and
2. are in general accordance with the outward appearance of the Development.

發展項目的認可人士已證明本圖所顯示的立面：
1. 以2019年6月27日的情況為準的發展項目經批准的建築圖則為基礎擬備；及
2. 大致上與該發展項目的外觀一致。

House No. 1 – 3, 5 – 12, 15 – 17 , 19 – 23 & 25 – 31 **Type A**
1號至3號、5號至12號、15號至17號、19號至23號及25號至31號洋房 **A款屋**

Elevation A1
立面圖A1

Elevation A2
立面圖A2

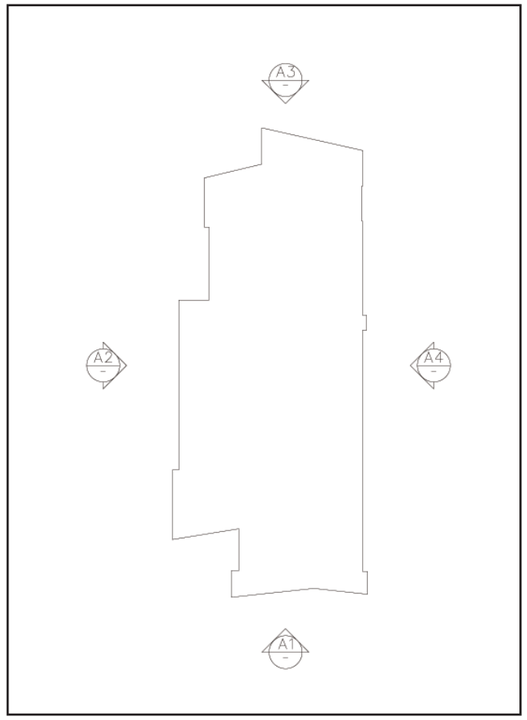

Block Plan 座向圖

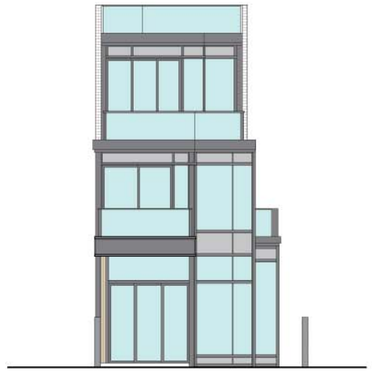

Elevation A3
立面圖A3

Elevation A4
立面圖A4

Authorized Person for the Development certified that the elevations shown on these plan:
1. are prepared on the basis of the approved building plans for the Development as of 27 June 2019; and
2. are in general accordance with the outward appearance of the Development.

發展項目的認可人士已證明本圖所顯示的立面：
1. 以2019年6月27日的情況為準的發展項目經批准的建築圖則為基礎擬備；及
2. 大致上與該發展項目的外觀一致。

House No. 18 Type A
18號洋房 A款屋

Elevation A1
立面圖A1

Elevation A2
立面圖A2

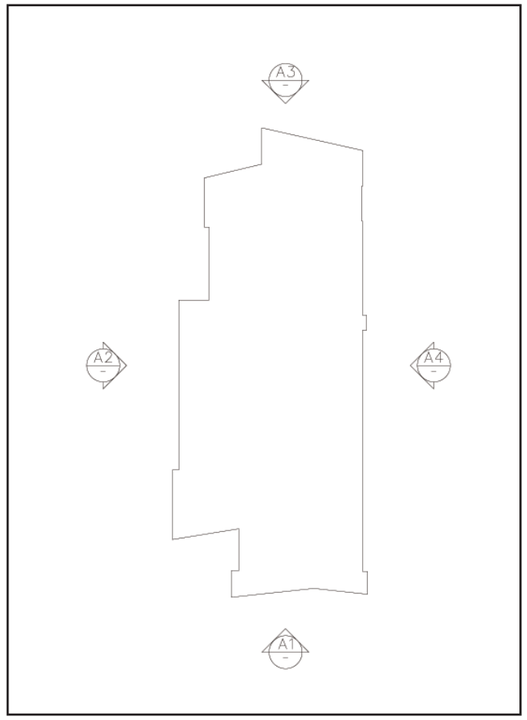

Block Plan 座向圖

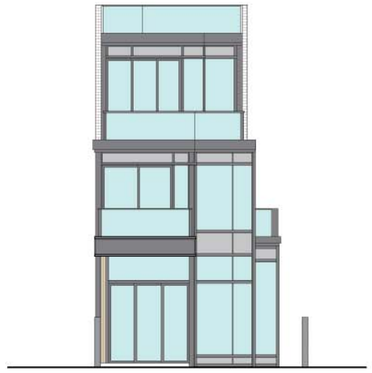

Elevation A3
立面圖A3

Elevation A4
立面圖A4

Authorized Person for the Development certified that the elevations shown on these plan:
1. are prepared on the basis of the approved building plans for the Development as of 27 June 2019; and
2. are in general accordance with the outward appearance of the Development.

發展項目的認可人士已證明本圖所顯示的立面：
1. 以2019年6月27日的情況為準的發展項目經批准的建築圖則為基礎擬備；及
2. 大致上與該發展項目的外觀一致。

This is a blank page.
此乃空白頁。

House No. 32, 33 & 35 Type C
32號、33號及35號洋房 C款屋

Elevation B1
立面圖B1

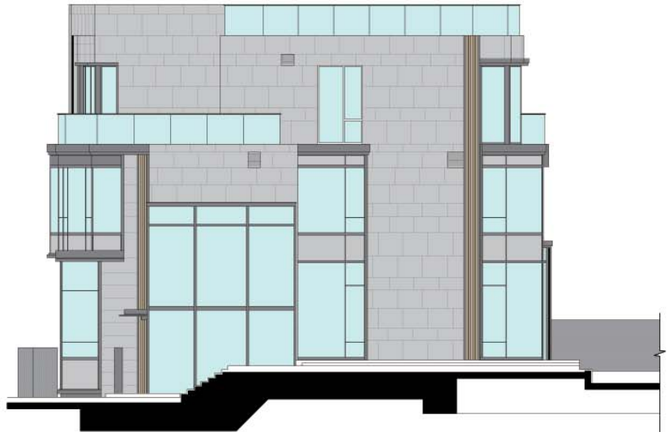

Elevation B2
立面圖B2

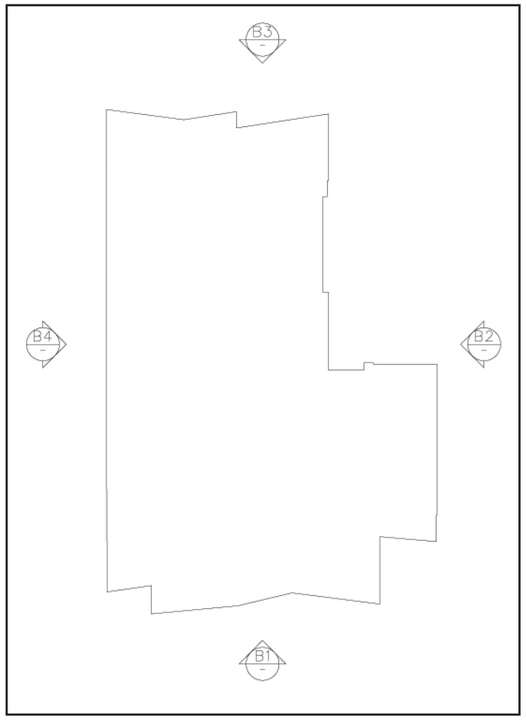

Block Plan 座向圖

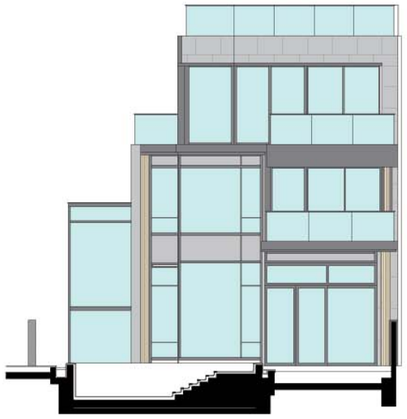

Elevation B3
立面圖B3

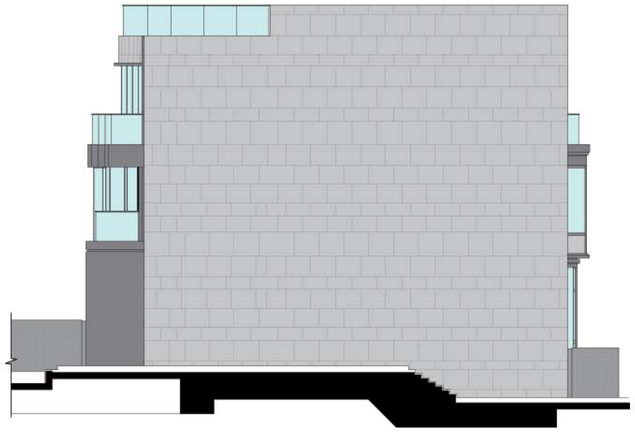

Elevation B4
立面圖B4

Authorized Person for the Development certified that the elevations shown on these plan:
1. are prepared on the basis of the approved building plans for the Development as of 27 June 2019; and
2. are in general accordance with the outward appearance of the Development.

發展項目的認可人士已證明本圖所顯示的立面：
1. 以2019年6月27日的情況為準的發展項目經批准的建築圖則為基礎擬備；及
2. 大致上與該發展項目的外觀一致。

21 INFORMATION ON COMMON FACILITIES IN THE DEVELOPMENT
發展項目中的公用設施的資料

Common Facilities 公用設施	Covered 有蓋		Uncovered 無蓋		Total Area 總面積	
	Area (sq. ft.) 面積（平方呎）	Area (sq. m.) 面積（平方米）	Area (sq. ft.) 面積（平方呎）	Area (sq. m.) 面積（平方米）	Area (sq. ft.) 面積（平方呎）	Area (sq. m.) 面積（平方米）
Residents' clubhouse (including any recreational facilities for residents' use) 住客會所（包括供住客使用的任何康樂設施）	32279	2998.759	Not Applicable 不適用		32279	2998.759
Communal garden or play area for residents' use on the roof, or on any floor between the roof and the lowest residential floor, of a building in the development (whether known as a communal sky garden or otherwise) 位於發展項目中的建築物的天台或在天台和最低一層住宅樓層之間的任何一層的、供住客使用的公用花園或遊樂地方（不論是稱為公用空中花園或其他名稱）	Not Applicable 不適用		21215	1970.944	21215	1970.944
Communal garden or play area for residents' use below the lowest residential floor of a building in the development (whether known as a covered and landscaped play area or otherwise) 位於發展項目中的建築物的最低一層住宅樓層以下的、供住客使用的公用花園或遊樂地方（不論是稱為有蓋及園景的遊樂場或有其他名稱）	13807	1282.726	59553	5532.599	73360	6815.325

Note:

The above areas have been converted to square feet based on a conversion rate of 1 square metre = 10.764 square feet and rounded off to the nearest integer and may be slightly different from that shown in square metre.

附註：

上述所列之面積則以1平方米 = 10.764平方呎換算並四捨五入至整數平方呎；因四捨五入的關係，平方呎與平方米之數字可能有些微差異。

22 INSPECTION OF PLANS AND DEED OF MUTUAL COVENANT
閱覽圖則及公契

1. A copy of the outline zoning plan (OZP) relating to the development is available at www.ozp.tpb.gov.hk.
2. A copy of the latest draft of every deed of mutual covenant as at the date on which the specified residential properties are offered to be sold is available for inspection at the place at which the specified residential properties are offered to be sold.
3. The inspection is free of charge.

1. 備有關乎本發展項目的分區計劃大綱圖的文本供閱覽的互聯網網站的網址為 www.ozp.tpb.gov.hk。
2. 關於指明住宅物業的每一公契在將指明住宅物業提供出售的日期的最新擬稿存放在指明住宅物業的售樓處，以供閱覽。
3. 無須為閱覽付費。

23 FITTINGS, FINISHES AND APPLIANCES
裝置、裝修物料及設備

1. Exterior Finishes (Tower)	
Item	**Description**
(a) External Wall	Finished with Curtain Wall, Spandrel Glass Cladding, Ceramic Wall Tile, Natural Stone Cladding, Aluminium Louvre, Aluminium Cladding, Glass Wall, Metal Grille Feature, External Paint and Aluminium Architectural Feature
(b) Window	Curtain Wall: Fluorocarbon coated aluminium frame fitted with coloured Insulated Glass Unit (IGU) in living rooms (if curtain wall is provided), dining rooms (if curtain wall is provided), bedrooms (if curtain wall is provided), master bedrooms (if curtain wall is provided) and the following locations: Tower 3A G/F Flat A kitchen Tower 3B G/F Flat A kitchen Tower 5A G/F Flat A kitchen Tower 5B G/F Flat A kitchen Tower 6A UG/F to 19/F Flat D kitchen Aluminium Window: Fluorocarbon coated alumnium frame fitted with the following glass type: (1) Acid-etched tinted glass for window (if provided) in bathrooms, master bathrooms, water closet, lavatories and bedrooms of T3A UG/F to 19/F Flat A, T3B UG/F to 19/F Flat A, T5A UG/F to 18/F Flat A and T5B UG/F to 18/F Flat A. (2) Tinted glass for window (if provided) in living room, dining room, kitchen, bedroom (except bedrooms of T3A UG/F to 19/F Flat A, T3B UG/F to 19/F Flat A, T5A UG/F to 18/F Flat A and T5B UG/F to 18/F Flat A) master bedroom and utility room. (3) Coloured Insulated Glass Unit (IGU) for window (if provided) next to Balcony, Conservatory, Private Garden and Private Flat Roof. (4) Tinted glass for window in master bedroom of T3B 1/F to 18/F Flat F, T3B 19/F Flat D and T3B 20/F Flat A.
(c) Bay window	Not Applicable
(d) Planter	Not Applicable
(e) Verandah or Balcony	Balcony: Glass balustrade and aluminium cladding with top rail. Floor: Porcelain tile and natural stone coping on curb. Wall: Ceramic wall tile, aluminium cladding and natural stone cladding (Flat A, B & C on UG/F of Tower 1A & 1B and Flat A, B & C on G/F of Tower 2A & 2B only). Ceiling: Aluminium cladding except Flats A, B & C on UG/F of Tower 1A & 1B and Flats A, B & C on G/F of Tower 2A & 2B. All balconies are covered except Flats A, B & C on UG/F of Tower 1A & 1B and Flats A, B & C on G/F of Tower 2A & 2B. No Verandah is provided.
(f) Drying facilities for clothing	Not Applicable

2. Interior Finishes (Tower)	
Item	**Description**
(a) Lobby	**G/F Main Entrance Lobby** Wall is finished with natural stone, timber veneer, feature glass, plastic laminate and stainless steel panels in exposed surface to false ceiling. Floor is finished with natural stone. Gypsum board false ceiling finished with emulsion paint, plastic laminate and stainless steel panel false ceiling is provided. **Typical Lift Lobby** Wall is finished with porcelain tile, timber veneer, plastic laminate, feature glass and stainless steel panel in exposed surface to false ceiling. Floor is finished with natural stone. Gypsum board false ceiling finished with emulsion paint and plastic laminate is provided. **Shuttle Lift Lobby to Carpark** Wall is finished with timber veneer, feature glass, plastic laminate, stainless steel panels and metal feature in exposed surface to false ceiling. Floor is finished with natural stone. Gypsum board false ceiling finished with emulsion paint or feature glass is provided. **Service Lift Lobby** Wall is finished with spray paint and stainless steel feature in exposed surface to false ceiling. Floor is finished with porcelain tiles. Gypsum board false ceiling finished with emulsion paint.
(b) Internal Wall and Ceiling	**Wall** Living room, dining room, master bedroom, bedroom are finished with emulsion paint in exposed surface. **Ceiling** Living room, dining room, master bedroom, bedroom are finished with emulsion paint in exposed surface.
(c) Internal Floor	Living room, dining room, master bedroom, bedroom are finished with engineered timber flooring and timber skirting. Natural stone border is fitted along edge of floor adjoining door to balcony, utility platform, private garden and flat roof.

Note: 4/F, 13/F, 14/F and 24/F are omitted.

2. Interior Finishes (Tower)	
Item	**Description**
(d) Bathroom	**All Towers (except all bathroom of master bedroom of 3-bedroom units from 1/F to 19/F of Tower 1A & 1B, all bathroom of master bedroom of 4-bedroom units, lavatory and bathroom of master bedroom of all 20/F 3-bedroom units)** Wall, where exposed (except those areas covered by vanity counter and mirror cabinet and above false ceiling level) is finished with porcelain tile, stainless steel feature, coloured glass and mirror. (coloured glass and mirror apply to T5A 1/F to 18/F Flat C, T5A 19/F Flat A, T5B 1/F to 18/F Flat C and T5B 19/F and 20/F Flat B only). Floor, where exposed (except those areas under the bathtub and areas under the vanity counter) is finished with porcelain tile. Gypsum board and glass reinforced gypsum false ceiling finished with emulsion paint is provided. Wall finishes run up to false ceiling. **1/F to 19/F of Tower 1A & 1B (bathroom of master bedroom of 3-bedroom units)** Wall, where exposed (except those areas covered by vanity counter and mirror cabinet and above false ceiling level) is finished with porcelain tile and stainless steel feature. Floor, where exposed (except those areas under the bathtub and areas under the vanity counter) is finished with porcelain tile. Gypsum board and glass reinforced gypsum false ceiling finished with emulsion paint is provided. Wall finishes run up to false ceiling. **All bathroom of master bedroom of 4-bedroom units and bathroom of master bedroom of all 20/F 3-bedroom units** Wall, where exposed (except those areas covered by vanity counter and mirror cabinet and above false ceiling level) is finished with natural stone. Floor, where exposed (except those areas under the bathtub and areas under the vanity counter) is finished with natural stone. Gypsum board false ceiling finished with emulsion paint is provided. Wall finishes run up to false ceiling. **Lavatory** Wall, where exposed (except those areas covered by vanity counter and mirror and above false ceiling level) is finished with natural stone, stainless steel feature and wood veneer. Floor, where exposed is finished with porcelain tile. Gypsum board false ceiling finished with emulsion paint is provided. Wall finishes run up to false ceiling. **Water Closet** Wall, where exposed (except those areas above false ceiling level) is finished with homogeneous tiles. Floor, where exposed is finished with homogeneous tiles. Aluminium false ceiling is provided. Wall finishes run up to false ceiling.

2. Interior Finishes (Tower)	
Item	**Description**
(e) Kitchen	**Open Kitchen** Wall, (except those areas covered by kitchen cabinet and above the false ceiling level) is finished with ceramic tile and glazing panel. Floor, (except those areas under the kitchen cabinet) is finished with engineered timber flooring and natural stone. Gypsum board false ceiling is finished with emulsion paint is provided. Wall finishes run up to false ceiling. All cooking bench countertop of Tower 1A & 1B is fitted with reconstituted stone. All cooking bench countertop of all Towers (except Tower 1A & 1B) is fitted with solid surface material. **Kitchen (except Kitchen of all 4-bedroom units and all 20/F 3-bedroom units)** Wall, (except those areas covered by kitchen cabinet and above the false ceiling level) is finished with ceramic tile, porcelain tile and glazing panel. Floor, (except those areas under the kitchen cabinet) is finished with porcelain tile. Gypsum board false ceiling finished with emulsion paint is provided. Wall finishes run up to false ceiling. All cooking bench countertop of Tower 1A & 1B is fitted with reconstituted stone. All cooking bench countertop of all Towers (except Tower 1A & 1B) is fitted with solid surface material. **Kitchen of all 4-bedroom units (except Flat A, B & C on G/F of Tower 1A & 1B and Flat A, B & C on LG/F of Tower 2A & 2B) and all 20/F 3-bedroom units** Wall, (except those areas covered by kitchen cabinet and above the false ceiling level) is finished with ceramic tile, porcelain tile and glazing panel. Floor, (except those areas under the kitchen cabinet) is finished with porcelain tile. Gypsum board false ceiling finished with emulsion paint is provided. Wall finishes run up to false ceiling. All cooking bench countertop is fitted with reconstituted stone. **Kitchen of Flat A, B & C on G/F of Tower 1A & 1B and Flat A, B & C on LG/F of Tower 2A & 2B** Wall, (except those areas covered by kitchen cabinet and above the false ceiling level) is finished with ceramic tile, natural stone and glazing panel. Floor, (except those areas under the kitchen cabinet) is finished with natural stone. Gypsum board false ceiling finished with emulsion paint is provided. Wall finishes run up to false ceiling. All cooking bench countertop is fitted with reconstituted stone.

Note: 4/F, 13/F, 14/F and 24/F are omitted.

3. Interior Fittings (Tower)	
Item	**Description**
(a) Doors	**Main Entrance of Residential Unit** Solid core fire rated timber door finished with plastic laminate and fitted with lockset, concealed door closer, door hinge, smoke seal, door stopper, eye viewer and flush bolt (all 4 Bedroom units, T3A G/F Flat A, T3B G/F Flat A, B & C, T5A G/F Flat A, T5B G/F Flat A and T6A 20/F Flat C only). **Carpark Entrance and Internal Staircase Door (B1/F)** Solid core fire rated timber door with plastic laminate and fitted with lockset, door closer, smoke seal, door hinge and door stopper. **Kitchen** Solid core fire rated timber door finished with plastic laminate and fitted with fire rated glass vision panel, handle, concealed door closer, door hinge, smoke seal and door stopper. **Master bedroom, bedroom and utility room (except utility rooms at T1A 1/F Flat E, T1A 2/F to 19/f Flat F, T2A 1/F to 18/F Flat F, T2A 19/F Flat D, T2B 20/F Flat F and T6A 20/F Flat C)** Hollow core timber door finished with plastic laminate and fitted with lockset, door hinge and door stopper. **Utility rooms at T1A 1/F Flat E, T1A 2/F to 19/f Flat F, T2A 1/F to 18/F Flat F, T2A 19/F Flat D, T2B 20/F Flat F and T6A 20/F Flat C** Hollow core timber sliding door finished with plastic laminate and fitted with handle and lockset. **Master bathroom, bathroom and lavatory (except bathrooms at T5A 1/F to 18/F Flat C, T5A 19/F Flat A, T5B 1/F to 18/F Flat C, T5B 19/F Flat B and T5B 20/F Flat B)** Hollow core timber door finished with plastic laminate and fitted with lockset, door hinge and door stopper. Timber louvre is provided for bathroom or lavatory without window. **Bathrooms at T5A 1/F to 18/F Flat C, T5A 19/F Flat A, T5B 1/F to 18/F Flat C, T5B 19/F Flat B and T5B 20/F Flat B** Hollow core timber door finished with plastic laminate and fitted with lockset, door hinge and door stopper. Hollow core timber sliding door finished with plastic laminate and fitted with handle and lockset. Timber louvre is provided for bathroom without window. **Water Closet** Aluminium slide folding door fitted with obscure glass panel, lockset and door hinge. Aluminium louvre is provided. **Store Room (except T1B G/F Flat A, T2A LG/F Flat C, T2B LG/F Flat A and Flat B, T5A 20/F Flat A and T6B 20/F Flat B)** Hollow core timber sliding door finished with plastic laminate and fitted with handle and lockset.

3. Interior Fittings (Tower)	
Item	**Description**
(a) Doors	**Store Room at T1B G/F Flat A, T2A LG/F Flat C, T2B LG/F Flat A and Flat B, T5A 20/F Flat A and T6B 20/F Flat B** Hollow core timber door finished with plastic laminate and fitted with lockset, door hinge and door stopper. **To Electrical Room, Telecommunications Cabinet and To B1/F Plant Room Protected Lobby** Solid core fire rated timber door with plastic laminate and fitted with lockset, door closer (Electrical Room and Door to B1/F Plant Room Protected Lobby only), smoke seal, door hinge and door stopper. **Balcony (except all 20/F 4-bedroom units, T3A 20/F Flat C, T5B 20/F Flat C and T6A 20/F Flat C)** Aluminium framed sliding door finished with fluorocarbon coating fitted with coloured IGU system, lockset and handle. **Balcony at T6A 20/F Flat C** Aluminium framed slide and fold door finished with fluorocarbon coating fitted with coloured IGU system, lockset and handle. **Balcony at T3A 20/F Flat C and T5B 20/F Flat C** Aluminium framed door finished with fluorocarbon coating fitted with coloured IGU system, lockset and handle. **Balcony at all 20/F 4-bedroom units** Aluminium framed door with slide and fold door finished with fluorocarbon coating fitted with coloured IGU system, lockset and handle. **Utility platform** Aluminium framed door finished with fluorocarbon coating fitted with coloured IGU system, lockset and handle. **To private garden at T1A G/F Flat A to C, T1B G/F Flat A to C, T2A LG/F Flat A to C, T2B LG/F Flat A to C** Aluminium framed sliding door finished with fluorocarbon coating fitted with coloured IGU system, lockset and handle. **To private garden at T3A G/F Flat A, T3B G/F Flat A to C, T5A G/F Flat A, T5B G/F Flat A** Aluminium framed sliding door finished with fluorocarbon coating fitted with coloured IGU system, lockset and handle. **To flat roof (except flat roof at T3A 20/F Flat C, Master Bedroom of T3B UG/F Flat B, Master Bedroom of T3B 20/F Flat A, T5B 20/F Flat C and T6B UG/F Flat C)** Aluminium framed sliding door finished with fluorocarbon coating fitted with coloued IGU system, lockset and handle. **To flat roof at T3A 20/F Flat C, Master Bedroom of T3B 20/F Flat A and T5B 20/F Flat C** Aluminium framed slide and fold door finished with fluorocarbon coating fitted with coloued IGU system, lockset and handle.

Note: 4/F, 13/F, 14/F and 24/F are omitted.

3. Interior Fittings (Tower)	
Item	**Description**
(a) Doors	**To flat roof at Master Bedroom of T3B UG/F Flat B and T6B UG/F Flat C** Aluminium framed door finished with fluorocarbon coating fitted with coloured IGU system, lockset and handle. **To private flat roof at roof floor** Aluminium framed door with fluorocarbon coating fitted with coloured IGU system, lockset and handle. **To Conservatory** Aluminium framed sliding door finished with fluorocarbon coating fitted with coloured IGU system, lockset and handle. **Entrance gate for T1A G/F Flat A to C, T1B G/F Flat A to C, T2A LG/F Flat A to C and T2B LG/F Flat A to C** Galvanized mild steel gate finished with aluminium cladding fitted with lockset and flush bolt.
(b) Bathroom	**All Towers (except Tower 1A & 1B) (except lavatory, all bathroom of master bedroom of 4-bedroom units and bathroom of master bedroom of all 20/F 3-bedroom units)** Wooden mirror cabinet, wooden and stainless steel feature vanity counter with solid surface countertop. **Tower 1A & 1B (except lavatory, all bathroom of master bedroom of 4-bedroom units and bathroom of master bedroom of all 20/F 3-bedroom units)** Wooden mirror cabinet, wooden and stainless steel feature vanity counter with reconstituted stone countertop. **All bathroom of master bedroom of 4-bedroom units, bathroom of master bedroom of all 20/F 3-bedroom units** Wooden mirror cabinet, wooden and stainless steel feature vanity counter with natural stone countertop. **All lavatories** Mirror, wooden and stainless steel feature vanity counter with natural stone countertop. Applicable to all bathrooms (except all bathroom of master bedroom of 4-bedroom units, lavatory and bathroom of master bedroom of all 20/F 3-bedroom units): i. Fitting and equipment include vitreous wash basin with polished chrome finished basin mixer, vitreous water closet, polished chrome plated towel bar (only applicable to bathrooms with shower cubicle), polished chrome plated robe hook and polished chrome plated toilet paper holder. ii. Cast iron enamel finish bathtub with polished chrome plated bath mixer (only applicable to bathrooms with bathtub). Glass shower cubicle with polished chrome plated shower mixer (only applicable to bathrooms with shower cubicle). iii. Bathtub (only applicable to bathrooms with bathtub) with size 1400mm(L) x 730mm(W) x 453mm(D) is provided. iv. Copper pipe is used for cold water supply and copper pipe with insulation is used for hot water supply system. UPVC pipe is used for flushing water supply system.

3. Interior Fittings (Tower)	
Item	**Description**
(b) Bathroom	Applicable to all bathroom of master bedroom of 4-bedroom units, lavatory and bathroom of master bedroom of all 20/F 3-bedroom units: i. Fitting and equipment include vitreous wash basin with black metal colour plated basin mixer, vitreous water closet, black metal colour plated towel bar (only applicable to bathrooms with shower cubicle), black metal colour plated robe hook (except for lavatories) and black metal colour plated toilet paper holder. ii. Cast iron enamel finish bathtub with black metal colour plated bath mixer (except for lavatories). Glass shower cubicle with black metal colour plated shower mixer (only applicable to bathrooms with shower cubicle). iii. Bathtub with size 1400mm(L) x 730mm(W) x 453mm(D) is provided (except for Flat A, B & C on UG/F of Tower 1A & 1B, Flat A of Tower 1B on 20/F, Flat A, B & C on G/F of Tower 2A & 2B, Flat F on 20/F of Tower 2B, Flat A on 20/F of Tower 3B, Flat A on 20/F of Tower 5A, Flat B & C on 20/F of Tower 6A and Flat B on 20/F of Tower 6B). Bathtub of Flat A, B & C on UG/F of Tower 1A & 1B, Flat A of Tower 1B on 20/F, Flat A, B & C on G/F of Tower 2A & 2B, Flat F on 20/F of Tower 2B, Flat A on 20/F of Tower 3B, Flat A on 20/F of Tower 5A, Flat B & C on 20/F of Tower 6A and Flat B on 20/F of Tower 6B is 1500mm(L) x 700mm(W) x 418mm(D). iv. Copper pipe is used for cold water supply and copper pipe with insulation is used for hot water supply system. UPVC pipe is used for flushing water supply system.
(c) Kitchen	**Open kitchen of Tower 1A & 1B** Fitted with wooden kitchen cabinet with high gloss lacquer paint finish and reconstituted stone countertop. **Open kitchen of all Towers (except Tower 1A & 1B)** Fitted with wooden kitchen cabinet with high gloss lacquer paint finish and solid surface material countertop. **Kitchen of Tower 1A & 1B, except all 4-bedroom units and all 20/F 3-bedroom units)** Fitted with wooden kitchen cabinet with high gloss lacquer paint finish and reconstituted stone countertop. **Kitchen of all Towers (except Tower 1A & 1B), except all 4-bedroom units and all 20/F 3-bedroom units)** Fitted with wooden kitchen cabinet with plastic laminate finish and solid surface material countertop.

Note: 4/F, 13/F, 14/F and 24/F are omitted.

3. Interior Fittings (Tower)	
Item	**Description**
(c) Kitchen	**Kitchen of all 4-bedroom units and all 20/F 3-bedroom units** Fitted with wooden kitchen cabinet with timber veneer finish, high gloss lacquer paint finish and reconstituted stone material countertop. Applicable to all kitchens: (i) Sink unit: stainless steel (ii) Water supply system Copper pipes is used for cold water supply and copper pipes with thermal insulation is used for hot water supply (iii) Other fittings and equipment Chrome plated hot and cold water sink mixer Open Kitchen is fitted with the following fire services installations: Sprinkler head at the false ceiling, addressable smoke detectors with sounder base, full height wall having fire resistance rating of -/30/30.
(d) Bedroom	No fittings
(e) Telephone	Telephone outlets are provided. For the location and number of connection points, please refer to the "Schedule of Mechanical & Electrical Provisions of Residential Units".
(f) Aerials	TV/FM outlets are provided. For the location and number of connection points, please refer to the "Schedule of Mechanical & Electrical Provisions of Residential Units".
(g) Electrical installations	Three phase electricity supply with miniature circuit breaker distribution board Conduits are partly concealed within concrete and partly exposed. Exposed conduits may be covered or hidden by false ceilings, bulkheads, cabinets, cladding, partition walls, pipe ducts or other materials. For location and number of power points and air-conditioner points, please refer to the "Schedule of Mechanical and Electrical Provisions"
(h) Gas supply	All units except units with open kitchen Towngas supply is provided and connected to gas cooking hob and gas water heater (Except Flat A, B, C on G/F of Tower 1A & 1B and Flat A, B, C of LG/F of Tower 2A & 2B). Gas meter connection point provided in individual residential unit.
(i) Washing machine connection point	Water outlet and water inlet connection point are provided for washing machine. For the location of connection point, please refer to the "Schedule of Mechanical and Electrical Provisions"
(j) Water supply	Copper water pipes for cold water supply and copper water pipes with thermal insulation for hot water supply system. UPVC pipes are used for flushing water system. Water pipes are partly concealed with concrete and partly exposed. Exposed pipes may be covered or hidden by false ceilings, bulkheads, cabinets, cladding, partition walls, pipe ducts or other materials. Hot water is available upon operation of water heater.

4. Miscellaneous (Tower)	
Item	**Description**
(a) Lift	**Residential Tower Lifts** (i) Brand name: KONE Model number: MiniSpace™ (ii) Number of lifts: Tower 1 – 4, Tower 2 – 4, Tower 3 – 4, Tower 5 – 4, Tower 6 – 4 Floor served by the lifts: Tower 1, 3, 5 & 6 – G/F to 20/F, Tower 2 – LG/F to 20/F **Residential Tower Services Lifts** (i) Brand name: KONE Model number: MonoSpace® (ii) Number of lifts: Tower 1 – 1, Tower 2 – 1, Tower 3 – 1, Tower 5 – 1, Tower 6 – 1 Floor served by the lifts: Tower 1, 3, 5 & 6 – G/F to R/F, Tower 2 – LG/F to R/F **Shuttle Lift** (i) Brand name: KONE Model number: MonoSpace® (ii) Number of lifts: 5 Floor served by the lifts: 1 from B2/F – LG/F, 4 from B2/F – G/F
(b) Letter box	Stainless Steel
(c) Refuse collection	Refuse storage and material recovery room is provided on each floor of each Residential Tower (excluding R/F). Refuse collection and material recovery chamber is provided at B1/F for collection and removal of refuse by cleaners.
(d) Water meter, electricity meter and gas meter	Separate water and electricty meters for each residential unit are provided in water meter cabinet and electrical meter room respectively on each residential floor. Space for separate gas meter is provided in the kitchen of individual residential unit (except units with open kitchen)

5. Security Facilities (Tower)	
Item	**Description**
Security facilities	**Access control and security system** Smart card / bluetooth access control system is provided in residential entrance areas, residential lift, clubhouse, common flat roof and letter box area. **CCTV** CCTV are provided at entrance lobbies, lift car cages, clubhouse, common flat roof and common areas. CCTV is connected to the management office.

The vendor undertakes that if lifts or appliances of the specified name or model number are not installed in the development, lifts or appliances of comparable quality will be installed.

Note: 4/F, 13/F, 14/F and 24/F are omitted.

23 FITTINGS, FINISHES AND APPLIANCES
裝置、裝修物料及設備

1. 外部裝修物料(大廈)	
細項	描述
(a) 外牆	大廈外牆鋪砌幕牆、玻璃飾面、瓷磚、天然石飾面、鋁質百葉、鋁板、玻璃牆、金屬格柵裝飾、外牆漆及鋁質建築裝飾。
(b) 窗	幕牆：採用氟碳噴塗鋁質窗框及有色中空玻璃。 適用於客廳(如有幕牆)、飯廳(如有幕牆)、睡房(如有幕牆)、主人睡房(如有幕牆)及以下位置： 3A座 地下 A室廚房 3B座 地下 A室廚房 5A座 地下 A室廚房 5B座 地下 A室廚房 6A座 高層地下至19樓 D室廚房 鋁窗：採用氟碳噴塗鋁質窗框及以下玻璃。 (1) 有色藥水砂玻璃採用於浴室、主人浴室、洗手間、客廁及睡房(只適用3A座高層地下至19樓A室、3B座高層地下至19樓A室、5A座高層地下至18樓A室及5B座高層地下至18樓A室)的窗(如有)。 (2) 有色玻璃採用於客廳、飯廳、廚房、睡房(除了3A座高層地下至19樓A室、3B座高層地下至19樓A室、5A座高層地下至18樓A室及5B座高層地下至18樓A室)、主人睡房及工作間的窗(如有)。 (3) 有色中空玻璃採用於露台、溫室、私人花園及私人平台旁的窗(如有)。 (4) 有色玻璃採用於主人睡房(只適用3B座1樓至18樓F室、3B座19樓D室及3B座20樓A室)的窗。
(c) 窗台	不設窗台。
(d) 花槽	不設花槽。
(e) 陽台或露台	露台裝設玻璃護欄，鋁板及頂欄。 地台鋪砌瓷磚及天然石蓋基頂。 牆身鋪砌瓷磚、鋁板及天然石飾面(適用於1A及1B座高層地下A室、B室及C室與2A及2B座地下A室、B室及C室)。 天花鋪設鋁板天花(1A及1B座高層地下A室、B室及C室與2A及2B座地下A室、B室及C室除外)。 露台設有蓋(1A及1B座高層地下A室、B室及C室與2A及2B座地下A室、B室及C室除外)。 不設陽台。
(f) 乾衣設施	不設乾衣設施。

2. 室內裝修物料(大廈)	
細項	描述
(a) 大堂	**地下入口大堂** 牆身於見光處鋪砌天然石、木紋裝飾面板、玻璃飾面、膠板裝飾面板及不鏽鋼板至假天花。 地台鋪砌天然石材。 假天花鋪砌石膏假天花及髹乳膠漆、膠板裝飾面板及不銹鋼板。 **標準電梯大堂** 牆身於見光處鋪砌瓷磚、木紋裝飾面板、膠板裝飾面板、玻璃飾面及不銹鋼板至假天花。 地台鋪砌天然石材。 假天花鋪砌石膏假天花及髹乳膠漆及膠板裝飾面板。 **往停車場穿梭電梯大堂** 牆身於見光處鋪砌木紋裝飾面板、玻璃飾面、膠板裝飾面板、不銹鋼板及金屬飾面至假天花。 地台鋪砌天然石材。 假天花鋪砌石膏假天花及髹乳膠漆及玻璃飾面板。 **貨用電梯大堂** 牆身於見光處噴漆及鋪砌不銹鋼飾面至假天花。 地台鋪砌瓷磚。 假天花鋪砌石膏假天花及髹乳膠漆。
(b) 內牆及天花板	**牆身** 客廳、飯廳、主人睡房、睡房外露表面髹乳膠漆。 **天花** 客廳、飯廳、主人睡房、睡房外露表面髹乳膠漆。
(c) 內部地板	客廳、飯廳、主人睡房、睡房鋪砌複合木地板及木地腳線。 鋪砌天然石材於露台、工作平台、私人花園及平台門邊。
(d) 浴室	**所有座數(除第1A及1B座1至19樓所有3睡房單位主人睡房的浴室、所有4睡房單位主人睡房的浴室、客廁及20樓所有3睡房單位主人睡房的浴室外)** 牆身(除面盆櫃、鏡櫃背及假天花以上外)外露部份鋪砌瓷磚、不銹鋼飾面、有色玻璃及鏡(有色玻璃及鏡只適用於5A座1至18樓C室、5A座19樓A室、5B座1至18樓C室及5B座19及20樓B室)。 地台(除面盆櫃及浴缸底外)外露部份鋪砌瓷磚。 假天花鋪砌石膏板及玻璃纖維增強石膏假天花髹乳膠漆。 牆身的裝修物料鋪砌至假天花。 **第1A及1B座1至19樓3睡房單位主人睡房的浴室** 牆身(除面盆櫃、鏡櫃背及假天花以上外)外露部份鋪砌瓷磚及不銹鋼飾面。 地台(除面盆櫃及浴缸底外)外露部份鋪砌瓷磚。 假天花鋪砌石膏板及玻璃纖維增強石膏假天花髹乳膠漆。 牆身的裝修物料鋪砌至假天花。

備註：不設4樓、13樓、14樓及24樓。

2. 室內裝修物料(大廈)	
細項	描述
(d) 浴室	**所有4睡房單位主人睡房的浴室及20樓所有3睡房單位主人睡房的浴室** 牆身(除面盆櫃、鏡櫃背及假天花以上外)外露部份鋪砌天然石材 地台(除面盆櫃及浴缸底外)外露部份鋪砌天然石材。 假天花鋪砌石膏板髹乳膠漆。 牆身的裝修物料鋪砌至假天花。 **客廁** 牆身(除面盆櫃、鏡及假天花以上外)外露部份鋪砌天然石材、不銹鋼飾面及木皮飾面。 地台外露部份鋪砌瓷磚。 假天花鋪砌石膏板髹乳膠漆。 牆身的裝修物料鋪砌至假天花。 **洗手間** 牆身(除假天花以上外)外露部份鋪砌瓷磚。 地台外露部份鋪砌瓷磚。 假天花鋪砌鋁質假天花。 牆身的裝修物料鋪砌至假天花。
(e) 廚房	**開放式廚房** 牆身鋪砌瓷磚及玻璃飾面板(廚櫃背及假天花以上除外)。 地台鋪砌複合木地板及天然石材(廚櫃底除外)。 假天花鋪砌石膏板髹乳膠漆。牆身的裝修物料鋪砌至假天花。 第1A及1B座廚房煮食灶台面配有人造合成石。 所有座數(除1A及1B座外)廚房煮食灶台面配有實體面料。 **廚房(除所有4睡房單位及20樓所有3睡房單位外)** 牆身鋪砌瓷磚及玻璃飾面板(廚櫃背及假天花以上除外)。 地台鋪砌瓷磚(廚櫃底除外)。 假天花鋪砌石膏板髹乳膠漆。牆身的裝修物料鋪砌至假天花。 第1A及1B座廚房煮食灶台面配有人造合成石。 所有座數(除1A及1B座外)廚房煮食灶台面配有實體面料。 **廚房(所有4睡房單位除第1A及1B座地下A室、B室及C室及第2A及2B座低層地下A室、B室及C室外及20樓所有3睡房單位)** 牆身鋪砌瓷磚及玻璃飾面板(廚櫃背及假天花以上除外)。 地台鋪砌瓷磚(廚櫃底除外)。 假天花鋪砌石膏板髹乳膠漆。牆身的裝修物料鋪砌至假天花。 廚房煮食灶台面配有人造合成石。 **廚房(第1A及1B座地下A室、B室及C室及第2A及2B座低層地下A室、B室及C室)** 牆身鋪砌瓷磚、天然石材及玻璃飾面板(廚櫃背及假天花以上除外)。 地台鋪砌天然石材(廚櫃底除外)。 假天花鋪砌石膏板髹乳膠漆。 牆身的裝修物料鋪砌至假天花。 廚房煮食灶台面配有人造合成石。

3. 室內裝置(大廈)	
細項	描述
(a) 門	**住宅單位大門** 膠板裝飾面實心防火木門，裝設門鎖、暗藏氣鼓、門鉸、防煙條、門擋、防盜眼及門閂(只適用於所有4睡房單位、3A座地下A單位、3B座地下A、B及C單位、5A座地下A單位、5B座地下A單位及6A座20樓C單位)。 **停車場入口及室內樓梯門(地庫1樓)** 膠板裝飾面實心防火木門，裝設門鎖、氣鼓、防煙條、門鉸及門擋。 **廚房門** 膠板裝飾面實心防火木門，裝設防火玻璃小窗、把手、暗藏氣鼓、門鉸、防煙條及門擋。 **主人睡房門、睡房門及工作間門(除以下單位工作間外：1A座1樓E室、1A座2樓至19樓F室、2A座1樓至18樓F室、2A座19樓D室、2B座20樓F室及6A座20樓 C室)** 膠板飾面空心木門，裝設門鎖、門鉸及門擋。 **工作間門(1A座1樓E室、1A座2樓至19樓F室、2A座1樓至18樓F室、2A座19樓D室、2B座20樓F室及6A座20樓C室)** 膠板飾面空心木趟門，裝設門鎖及手柄。 **主人浴室門、浴室門及客廁門(除以下單位浴室外：5A座1樓至18樓C室、5A座19樓A室、5B座 1樓至18樓C室、5B座19樓B室及5B座20樓B室)** 膠板飾面空心木門，裝設門鎖、門鉸及門擋。 設有木百葉(只適用於無窗浴室及客廁)。 **浴室門(5A座1樓至18樓C室、5A座19樓A室、5B座1樓至18樓C室、5B座19樓B室及5B座20樓B室)** 膠板飾面空心木門，裝設門鎖、門鉸及門擋。 膠板飾面空心木趟門，裝設門鎖及手柄。 設有木百葉(只適用於無窗浴室)。 **洗手間門** 選用鋁質趟摺門，配置半透光玻璃視窗、門鎖、門鉸及鋁質百葉。 **儲物室門(除以下單位儲物室外：1B座地下A室、2A座低層地下C室、2B座低層地下A及B室、5A座20樓A室及第6B座20樓B室)** 膠板飾面空心木趟門，裝設門鎖及手柄。 **儲物室門(1B座地下A室、2A座低層地下C室、2B座低層地下A及B室、5A座20樓A室及第6B座20樓B室)** 膠板飾面空心木門，裝設門鎖、門鉸及門擋。 **通往電錶房、電訊櫃及地庫1樓機電房大堂的門** 膠板裝飾面實心防火木門，裝設門鎖、氣鼓(只適合電錶房及地庫1樓機電房大堂的門)、防煙條、門鉸及門擋。

備註：不設4樓、13樓、14樓及24樓。

3. 室內裝置(大廈)	
細項	描述
(a) 門	**露台門(除以下單位露台外：所有20樓4睡房單位、3A座20樓C室、5B座20樓C室及6A座20樓C室)** 鋁框趟門配有氟化炭噴塗鑲有色中空玻璃，裝設門鎖及把手。 **露台門(6A座20樓C室)** 鋁框趟摺門配有氟化炭噴塗鑲有色中空玻璃，裝設門鎖及把手。 **露台門(3A座20樓C室及5B座20樓C室)** 鋁框掩門配有氟化炭噴塗鑲有色中空玻璃，裝設門鎖及把手。 **露台門(所有20樓4睡房單位)** 鋁框掩門及趟摺門配有氟化炭噴塗鑲有色中空玻璃，裝設門鎖及把手。 **工作平台門** 鋁框掩門配有氟化炭噴塗鑲有色中空玻璃，裝設門鎖及把手。 **通往私人花園的門(1A座地下A至C室、1B座地下A至C室、2A座低層地下A至C室及2B座低層地下A至C室)** 鋁框趟門配有氟化炭噴塗鑲有色中空玻璃，裝設門鎖及把手。 **通往私人花園的門(3A座地下A室、3B座地下A至C室、5A座地下A室及5B座地下A室)** 鋁框趟門配有氟化炭噴塗鑲有色中空玻璃，裝設門鎖及把手。 **通往平台的門(除以下單位平台外：3A座20樓C室、3B座高層地下B室的主人睡房、3B座20樓A室的主人睡房、5B座20樓C室及6B座高層地下C室)** 鋁框趟門配有氟化炭噴塗鑲有色中空玻璃，裝設門鎖及把手。 **通往平台的門(3A座20樓C室、3B座20樓A室的主人睡房及5B座20樓C室)** 鋁框趟摺門配有氟化炭噴塗鑲有色中空玻璃，裝設門鎖及把手。 **通往平台的門(3B座高層地下B室的主人睡房及6B座高層地下C室)** 鋁框掩門配有氟化炭噴塗鑲有色中空玻璃，裝設門鎖及把手。 **通往私人天台的門** 鋁框掩門配有氟化炭噴塗鑲有色中空玻璃、裝設門鎖及把手。 **通往溫室的門** 鋁框趟門配有氟化炭噴塗鑲有色中空玻璃，裝設門鎖及把手。 **閘門(第1A及1B座地下A至C室及第2A及2B座低層地下A至C室)** 鍍鋅鋼閘配有鋁飾面、門閂及裝設門鎖。

3. 室內裝置(大廈)	
細項	描述
(b) 浴室	**所有座數(除了1A及1B座)浴室(除客廁、所有4睡房單位主人睡房的浴室及所有20樓3睡房單位主人睡房的浴室外)** 裝設木鏡櫃及配以實體面料檯面之木製及不銹鋼飾面面盆櫃。 **第1A及1B座浴室(除客廁、所有4睡房單位主人睡房的浴室及所有20樓3睡房單位主人睡房的浴室外)** 裝設木鏡櫃及配以人造合成石檯面之木製及不銹鋼飾面面盆櫃。 **所有4睡房單位主人睡房的浴室及所有20樓3睡房單位主人睡房的浴室** 裝設木鏡櫃及配以天然石材檯面之木製及不銹鋼飾面面盆櫃。 **客廁** 裝設鏡及配以天然石材檯面之木製及不銹鋼飾面面盆櫃。 適用於所有浴室(除所有4睡房單位主人睡房的浴室、客廁及所有20樓3睡房單位主人睡房的浴室外)： i. 裝置及設備包括陶瓷洗手盆配鍍鉻洗手盆水龍頭，陶瓷坐廁，鍍鉻毛巾架(只適用於有淋浴間的浴室)鍍鉻掛勾及鍍鉻廁紙架。 ii. 搪瓷鑄鐵浴缸配有鍍鉻浴缸龍頭(適用於有浴缸的浴室)。玻璃淋浴間配有鍍鉻淋浴龍頭(只適用於有淋浴間的浴室)。 iii. 浴缸尺寸為(只適用於有浴缸的浴室)1400毫米(長) x 730毫米(闊) x 453毫米(深)。 iv. 冷水供水系統採用銅喉管，熱水供水系統採用隔熱絕緣保護之銅喉管。沖廁供水系統採用膠喉管。 適用於所有4睡房單位主人睡房的浴室、客廁及所有20樓3睡房單位主人睡房的浴室： i. 裝置及設備包括陶瓷洗手盆配鍍黑金屬色洗手盆水龍頭，陶瓷坐廁，鍍黑金屬色毛巾架(只適用於有淋浴間的浴室)，鍍黑金屬色掛勾(除客廁外)及鍍黑金屬色廁紙架。 ii. 搪瓷鑄鐵浴缸配有鍍黑金屬色浴缸龍頭(除客廁外)。玻璃淋浴間配有鍍黑金屬色淋浴龍頭(只適用於有淋浴間的浴室)。 iii. 浴缸尺寸為1400毫米(長) x 730毫米(闊) x 453毫米(深)(除第1A及1B座高層地下A室、B室及C室、第1B座20樓A室、第2A及2B座地下A室、B室及C室、第2B座20樓F室、第3B座20樓A室、第5A座20樓A室、第6A座20樓B室及C室、第6B座20樓B室外)。 浴缸尺寸(第1A及1B座高層地下A室、B室及C室、第1B座20樓A室、第2A及2B座地下A室、B室及C室、第2B座20樓F室、第3B座20樓A室、第5A座20樓A室、第6A座20樓B室及C室、第6B座20樓B室)為1500毫米(長) x 700毫米(闊) x 418毫米(深)。 iv. 冷水供水系統採用銅喉管，熱水供水系統採用隔熱絕緣保護之銅喉管。沖廁供水系統採用膠喉管。

備註：不設4樓、13樓、14樓及24樓。

3. 室內裝置(大廈)	
細項	描述
(c) 廚房	**1A及1B座開放式廚房** 選用木製廚櫃配以高亮光面焗漆門板及人造合成石檯面。 **所有座數(除1A及1B座)開放式廚房** 選用木製廚櫃配以高亮光面焗漆門板及實體面料檯面。 **1A及1B座廚房(除所有4睡房單位及所有20樓3睡房單位外)** 選用木製廚櫃配以高亮光面焗漆門板及人造合成石檯面。 **所有座數(除1A及1B座)廚房(除所有4睡房單位及所有20樓3睡房單位外)** 選用木製廚櫃配以膠板裝飾面板門板及實體面料檯面。 **所有4睡房單位及所有20樓3睡房單位廚房** 選用木製廚櫃配以木紋裝飾面板、高亮光面焗漆門板及人造合成石檯面。 適用於所有廚房: (i) 洗滌盆:不銹鋼 (ii) 供水系統 冷水供水系統採用銅喉管,熱水供水系統採用隔熱絕緣保護之銅喉管。 (iii) 其他裝置及設備 鍍鉻冷熱水水龍頭 開放式廚房配置以下消防裝置:假天花位置的消防花灑頭,可定位煙霧探測器連警報基座,全高度防火牆(耐火等級-/30/30)。
(d) 睡房	沒有裝置。
(e) 電話	裝設有電話接駁點。 有關接駁點的位置及數目,請參閱「機電裝置數量説明表」。
(f) 天線	裝設有電視及電台天線接駁點。 有關接駁點的位置及數目,請參閱「機電裝置數量説明表」。
(g) 電力裝置	三相電力並裝妥微型斷路器 導管部分隱藏於混凝土內及部分外露。 外露的導管可能被假天花、假陣、貯存櫃、飾面、分間牆、管道槽或其他物料遮蓋或掩藏。 有關電插座及空調機接駁點的位置及數目請參閱「機電裝置數量説明表」
(h) 氣體供應	所有單位(單位設有開放式廚房除外) 設有煤氣管道並接駁至煤氣煮食爐及煤氣熱水爐(1A及1B座地下A室、B室及C室與2A及2B座低層地下A室、B室及C室除外)。預留煤氣錶接駁點。
(i) 洗衣機接駁點	提供洗衣機來去水接駁點 有關接駁點的位置,請參閱「機電裝置數量説明表」。
(j) 供水	冷水喉採用銅喉管及熱水喉採用配有隔熱絕緣保護之銅喉管。 沖廁水喉採用膠喉管。 水管部分隱藏於混凝土內及部分外露。外露的水管可能被假天花、假陣、貯存櫃、飾面、分間牆、管道槽或其他物料遮蓋或掩藏。 當熱水爐運作時有熱水供應。

4. 雜項(大廈)	
細項	描述
(a) 升降機	**住宅大廈升降機** (i) 品牌名稱:通力 產品型號:MiniSpace™ (ii) 升降機數目:1座 – 4部、2座 – 4部、3座 – 4部、5座 – 4部、6座 – 4部 到達的樓層:1、3、5及6座 – 地下至20樓、2座 – 低層地下至20樓 **住宅大廈貨用升降機** (i) 品牌名稱:通力 產品型號:MonoSpace® (ii) 升降機數目:1座 – 1部、2座 – 1部、3座 – 1部、5座 – 1部、6座 – 1部 到達的樓層:1、3、5及6座 – 地下至天台、2座 – 低層地下至天台 **穿梭升降機** (i) 品牌名稱:通力 產品型號:MonoSpace® (ii) 升降機數目:5部 到達的樓層:1部由地庫2樓至低層地下、4部由地庫2樓至地下
(b) 信箱	不銹鋼
(c) 垃圾收集	垃圾及物料回收室位於每座住宅大廈的每層(不包括天台)。垃圾收集及物料回收房設於地庫1樓。垃圾由清潔工人收集及運走。
(d) 水錶、電錶及氣體錶	獨立水錶安裝於每座住宅大廈每層之的水錶櫃。 獨立電錶安裝於每座住宅大廈每層之電錶房內。 住宅單位之廚房內預留獨立煤氣錶位置(單位設有開放式廚房除外)

5. 保安設施(大廈)	
細項	描述
保安設施	**入口通道控制及保安系統** 住宅入口大堂、住宅升降機、會所、公用平台及信箱範圍均裝有智能卡/藍牙通道控制系統。 **閉路電視** 入口大堂、升降機內、會所、公用平台及公用地方均設有閉路電視連接住管理處。

賣方承諾如發展項目中沒有安裝指明的品牌名稱或產品型號的升降機或設備,便會安裝品質相若的升降機或設備。

備註:不設4樓、13樓、14樓及24樓。

23 FITTINGS, FINISHES AND APPLIANCES
裝置、裝修物料及設備

1. Exterior Finishes (House)	
Item	**Description**
(a) External Wall	Finished with Curtain Wall, Spandrel Glass Cladding, Ceramic Tile (For House 1 to 31 (4, 13, 14 & 24 omitted)), Natural Stone Cladding (For House 32, 33 &35 only), Aluminium Louvre, Aluminium Cladding, Glass Wall, Metal Grille Feature and Aluminium Architectural Feature.
(b) Window	Curtain Wall: Fluorocarbon coated aluminium frame fitted with coloured Insulated Glass Unit (IGU) in living room, dining room, bedroom (if curtain wall is provided), master bedroom (if curtain wall is provided), kitchen, family room, bathroom (if curtain wall is provided), master bathroom (if curtain wall is provided) : Aluminium Window: Fluorocarbon coated alumnium frame fitted with the following glass type (1) Tinted glass for window (if provided) in kitchen, bathroom, master bathroom and foyer of House 1 to 31 (House 4, 13, 14 & 24 omitted). (2) Coloured Insulated Glass Unit (IGU) for window (if provided) in foyer of House 32 – 33 and 35, bedroom, master bedroom, family room, living room and dining room. (3) Tinted and laminated tempered glass for skylight in foyer (if skylight is provided) and stairhood.
(c) Bay window	Not Applicable
(d) Planter	Not Applicable
(e) Verandah or Balcony	Balcony: Glass balustrade with top rail Floor: Porcelain tile and natural stone coping on curb Wall: Ceramic Tile (for House 1 to 31 only (4, 13, 14 & 24 omitted)) and natural stone cladding (For House 32, 33 & 35 only) Ceiling: Aluminium cladding All balconies are covered except House 1 to 31 (4, 13, 14 & 24 omitted) and balcony of master bedroom of House 32, 33, 35. No Verandah is provided.
(f) Drying facilities for clothing	Not Applicable

2. Interior Finishes (House)	
Item	**Description**
(a) Lobby	**Lift lobby at B1/F (For House 32, 33 and 35 only)** Wall is finished with natural stone, emulsion paint and stainless steel feature in exposed surface to false ceiling. Floor is finished with natural stone. Gypsum board false ceiling finished with emulsion paint is provided.
(b) Internal Wall and Ceiling	**Wall** Living room, dining room, master bedroom, bedroom are finished with emulsion paint in exposed surface. **Ceiling** Living room, dining room, master bedroom, bedroom are finished with emulsion paint in exposed surface. Gypsum board bulkhead finished with emulsion paint.
(c) Internal Floor	Master bedroom, bedroom are finished with engineered timber flooring and engineered timber skirting. Living room and dining room are finished with natural stone. Natural stone border is fitted along edge of floor adjoining door to balcony, private garden, terrace and flat roof.
(d) Bathroom	**Bathroom and Master bathroom** Wall (except those areas covered by vanity counter and mirror cabinet and above false ceiling level) is finished with natural stone, aluminium cladding (for master bathroom of House 1 to 31 (4, 13, 14 & 24 omitted)) and stainless steel feature (for master bathroom of House 1 to 31 (4, 13, 14 & 24 omitted)). Floor (except those areas under the bathtub and areas under the vanity counter) is finished with natural stone. Gypsum board false ceiling finished with emulsion paint is provided. Wall finishes run up to false ceiling. **Lavatory** Wall, where exposed (except those areas covered by vanity counter and mirror and above false ceiling level) is finished with natural stone, stainless steel feature and wood veneer. Floor, where exposed is finished with natural stone. Gypsum board false ceiling finished with emulsion paint is provided. Wall finishes run up to false ceiling. **Water Closet** Wall (except those areas above false ceiling level) is finished with homogeneous tiles. Floor is finished with homogeneous tiles. Aluminium false ceiling is provided. Wall finishes run up to false ceiling.
(e) Kitchen	Wall (except those areas covered by kitchen cabinet and above the false ceiling level) is finished with ceramic tile, natural stone, stainless steel feature, glazing panel and wood veneer (for house 32, 33 & 35 only). Floor (except those areas under the kitchen cabinet) is finished with natural stone. Gypsum board false ceiling finished with emulsion paint is provided. Wall finishes run up to false ceiling. All cooking bench countertop is fitted with reconstituted stone.

3. Interior Fittings (House)	
Item	**Description**
(a) Doors	**Main Entrance of House** Galvanized mild steel door finished with aluminium cladding at outdoor side and timber veneer at indoor side and fitted with lockset, concealed door closer, eye viewer, flush bolt, door hinge and door stopper. **Carpark entrance door (B1/F)** Solid core fire rated timber door with timber veneer and fitted with lockset, door closer, smoke seal, door hinge and door stopper. **Internal staircase door (B1/F)** Solid core fire rated timber door with timber veneer and fitted with lockset, door closer, smoke seal, door hinge and door stopper. **Kitchen** Solid core fire rated timber door finished with timber veneer and fitted with fire rated glass vision panel, handle, concealed door closer, door hinge and door stopper. **Master Bedroom, Bedroom, Utility Room and Store Room** Hollow core timber door finished with timber veneer and fitted with lockset, door hinge and door stopper. **Master Bathroom (except master bathroom of House 1 to 31 (4, 13, 14 & 24 omitted)), Bathroom and Lavatory** Hollow core timber door finished with timber veneer and fitted with lockset, door hinge and door stopper. Timber louvre is provided for Bathroom and Lavatory without window. **Master bathroom of House 1 to 31 (4, 13, 14 & 24 omitted))** Hollow core timber sliding door finished with timber veneer and fitted with lockset and handle. **Water Closet** Aluminium door with powder coated finish fitted with obscure glass panel, lockset and door hinge. Aluminium louvre is provided **Balcony and terrace** Aluminium framed sliding door finished with fluorocarbon coating fitted with coloured IGU system, lockset and handle. **To private garden** Aluminium framed sliding door finished with fluorocarbon coating fitted with coloured IGU system, lockset and handle. **To flat roof** Aluminium framed sliding door and aluminium framed door (if provided) finished with fluorocarbon coating fitted with coloured IGU system, lockset and handle. **To flat roof at roof floor** Aluminium framed door finished with fluorocarbon coating fitted with coloured IGU system, lockset and handle. **To external A/C unit** Aluminium metal gate with flurocarbon coated finish fitted with lockset and flush bolt.

3. Interior Fittings (House)	
Item	**Description**
(a) Doors	**Door to B1/F electrical cabinet, water meter cabinet, electrical room, pipe duct and telecommunications cabinet.** Solid core fire rated timber door with plastic laminate and fitted with lockset, door closer (electrical room only), smoke seal, door hinge and door stopper. **Door to B1/F plant room protected lobby of House 32, 33 and 35** Solid core fire rated timber door with plastic laminate and fitted with door closer, smoke seal, door hinge and door stopper. **Main entrance gate** Galvanized mild steel gate finished with aluminium cladding fitted with lockset installed at main entrance fence wall.
(b) Bathroom	**Bathroom and Master Bathroom** Wooden mirror cabinet, wooden and stainless steel vanity counter with natural stone countertop. **All lavatories** Mirror, wooden and stainless steel feature vanity counter with natural stone countertop. Applicable to all bathrooms except all master bathroom, bathroom 3 of house 32, 33 & 35 and lavatory i. Fitting and equipment include vitreous wash basin with polished chrome finished basin mixer, vitreous water closet, polished chrome plated towel bar (only applicable to bathrooms with shower cubicle), polished chrome plated robe hook and polished chrome plated toilet paper holder. ii. Cast Iron enamel finish bathtub with polished chrome bath mixer (only applicable to bathrooms with bathtub). Glass shower cubicle with polished chrome shower mixer (only applicable to bathrooms with shower cubicle). iii. Bathtub (only applicable to bathrooms with bathtub) with size 1500mm(L) x 700mm(W) x 418mm(D). iv. Copper pipe is used for cold water supply and copper pipe with insulation is used for hot water supply system. UPVC pipe is used for flushing water supply system. Applicable to all master bathrooms and bathroom 3 of house 32, 33 & 35 i. Fitting and equipment include vitreous wash basin with antique brass colour plated basin mixer, vitreous water closet, antique brass colour plated towel bar (only applicable to bathrooms with shower cubicle), antique brass colour plated robe hook and antique brass colour plated toilet paper holder. ii. Volcanic limestone and resin bathtub with antique brass colour plated bath mixer (for House 32, 33 & 35 only). Cast Iron enamel finish bathtub with antique brass colour plated bath mixer (except House 32, 33 & 35). Glass shower cubicle with antique brass colour plated shower mixer. iii. Bathtub is 1645mm(L) x 741mm(W) x 502mm(D) (for House 32, 33 & 35 only). Bathtub is 1600mm(L) x 700mm(W) x 403mm(D) (except House 32, 33 & 35). iv. Copper pipe is used for cold water supply and copper pipe with insulation is used for hot water supply system. UPVC pipe is used for flushing water supply system. Applicable to lavatory i. Fitting and equipment include vitreous wash basin with black metal colour plated basin mixer, vitreous water closet and black metal colour plated toilet paper holder. ii. Copper pipe is used for cold water supply and copper pipe with insulation is used for hot water supply system. UPVC pipe is used for flushing water supply system.

3. Interior Fittings (House)	
Item	**Description**
(c) Kitchen	Fitted with wooden kitchen cabinet with timber veneer finish, high gloss paint finish and reconstituted stone material countertop. (i) Sink unit: stainless steel (ii) Water supply system Copper pipes is used for cold water supply and copper pipes with thermal insulation is used for hot water supply (iii) Other fittings and equipment Chrome plated hot and cold water sink mixer
(d) Bedroom	No fittings.
(e) Telephone	Telephone outlets are provided. For the location and number of connection points, please refer to the "Schedule of Mechanical & Electrical Provisions of Residential Units".
(f) Aerials	TV/FM outlets for local TV/FM radio programme are provided. For the location and number of connection points, please refer to the "Schedule of Mechanical & Electrical Provisions of Residential Units".
(g) Electrical installations	Three phase electricity supply with miniature circuit breaker distribution board Conduits are partly concealed within concrete and partly exposed. Exposed conduits may be covered or hidden by false ceilings, bulkheads, cabinets, cladding, partition walls, pipe ducts or other materials. For location and number of power points and air-conditioner points, please refer to the "Schedule of Mechanical and Electrical Provisions"
(h) Gas supply	Towngas supply is provided and connected to gas cooking hob and gas water heater. Gas meter connection point provided in individual residential unit.
(i) Washing machine connection point	Water outlet and water inlet connection point are provided for washing machine. For the location of connection point, please refer to the "Schedule of Mechanical and Electrical Provisions"
(j) Water supply	Copper water pipes for cold water supply and copper water pipes with thermal insulation for hot water supply system. UPVC pipes are used for flushing water system. Water pipes are partly concealed with concrete and partly exposed. Exposed pipe may be covered or hidden by false ceilings, bulkheads, cabinets, cladding, partition walls, pipe ducts or other materials. Hot water is available upon operation of water heater.

4. Miscellaneous (House)	
Item	**Description**
(a) Lift	**House Lift (for House no. 32, 33 & 35)** (i) Brand name: KONE Model number: MonoSpace® (ii) Number of lifts: 1 Floor served by the lifts: B1/F – 2/F
(b) Letter box	Aluminium Cladding
(c) Refuse collection	Refuse collection and material recovery chamber is provided at B1/F for collection and removal of refuse by cleaners.
(d) Water meter, electricity meter and gas meter	Separate water meters for each residential unit are provided in water meter cabinet at basement. Separate electricty meters for each residential unit are provided in electrical meter room at basement. Space for separate gas meter is provided in the kitchen of individual residential unit.

5. Security Facilities (House)	
Item	**Description**
Security facilities	**Access control and security system** Smart card / bluetooth access control system is provided in residential entrance areas, residential lift, clubhouse and common flat roof. **CCTV** CCTV are provided at clubhouse, common flat roof and common areas. CCTV is connected to the management office.

The vendor undertakes that if lifts or appliances of the specified name or model number are not installed in the development, lifts or appliances of comparable quality will be installed.

1. 外部裝修物料(洋房)	
細項	描述
(a) 外牆	洋房外牆鋪砌幕牆、玻璃飾面、瓷磚(只適用於1至31號洋房(不設4、13、14及24號洋房))、天然石飾面(只適用於32、33及35號洋房)、鋁質百葉、鋁板、玻璃牆、金屬格柵裝飾及鋁質建築裝飾。
(b) 窗	玻璃幕牆:採用氟碳噴塗鋁質窗框及有色中空玻璃。 適用於客廳、飯廳、睡房(如有幕牆)、主人睡房(如有幕牆)、廚房、家庭房、浴室(如有幕牆)、主人浴室(如有幕牆)。 鋁窗:採用氟碳噴塗鋁質窗框及以下玻璃。 (1) 有色玻璃採用於廚房、浴室、主人浴室及1至31號洋房(不設4、13、14及24號洋房)的前廳的窗(如有)。 (2) 有色中空玻璃採用於32、33及35號洋房的前廳、睡房、主人睡房、家庭房、客廳及飯廳的窗(如有)。 (3) 有色夾層鋼化玻璃採用於前廳天窗(如有天窗)及樓梯天窗。
(c) 窗台	不適用。
(d) 花槽	不適用。
(e) 陽台或露台	露台裝設玻璃護欄及頂欄。 地台鋪砌瓷磚及天然石蓋基欄。 牆身鋪砌瓷磚(只適用於1至31號洋房(不設4、13、14及24號洋房))及天然石材(只適用於32、33及35號洋房)。 天花設鋁質天花。 露台設有蓋(1至31號洋房(不設4、13、14及24號洋房)及32、33及35號洋房主睡房的露台除外)。 不設陽台。
(f) 乾衣設施	不適用。

2. 室內裝修物料(洋房)	
細項	描述
(a) 大堂	**地庫1樓電梯大堂(只適用於32、33及35號洋房)** 牆身於見光處鋪砌天然石髹乳膠漆及不銹鋼板飾面至假天花。 地台鋪砌天然石材。 假天花鋪砌石膏假天花及髹乳膠漆。
(b) 內牆及天花板	**牆身** 客廳、飯廳、主人睡房、睡房外露表面髹乳膠漆。 **天花** 客廳、飯廳、主人睡房、睡房外露表面髹乳膠漆。 假陣為石膏天花髹乳膠漆。
(c) 內部地板	主人睡房及睡房鋪砌複合木地板及木地腳線。 客廳及飯廳鋪砌天然石材。 天然石材於露台、私人花園、前庭及平台門邊。
(d) 浴室	**浴室及主人浴室** 牆身(除檯面櫃、鏡櫃背及假天花以上外)外露部份鋪砌天然石、鋁板(只適用於1及31號洋房主人浴室(不設4、13、14及24號洋房))及不銹鋼飾面(只適用於1及31號洋房主人浴室(不設4、13、14及24號洋房))。 地台(除檯面櫃及浴缸底外)外露部份鋪砌天然石。 假天花鋪砌石膏板髹乳膠漆。 牆身的裝修物料鋪砌至假天花。

2. 室內裝修物料(洋房)	
細項	描述
(d) 浴室	**客廁** 牆身(除檯面櫃、鏡及假天花以上外)外露部份鋪砌天然石、不銹鋼飾面及木皮飾面。 地台外露部份鋪砌天然石。 假天花鋪砌石膏板髹乳膠漆。 牆身的裝修物料鋪砌至假天花。 **洗手間** 牆身(除假天花以上外)外露部份鋪砌瓷磚。 地台外露部份鋪砌瓷磚。 假天花鋪砌鋁質假天花。 牆身的裝修物料鋪砌至假天花。
(e) 廚房	**廚房** 牆身鋪砌瓷磚、天然石材、不銹鋼飾面、玻璃飾面板及木皮飾面(只適用於32、33及35號洋房)(廚櫃背及假天花以上除外)。 地台鋪砌天然石材(廚櫃底除外)。 假天花鋪砌石膏板髹乳膠漆。牆身的裝修物料鋪砌至假天花。 廚房煮食灶台面配有人造合成石。

3. 室內裝置(洋房)	
細項	描述
(a) 門	**洋房大門** 鍍鋅鋼門配有鋁飾面(向單位外部)及木紋裝飾面(向單位內部),裝設門鎖、暗藏氣鼓、防盜眼、門閂、門鉸及門擋。 **地庫1樓停車場入口** 木紋裝飾面實心防火木門,裝設門鎖、氣鼓、防煙條、門鉸及門擋。 **室內樓梯門(地庫1樓)** 木紋裝飾面實心防火木門,裝設門鎖、氣鼓、防煙條、門鉸及門擋。 **廚房門** 木紋裝飾面實心防火木門,裝設防火玻璃小窗、把手、暗藏氣鼓、門鉸及門擋。 **主人睡房門、睡房門、儲物室門及工作間門** 木紋裝飾面空心木門,裝設門鎖、門鉸及門擋。 **主人浴室門(1至31號洋房主人浴室除外(不設4、13、14及24號洋房))、浴室門及客廁門** 木紋裝飾面空心木門,裝設門鎖、門鉸及門擋。 設有木百葉(只適用於無窗浴室及客廁)。 **1至31號洋房主人浴室門(不設4、13、14及24號洋房)** 木紋裝飾面空心木趟門,裝設門鎖及把手。 **洗手間門** 粉末塗層鋁質門,配置半透光玻璃視窗、門鎖、門鉸及鋁質百葉。 **露台門及前庭的門** 鋁框趟門配有氟化炭噴塗鑲有色中空玻璃,裝設門鎖及把手。 **通往私人花園的門** 鋁框趟門配有氟化炭噴塗鑲有色中空玻璃,裝設門鎖及把手。

3. 室內裝置(洋房)	
細項	描述
(a) 門	**通往平台** 鋁框趟門及掩門(如有)配有氟化炭噴塗鑲有色中空玻璃，裝設門鎖及把手。 **通往天台的門** 鋁框掩門配有氟化炭噴塗鑲有色中空玻璃、裝設門鎖及把手。 **通往戶外冷氣機房的門** 鋁閘門配有氟化炭噴塗，裝設門鎖及門閂。 **通往地庫1樓電錶房、水錶櫃、管道槽及電訊櫃** 膠板飾面實心防火木門，裝設門鎖、氣鼓(只適用於電錶房門)、防煙條、門鉸及門擋。 **32、33及35號洋房通往地庫1樓機電房大堂的門** 膠板飾面實心防火木門，裝設氣鼓、防煙條、門鉸及門擋。 **洋房閘門** 於洋房入口設鍍鋅鋼閘配鋁飾面及裝設門鎖。
(b) 浴室	**浴室及主人浴室** 裝設木鏡櫃及配以天然石材檯面之木製及不銹鋼飾面面盆櫃。 **客廁** 裝設鏡及配以天然石材檯面之木製及不銹鋼飾面面盆櫃。 適用於所有浴室(主人浴室、32、33及35號洋房浴室3及客廁除外)： i. 裝置及設備包括陶瓷洗手盆配鍍鉻洗手盆水龍頭，陶瓷坐廁，鍍鉻毛巾架(只適用於有淋浴間的浴室)鍍鉻掛勾及鍍鉻廁紙架。 ii. 搪瓷鑄鐵浴缸配有鍍鉻浴缸龍頭(適用於有浴缸的浴室)。玻璃淋浴間配有鍍鉻淋浴龍頭(只適用於有淋浴間的浴室)。 iii. 浴缸尺寸為(只適用於有浴缸的浴室)1500毫米(長) x 700毫米(闊) x 418毫米(深)。 iv. 冷水供水系統採用銅喉管，熱水供水系統採用隔熱絕緣保護之銅喉管。沖廁供水系統採用膠喉管。 適用於主人浴室及32、33及35號洋房浴室3： i. 裝置及設備包括陶瓷洗手盆配鍍古董黃銅色洗手盆水龍頭、陶瓷坐廁、鍍古董黃銅色毛巾架(只適用於有淋浴間的浴室)、鍍古董黃銅色掛勾及鍍古董黃銅色廁紙架。 ii. 石灰岩及樹脂浴缸配有鍍古董黃銅色浴缸龍頭(只適用於32、33及35號洋房)、搪瓷鑄鐵浴缸配鍍古董黃銅色浴缸龍頭(32、33及35號洋房除外)、玻璃淋浴間配有鍍古董黃銅色淋浴龍頭。 iii. 浴缸尺寸為1645毫米(長) x 741毫米(闊) x 502毫米(深)(只適用於32、33及35號洋房)，浴缸尺寸為1600毫米(長) x 700毫米(闊) x 403毫米(深)(32、33及35號洋房除外)。 iv. 冷水供水系統採用銅喉管，熱水供水系統採用隔熱絕緣保護之銅喉管。沖廁供水系統採用膠喉管。 適用於客廁: i. 裝置及設備包括陶瓷洗手盆配鍍黑金屬色洗手盆水龍頭、陶瓷坐廁及鍍黑金屬色廁紙架。 ii. 冷水供水系統採用銅喉管，熱水供水系統採用隔熱絕緣保護之銅喉管。沖廁供水系統採用膠喉管。
(c) 廚房	選用木製廚櫃配以木紋裝飾面板、高亮光面焗門板及人造合成石檯面。 (i) 洗滌盆：不銹鋼 (ii) 供水系統 冷水喉採用銅喉及熱水喉採用配有隔熱絕緣保護之銅喉管 (iii) 其他裝置及設備 鍍鉻洗滌盆配冷熱水龍頭
(d) 睡房	沒有室內裝置。

3. 室內裝置(洋房)	
細項	描述
(e) 電話	裝設有電話接駁點。 有關接駁點的位置及數目，請參閱「機電裝置數量說明表」。
(f) 天線	裝設有電視及電台天線接駁點。 有關接駁點的位置及數目，請參閱「機電裝置數量說明表」。
(g) 電力裝置	三相電力並裝妥微型斷路器 導管部分隱藏於混凝土內及部分外露。 外露的導管可能被假天花、假陣、貯存櫃、飾面、分間牆、管道槽或其他物料遮蓋或掩藏。 有關電插座及空調機接駁點的位置及數目請參閱「機電裝置數量說明表」
(h) 氣體供應	設有煤氣管道並接駁至煤氣煮食爐及煤氣熱水爐。預留煤氣錶接駁點。
(i) 洗衣機接駁點	提供洗衣機來去水接駁點 有關接駁點的位置，請參閱「機電裝置數量說明表」。
(j) 供水	冷水喉採用銅喉管及熱水喉採用配有隔熱絕緣保護之銅喉管。 沖廁水喉採用膠喉管。 水管部分隱藏於混凝土內及部分外露。外露的水管可能被假天花、假陣、貯存櫃、飾面、分間牆、管道槽或其他物料遮蓋或掩藏。 當熱水爐運作時有熱水供應。

4. 雜項(洋房)	
細項	描述
(a) 升降機	**洋房升降機(只適用於32、33及35號洋房)** (i) 品牌名稱：通力 產品型號：MonoSpace® (ii) 升降機數目：1部 到達的樓層：由地庫1樓至2樓
(b) 信箱	鋁板飾面
(c) 垃圾收集	垃圾收集及物料回收房設於地庫1樓。垃圾由清潔工人收集及運走。
(d) 水錶、電錶及氣體錶	獨立水錶安裝於地庫的水錶櫃。 獨立電錶安裝於地庫之電錶房內。 住宅單位之廚房內預留獨立煤氣錶位置。

5. 保安設施(洋房)	
細項	描述
保安設施	**入口通道控制及保安系統** 住宅入口大堂、住宅升降機、會所及公用平台均裝有智能卡/藍牙通道控制系統。 **閉路電視** 會所、公用平台及公用地方均設有閉路電視連接住管理處。

賣方承諾如發展項目中沒有安裝指明的品牌名稱或產品型號的升降機或設備，便會安裝品質相若的升降機或設備。

APPLIANCES SCHEDULE – EXHAUST AIR FANS 設備說明表 – 抽氣扇

Location 位置	Brand Name 品牌	Model Number 型號	Tower 1A 第1A座													
			G/F & UG/F 地下及高層地下			1/F 1樓		2/F – 3/F, 5/F – 12/F & 15/F – 19/F 2樓至3樓、5樓至12樓及15樓至19樓						20/F 20樓		
			A	B	C	D	E	A	B	C	D	E	F	A	B	C
Kitchen or Open Kitchen 廚房或開放式廚房	GELEC	DPT10-24H	–	–	–	–	–	v	v	v	–	–	–	v	–	–
		DPT15-45H	v	v	v	v	v	–	–	–	v	v	v	–	v	v
Master Bathroom 主人浴室		DPT10-24H	v	v	v	–	–	–	–	–	–	–	–	–	–	v
Bathroom 1 浴室1		DPT10-24H	v	v	v	v	v	v	v	v	v	v	v	v	v	v
Bathroom 2 浴室2		DPT10-24H	v	v	v	v	v	–	–	–	–	v	v	–	–	–
Bathroom 3 浴室3		DPT10-24H	v	v	v	–	–	–	–	–	–	–	–	–	–	v
Lavatory 客廁		DPT10-24H	–	–	–	–	–	–	–	–	–	–	–	–	–	v
Water Closet 洗手間		DPT10-24H	v	v	v	–	–	–	–	–	–	–	–	–	–	v

Location 位置	Brand Name 品牌	Model Number 型號	Tower 1B 第1B座																	
			G/F & UG/F 地下及高層地下			1/F 1樓			2/F – 3/F, 5/F – 12/F & 15/F – 18/F 2樓至3樓、5樓至12樓及15樓至18樓							19/F 19樓			20/F 20樓	
			A	B	C	D	E	F	A	B	C	D	E	F	G	A	B	C	A	B
Kitchen or Open Kitchen 廚房或開放式廚房	GELEC	DPT10-24H	–	–	–	–	–	–	v	v	v	–	–	–	–	–	–	–	–	–
		DPT15-45H	v	v	v	v	v	v	–	–	–	v	v	v	v	v	v	v	v	v
Master Bathroom 主人浴室		DPT10-24H	v	v	v	v	–	–	–	–	–	–	v	–	–	v	–	–	v	v
Bathroom 1 浴室1		DPT10-24H	v	v	v	v	v	v	v	v	v	v	v	v	v	v	v	v	v	v
Bathroom 2 浴室2		DPT10-24H	v	v	v	v	v	v	–	–	–	–	v	v	v	v	v	v	v	–
Bathroom 3 浴室3		DPT10-24H	v	v	v	–	–	–	–	–	–	–	–	–	–	–	–	–	–	–
Lavatory 客廁		DPT10-24H	–	–	–	–	–	–	–	–	–	–	–	–	–	–	–	–	v	–
Water Closet 洗手間		DPT10-24H	v	v	v	v	–	–	–	–	–	–	v	–	–	v	–	–	v	v

Notes:

1. The symbol " v " as shown in the above table denotes such appliance(s) is/are provided and/or installed in the residential unit.
2. The symbol " – " as shown in the above table denotes "Not provided".

備註：

1. 上表「v」代表此設備於該住宅單位內提供及/或安裝。
2. 上表「–」代表「不提供」。

APPLIANCES SCHEDULE – EXHAUST AIR FANS 設備說明表 – 抽氣扇

Location 位置	Brand Name 品牌	Model Number 型號	Tower 2A 第2A座																
			LG/F & G/F 低層地下及地下			UG/F 高層地下				1/F – 3/F, 5/F – 12/F & 15/F – 18/F 1樓至3樓、5樓至12樓及15樓至18樓						19/F 19樓				20/F 20樓
			A	B	C	A	B	C	D	A	B	C	D	E	F	A	B	C	D	A
Kitchen or Open Kitchen 廚房或開放式廚房	GELEC	DPT10-24H	–	–	–	v	v	v	–	v	v	v	–	–	–	v	v	–	–	–
		DPT15-45H	v	v	v	–	–	–	v	–	–	–	v	v	v	–	–	v	v	v
Master Bathroom 主人浴室		DPT10-24H	v	v	v	–	–	–	–	–	–	–	–	–	–	–	–	–	–	v
Bathroom 1 浴室1		DPT10-24H	v	v	v	v	v	v	v	v	v	v	v	v	v	v	v	v	v	v
Bathroom 2 浴室2		DPT10-24H	v	v	v	–	–	–	–	–	–	–	–	v	v	–	–	v	v	–
Bathroom 3 浴室3		DPT10-24H	v	v	v	–	–	–	–	–	–	–	–	–	–	–	–	–	–	v
Lavatory 客廁		DPT10-24H	–	–	–	–	–	–	–	–	–	–	–	–	–	–	–	–	–	v
Water Closet 洗手間		DPT10-24H	v	v	v	–	–	–	–	–	–	–	–	–	–	–	–	–	–	v

Location 位置	Brand Name 品牌	Model Number 型號	Tower 2B 第2B座																							
			LG/F & G/F 低層地下及地下			UG/F 高層地下					1/F – 3/F, 5/F – 12/F & 15/F – 19/F 1樓至3樓、5樓至12樓及15樓至19樓									20/F 20樓						
			A	B	C	A	B	C	D	E	A	B	C	D	E	F	G	H	J	A	B	C	D	E	F	G
Kitchen or Open Kitchen 廚房或開放式廚房	GELEC	DPT10-24H	–	–	–	v	v	v	v	–	v	v	v	v	–	–	v	–	–	v	v	v	v	–	–	–
		DPT15-45H	v	v	v	–	–	–	–	v	–	–	–	–	v	v	–	v	v	–	–	–	–	v	v	v
Master Bathroom 主人浴室		DPT10-24H	v	v	v	–	–	–	–	–	–	–	–	–	–	–	–	–	–	–	–	–	–	–	v	v
Bathroom 1 浴室1		DPT10-24H	v	v	v	v	v	v	v	v	v	v	v	v	v	v	v	v	v	v	v	v	v	v	v	v
Bathroom 2 浴室2		DPT10-24H	v	v	v	–	–	–	–	–	–	–	–	–	–	v	–	v	v	–	–	–	–	–	v	–
Bathroom 3 浴室3		DPT10-24H	v	v	v	–	–	–	–	–	–	–	–	–	–	–	–	–	–	–	–	–	–	–	–	–
Lavatory 客廁		DPT10-24H	–	–	–	–	–	–	–	–	–	–	–	–	–	–	–	–	–	–	–	–	–	–	v	–
Water Closet 洗手間		DPT10-24H	v	v	v	–	–	–	–	–	–	–	–	–	–	–	–	–	–	–	–	–	–	–	v	v

Notes:

1. The symbol " v " as shown in the above table denotes such appliance(s) is/are provided and/or installed in the residential unit.
2. The symbol " – " as shown in the above table denotes "Not provided".

備註：

1. 上表「v」代表此設備於該住宅單位內提供及/或安裝。
2. 上表「–」代表「不提供」。

APPLIANCES SCHEDULE – EXHAUST AIR FANS 設備說明表 – 抽氣扇

Location 位置	Brand Name 品牌	Model Number 型號	Tower 3A 第3A座												
			G/F 地下	UG/F 高層地下		1/F – 3/F, 5/F – 12/F & 15/F – 19/F 1樓至3樓、5樓至12樓及15樓至19樓						20/F 20樓			
			A	A	B	A	B	C	D	E	F	A	B	C	D
Kitchen or Open Kitchen 廚房或開放式廚房	GELEC	DPT10-24H	–	v	v	v	v	–	–	v	–	v	–	–	–
		DPT15-45H	v	–	–	–	–	v	v	–	v	–	v	v	v
Bathroom 浴室		DPT10-24H	–	v	v	v	v	v	v	v	–	v	v	–	–
Bathroom 1 浴室1		DPT10-24H	v	–	–	–	–	–	–	–	v	–	–	v	v
Bathroom 2 浴室2		DPT10-24H	v	–	–	–	–	–	–	–	v	–	–	v	v

Location 位置	Brand Name 品牌	Model Number 型號	Tower 3B 第3B座																
			G/F 地下			UG/F 高層地下				1/F – 3/F, 5/F – 12/F & 15/F – 18/F 1樓至3樓、5樓至12樓及15樓至18樓						19/F 19樓			20/F 20樓
			A	B	C	A	B	C	D	A	B	C	D	E	F	A	B	C	D	A
Kitchen or Open Kitchen 廚房或開放式廚房	GELEC	DPT10-24H	–	–	–	v	v	–	–	v	v	–	–	v	v	v	–	v	v	–
		DPT15-45H	v	v	v	–	–	v	v	–	–	v	v	–	–	–	v	–	–	v
Master Bathroom 主人浴室		DPT10-24H	–	–	–	–	–	–	–	–	–	–	–	–	–	–	–	–	–	v
Bathroom 浴室		DPT10-24H	–	–	–	v	v	–	–	v	v	–	–	v	v	v	–	v	v	–
Bathroom 1 浴室1		DPT10-24H	v	v	v	–	–	v	v	–	–	v	v	–	–	–	v	–	–	v
Bathroom 2 浴室2		DPT10-24H	v	v	v	–	–	v	v	–	–	v	v	–	–	–	v	–	–	v
Bathroom 3 浴室3		DPT10-24H	–	–	–	–	–	–	–	–	–	–	–	–	–	–	–	–	–	v
Water Closet 洗手間		DPT10-24H	–	–	v	–	–	–	–	–	–	–	–	–	–	–	–	–	–	v

Notes:

1. The symbol " v " as shown in the above table denotes such appliance(s) is/are provided and/or installed in the residential unit.
2. The symbol " – " as shown in the above table denotes "Not provided".

備註：

1. 上表「v」代表此設備於該住宅單位內提供及/或安裝。
2. 上表「–」代表「不提供」。

APPLIANCES SCHEDULE – EXHAUST AIR FANS 設備說明表 – 抽氣扇

Location 位置	Brand Name 品牌	Model Number 型號	Tower 5A 第5A座											
			G/F 地下	UG/F 高層地下		1/F – 3/F, 5/F – 12/F & 15/F – 18/F 1樓至3樓、5樓至12樓及15樓至18樓					19/F 19樓			20/F 20樓
			A	A	B	A	B	C	D	E	A	B	C	A
Kitchen or Open Kitchen 廚房或開放式廚房	GELEC	DPT10-24H	–	v	v	v	v	–	v	v	–	v	v	–
		DPT15-45H	v	–	–	–	–	v	–	–	v	–	–	v
Bathroom 浴室		DPT10-24H	–	v	v	v	v	v	v	v	v	v	v	–
Bathroom 1 浴室1		DPT10-24H	v	–	–	–	–	–	–	–	–	–	–	v
Bathroom 2 浴室2		DPT10-24H	v	–	–	–	–	–	–	–	–	–	–	v
Bathroom 3 浴室3		DPT10-24H	–	–	–	–	–	–	–	–	–	–	–	v
Lavatory 客廁		DPT10-24H	–	–	–	–	–	–	–	–	–	–	–	v
Water Closet 洗手間		DPT10-24H	–	–	–	–	–	–	–	–	–	–	–	v

Location 位置	Brand Name 品牌	Model Number 型號	Tower 5B 第5B座																	
			G/F 地下	UG/F 高層地下		1/F – 3/F, 5/F – 12/F & 15/F – 18/F 1樓至3樓、5樓至12樓及15樓至18樓						19/F 19樓					20/F 20樓			
			A	A	B	A	B	C	D	E	F	A	B	C	D	E	A	B	C	D
Kitchen or Open Kitchen 廚房或開放式廚房	GELEC	DPT10-24H	–	v	v	v	v	–	–	v	–	v	–	–	v	–	v	–	–	–
		DPT15-45H	v	–	–	–	–	v	v	–	v	–	v	v	–	v	–	v	v	v
Bathroom 浴室		DPT10-24H	–	v	v	v	v	v	v	v	v	v	v	v	v	v	v	v	v	v
Bathroom 1 浴室1		DPT10-24H	v	–	–	–	–	–	–	–	–	–	–	–	–	–	–	–	v	–
Bathroom 2 浴室2		DPT10-24H	v	–	–	–	–	–	–	–	–	–	–	–	–	–	–	–	–	–

Notes:

1. The symbol " v " as shown in the above table denotes such appliance(s) is/are provided and/or installed in the residential unit.
2. The symbol " – " as shown in the above table denotes "Not provided".

備註：

1. 上表「v」代表此設備於該住宅單位內提供及/或安裝。
2. 上表「–」代表「不提供」。

APPLIANCES SCHEDULE – EXHAUST AIR FANS 設備說明表 – 抽氣扇

Location 位置	Brand Name 品牌	Model Number 型號	Tower 6A 第6A座														
			UG/F 高層地下				1/F – 3/F, 5/F – 12/F & 15/F – 19/F 1樓至3樓、5樓至12樓及15樓至19樓								20/F 20樓		
			A	B	C	D	A	B	C	D	E	F	G	H	A	B	C
Kitchen or Open Kitchen 廚房或開放式廚房	GELEC	DPT10-24H	–	–	v	–	–	–	v	–	–	v	–	–	–	–	–
		DPT15-45H	v	v	–	v	v	v	–	v	v	–	v	v	v	v	v
Master Bathroom 主人浴室		DPT10-24H	–	–	–	–	–	–	–	–	–	–	–	–	–	v	v
Bathroom 浴室		DPT10-24H	v	v	v	v	v	v	v	v	–	v	v	v	v	–	–
Bathroom 1 浴室1		DPT10-24H	–	–	–	–	–	–	–	–	v	–	–	–	–	v	v
Bathroom 2 浴室2		DPT10-24H	–	–	–	–	–	–	–	–	v	–	–	–	–	v	–
Lavatory 客廁		DPT10-24H	–	–	–	–	–	–	–	–	–	–	–	–	–	v	–
Water Closet 洗手間		DPT10-24H	–	–	–	–	–	–	–	–	–	–	–	–	–	v	–

Location 位置	Brand Name 品牌	Model Number 型號	Tower 6B 第6B座																		
			UG/F 高層地下				1/F – 3/F, 5/F – 12/F & 15/F – 18/F 1樓至3樓、5樓至12樓及15樓至18樓								19/F 19樓						20/F 20樓	
			A	B	C	D	A	B	C	D	E	F	G	H	A	B	C	D	E	F	A	B
Kitchen or Open Kitchen 廚房或開放式廚房	GELEC	DPT10-24H	–	–	v	v	–	–	v	v	–	v	–	–	–	–	–	v	–	–	–	–
		DPT15-45H	v	v	–	–	v	v	–	–	v	–	v	v	v	v	v	–	v	v	v	v
Master Bathroom 主人浴室		DPT10-24H	–	–	–	–	–	–	–	–	–	–	–	–	–	–	–	–	–	–	–	v
Bathroom 浴室		DPT10-24H	v	v	v	v	v	v	v	v	–	v	v	v	v	v	–	v	v	v	v	–
Bathroom 1 浴室1		DPT10-24H	–	–	–	–	–	–	–	–	v	–	–	–	–	–	v	–	–	–	–	v
Bathroom 2 浴室2		DPT10-24H	–	–	–	–	–	–	–	–	v	–	–	–	–	–	v	–	–	–	–	v
Lavatory 客廁		DPT10-24H	–	–	–	–	–	–	–	–	–	–	–	–	–	–	–	–	–	–	–	v
Water Closet 洗手間		DPT10-24H	–	–	–	–	–	–	–	–	–	–	–	–	–	–	–	–	–	–	–	v

Notes:

1. The symbol " v " as shown in the above table denotes such appliance(s) is/are provided and/or installed in the residential unit.
2. The symbol " – " as shown in the above table denotes "Not provided".

備註：

1. 上表「v」代表此設備於該住宅單位內提供及/或安裝。
2. 上表「–」代表「不提供」。

APPLIANCES SCHEDULE – EXHAUST AIR FANS 設備說明表 – 抽氣扇

Location 位置	Brand Name 品牌	Model Number 型號	House Type A A 款屋
			House No.1 – 3, 5 – 12, 15 – 23 & 25 – 31 1 號 – 3 號、5 號 – 12 號、15 號 – 23 號及 25 號 – 31 號洋房
Kitchen 廚房	GELEC	DPT20-55H	v
Master Bathroom 主人浴室		DPT10-24H	v
Bathroom 1 浴室 1		DPT10-24H	v
Bathroom 2 浴室 2		DPT10-24H	v
Bathroom 3 浴室 3		DPT10-24H	v
Lavatory 客廁		DPT10-24H	v
Water Closet 洗手間		DPT10-24H	v

Location 位置	Brand Name 品牌	Model Number 型號	House Type C C 款屋
			House No. 32, 33 & 35 32 號、33 號、35 號洋房
Kitchen 廚房	GELEC	DPT20-55H	v
Master Bathroom 主人浴室		DPT10-24H	v
Bathroom 1 浴室 1		DPT10-24H	v
Bathroom 2 浴室 2		DPT10-24H	v
Bathroom 3 浴室 3		DPT10-24H	v
Bathroom 4 浴室 4		DPT10-24H	v
Lavatory 客廁		DPT10-24H	v
Water Closet 洗手間		DPT10-24H	v

Notes:

1. The symbol " v " as shown in the above table denotes such appliance(s) is/are provided and/or installed in the residential unit.
2. The symbol " – " as shown in the above table denotes "Not provided".

備註：

1. 上表「v」代表此設備於該住宅單位內提供及/或安裝。
2. 上表「–」代表「不提供」。

APPLIANCES SCHEDULE – THERMO VENTILATOR 設備說明表 – 浴室寶

Location 位置	Brand Name 品牌	Model Number 型號	Tower 1A 第1A座													
			G/F & UG/F 地下及高層地下			1/F 1樓		2/F – 3/F, 5/F – 12/F & 15/F – 19/F 2樓至3樓、5樓至12樓及15樓至19樓						20/F 20樓		
			A	B	C	D	E	A	B	C	D	E	F	A	B	C
Master Bathroom 主人浴室	Panasonic	FV-40BE2H	v	v	v	–	–	–	–	–	–	–	–	–	–	v
Bathroom 1 浴室1			–	–	–	v	v	v	v	v	v	v	v	v	v	–

Location 位置	Brand Name 品牌	Model Number 型號	Tower 1B 第1B座																	
			G/F & UG/F 地下及高層地下			1/F 1樓			2/F – 3/F, 5/F – 12/F & 15/F – 18/F 2樓至3樓、5樓至12樓及15樓至18樓							19/F 19樓			20/F 20樓	
			A	B	C	D	E	F	A	B	C	D	E	F	G	A	B	C	A	B
Master Bathroom 主人浴室	Panasonic	FV-40BE2H	v	v	v	v	–	–	–	–	–	–	v	–	–	v	–	–	v	v
Bathroom 1 浴室1			–	–	–	–	v	v	v	v	v	v	–	v	v	–	v	v	–	–

Location 位置	Brand Name 品牌	Model Number 型號	Tower 2A 第2A座																	
			LG/F & G/F 低層地下及地下			UG/F 高層地下				1/F – 3/F, 5/F – 12/F & 15/F – 18/F 1樓至3樓、5樓至12樓及15樓至18樓						19/F 19樓				20/F 20樓
			A	B	C	A	B	C	D	A	B	C	D	E	F	A	B	C	D	A
Master Bathroom 主人浴室	Panasonic	FV-40BE2H	v	v	v	–	–	–	–	–	–	–	–	–	–	–	–	–	–	v
Bathroom 1 浴室1			–	–	–	v	v	v	v	v	v	v	v	v	v	v	v	v	v	–

Location 位置	Brand Name 品牌	Model Number 型號	Tower 2B 第2B座																							
			LG/F & G/F 低層地下及地下			UG/F 高層地下					1/F – 3/F, 5/F – 12/F & 15/F – 19/F 1樓至3樓、5樓至12樓及15樓至19樓									20/F 20樓						
			A	B	C	A	B	C	D	E	A	B	C	D	E	F	G	H	J	A	B	C	D	E	F	G
Master Bathroom 主人浴室	Panasonic	FV-40BE2H	v	v	v	–	–	–	–	–	–	–	–	–	–	–	–	–	–	–	–	–	–	–	v	v
Bathroom 1 浴室1			–	–	–	v	v	v	v	v	v	v	v	v	v	–	v	v	v	v	v	v	v	v	–	–
Bathroom 2 浴室2			–	–	–	–	–	–	–	–	–	–	–	–	–	v	–	–	–	–	–	–	–	–	–	–

Notes:

1. The symbol " v " as shown in the above table denotes such appliance(s) is/are provided and/or installed in the residential unit.
2. The symbol " – " as shown in the above table denotes "Not provided".

備註：

1. 上表「v」代表此設備於該住宅單位內提供及/或安裝。
2. 上表「–」代表「不提供」。

APPLIANCES SCHEDULE – THERMO VENTILATOR 設備說明表 – 浴室寶

Location 位置	Brand Name 品牌	Model Number 型號	Tower 3A 第3A座												
			G/F 地下	UG/F 高層地下		1/F – 3/F, 5/F – 12/F & 15/F – 19/F 1樓至3樓、5樓至12樓及15樓至19樓						20/F 20樓			
			A	A	B	A	B	C	D	E	F	A	B	C	D
Bathroom 浴室	Panasonic	FV-40BE2H	–	v	v	v	v	v	v	v	–	v	v	–	–
Bathroom 1 浴室1			v	–	–	–	–	–	–	–	–	–	–	v	–
Bathroom 2 浴室2			–	–	–	–	–	–	–	–	v	–	–	–	v

Location 位置	Brand Name 品牌	Model Number 型號	Tower 3B 第3B座																	
			G/F 地下			UG/F 高層地下				1/F – 3/F, 5/F – 12/F & 15/F – 18/F 1樓至3樓、5樓至12樓及15樓至18樓						19/F 19樓				20/F 20樓
			A	B	C	A	B	C	D	A	B	C	D	E	F	A	B	C	D	A
Master Bathroom 主人浴室	Panasonic	FV-40BE2H	–	–	–	–	–	–	–	–	–	–	–	–	–	–	–	–	–	v
Bathroom 浴室			–	–	–	v	v	–	–	v	v	–	–	v	v	v	–	v	v	–
Bathroom 1 浴室1			–	v	v	–	–	v	v	–	–	v	v	–	–	–	v	–	–	–
Bathroom 2 浴室2			v	–	–	–	–	–	–	–	–	–	–	–	–	–	–	–	–	–

Location 位置	Brand Name 品牌	Model Number 型號	Tower 5A 第5A座											
			G/F 地下	UG/F 高層地下		1/F – 3/F, 5/F – 12/F & 15/F – 18/F 1樓至3樓、5樓至12樓及15樓 至 18樓					19/F 19樓			20/F 20樓
			A	A	B	A	B	C	D	E	A	B	C	A
Bathroom 浴室	Panasonic	FV-40BE2H	–	v	v	v	v	v	v	v	v	v	v	–
Bathroom 1 浴室1			v	–	–	–	–	–	–	–	–	–	–	v

Location 位置	Brand Name 品牌	Model Number 型號	Tower 5B 第5B座																	
			G/F 地下	UG/F 高層地下		1/F – 3/F, 5/F – 12/F & 15/F – 18/F 1樓至3樓、5樓至12樓及15樓至18樓						19/F 19樓					20/F 20樓			
			A	A	B	A	B	C	D	E	F	A	B	C	D	E	A	B	C	D
Bathroom 浴室	Panasonic	FV-40BE2H	–	v	v	v	v	v	v	v	v	v	v	v	v	v	v	v	–	v
Bathroom 1 浴室1			v	–	–	–	–	–	–	–	–	–	–	–	–	–	–	–	v	–

Notes:

1. The symbol " v " as shown in the above table denotes such appliance(s) is/are provided and/or installed in the residential unit.
2. The symbol " – " as shown in the above table denotes "Not provided".

備註：

1. 上表「v」代表此設備於該住宅單位內提供及/或安裝。
2. 上表「–」代表「不提供」。

APPLIANCES SCHEDULE – THERMO VENTILATOR 設備說明表 – 浴室寶

Location 位置	Brand Name 品牌	Model Number 型號	Tower 6A 第6A座														
			UG/F 高層地下				1/F – 3/F, 5/F – 12/F & 15/F – 19/F 1樓至3樓、5樓至12樓及15樓至19樓								20/F 20樓		
			A	B	C	D	A	B	C	D	E	F	G	H	A	B	C
Master Bathroom 主人浴室	Panasonic	FV-40BE2H	–	–	–	–	–	–	–	–	–	–	–	–	–	v	v
Bathroom 浴室			v	v	v	v	v	v	v	v	–	v	v	v	v	–	–
Bathroom 1 浴室1			–	–	–	–	–	–	–	–	v	–	–	–	–	–	–

Location 位置	Brand Name 品牌	Model Number 型號	Tower 6B 第6B座																			
			UG/F 高層地下				1/F – 3/F, 5/F – 12/F & 15/F – 18/F 1樓至3樓、5樓至12樓及15樓至18樓								19/F 19樓						20/F 20樓	
			A	B	C	D	A	B	C	D	E	F	G	H	A	B	C	D	E	F	A	B
Master Bathroom 主人浴室	Panasonic	FV-40BE2H	–	–	–	–	–	–	–	–	–	–	–	–	–	–	–	–	–	–	–	v
Bathroom 浴室			v	v	v	v	v	v	v	v	–	v	v	v	v	v	–	v	v	v	v	–
Bathroom 1 浴室1			–	–	–	–	–	–	–	–	v	–	–	–	–	–	v	–	–	–	–	–

Location 位置	Brand Name 品牌	Model Number (Indoor Unit) 型號(室內機)	House Type A A款屋
			House No.1 – 3, 5 – 12, 15 – 23 & 25 – 31 1號 – 3號、5號 – 12號、15號 – 23號及25號 – 31號洋房
Master Bathroom 主人浴室	Panasonic	FV-40BE2H	v
Bathroom 1 浴室1			v
Bathroom 2 浴室2			v
Bathroom 3 浴室3			v

Location 位置	Brand Name 品牌	Model Number (Indoor Unit) 型號(室內機)	House Type C C款屋
			House No. 32, 33 & 35 32號、33號、35號洋房
Master Bathroom 主人浴室	Panasonic	FV-40BE2H	v
Bathroom 1 浴室1			v
Bathroom 2 浴室2			v
Bathroom 3 浴室3			v
Bathroom 4 浴室4			v

Notes:
1. The symbol " v " as shown in the above table denotes such appliance(s) is/are provided and/or installed in the residential unit.
2. The symbol " – " as shown in the above table denotes "Not provided".

備註：
1. 上表「v」代表此設備於該住宅單位內提供及/或安裝。
2. 上表「–」代表「不提供」。

APPLIANCES SCHEDULE – AIR CONDITIONER (VRV TYPE) 設備說明表 – 冷氣裝置(VRV冷氣機)

Location 位置	Brand Name 品牌	Model Number 型號		Tower 1A 第1A座				Tower 1B 第1B座				
				G/F & UG/F 地下及高層地下			20/F 20樓	G/F & UG/F 地下及高層地下			20/F 20樓	
		Indoor Unit 室內機	Outdoor Unit 室外機	A	B	C	C	A	B	C	A	B
Living / Dining Room 客/飯廳	Daikin 大金	FXAQ32PVE	RJZQ5AAV	–	–	–	–	–	–	–	–	v
		FXAQ32PVE	RJZQ7AAY	v	v	v	–	v	v	v	–	–
		FXAQ40PVE	RJZQ7AAY	–	–	–	v	–	–	–	–	–
		FXAQ50PVE	RJZQ7AAY	–	–	–	–	–	–	–	v	–
Master Bedroom 主人睡房		FXAQ40PVE	RJZQ5AAV	–	–	–	–	–	–	–	–	v
		FXAQ25PVE	RJZQ7AAY	–	–	–	v	–	–	–	–	–
		FXAQ32PVE	RJZQ7AAY	v	v	v	–	v	v	v	v	–
Bedroom 1 睡房1		FXAQ25PVE	RJZQ5AAV	–	–	–	–	–	–	–	–	v
		FXAQ32PVE	RJZQ7AAY	–	–	–	–	–	–	–	v	–
		FXAQ40PVE	RJZQ7AAY	–	–	–	v	–	–	–	–	–
		FXAQ50PVE	RJZQ7AAY	v	v	v	–	v	v	v	–	–
Bedroom 2 睡房2		FXAQ25PVE	RJZQ5AAV	–	–	–	–	–	–	–	–	v
		FXAQ32PVE	RJZQ7AAY	–	–	–	–	–	–	–	v	–
		FXAQ40PVE	RJZQ7AAY	v	v	v	v	v	v	v	–	–
Bedroom 3 睡房3		FXAQ40PVE	RJZQ7AAY	v	v	v	–	v	v	v	–	–
		FXAQ50PVE	RJZQ7AAY	–	–	–	v	–	–	–	v	–
Utility Room 工作間		FXAQ25PVE	RJZQ5AAV	–	–	–	–	–	–	–	–	v
		FXAQ25PVE	RJZQ7AAY	v	v	v	v	v	v	v	v	–

Notes:

1. The symbol " v " as shown in the above table denotes such appliance(s) is/are provided and/or installed in the residential unit.
2. The symbol " – " as shown in the above table denotes "Not provided".

備註：

1. 上表「v」代表此設備於該住宅單位內提供及/或安裝。
2. 上表「–」代表「不提供」。

APPLIANCES SCHEDULE – AIR CONDITIONER (SPLIT TYPE) 設備說明表 – 冷氣裝置(分體式冷氣機)

Location 位置	Brand Name 品牌	Model Number 型號		Tower 1A 第1A座										Tower 1B 第1B座												
				1/F 1樓		2/F – 3/F, 5/F – 12/F & 15/F – 19/F 2樓至3樓、5樓至12樓及15樓至19樓						20/F 20樓		1/F 1樓			2/F – 3/F, 5/F – 12/F & 15/F – 18/F 2樓至3樓、5樓至12樓及15樓至18樓							19/F 19樓		
		Indoor Unit 室內機	Outdoor Unit 室外機	D	E	A	B	C	D	E	F	A	B	D	E	F	A	B	C	D	E	F	G	A	B	C
Living / Dining Room 客/飯廳	Daikin 大金	FTXS25EVMA	3MXS80AA	v	v	–	–	–	v	v	v	–	v	–	v	v	–	–	–	v	–	v*	v*	–	v	v
		FTXS35EVMA	3MXS80AA	–	–	–	–	–	–	–	–	–	–	v	–	–	–	–	–	–	v	–	–	v	–	–
		FTXS50FVMA	3MXS80AA	–	–	v	v	v	–	–	–	v	–	–	–	–	v	v	v	–	–	–	–	–	–	–
Master Bedroom 主人睡房		FTXS25EVMA	3MXS80AA	–	–	–	–	–	–	–	–	–	–	v	–	–	–	v	–	–	v	–	–	v	–	–
		FTXS35EVMA	3MXS80AA	v	v	v	–	–	v	v	v	–	v	–	–	–	–	–	–	v	–	–	–	–	–	–
		FTXS35EVMA8	RXS35EBVMA	–	–	–	v	v	–	–	–	v	–	–	v	v	v	–	v	–	–	v	v	–	v	v
Bedroom 1 睡房1		FTXS25EVMA	3MXS80AA	v	v	–	v	v	v	v	v	v	v	–	v	v	v	–	v	v	–	v*	v*	–	v	v
		FTXS35EVMA	3MXS80AA	–	–	–	–	–	–	–	–	–	–	v	–	–	–	–	–	–	v	–	–	v	–	–
Bedroom 2 睡房2		FTXS25EVMA	3MXS80AA	v	v	–	–	–	–	v	v	–	–	v	v	v	–	–	–	–	v	v*	v*	v	v	v
Bedroom 3 睡房3		FTXS25EVMA	3MXS80AA	–	–	–	–	–	–	–	–	–	–	v	–	–	–	–	–	–	v	–	–	v	–	–
Utility Room 工作間		FTXS25EVMA	3MXS80AA	v	v	–	–	–	–	v	v	–	–	v	–	–	–	–	–	–	v	–	–	v	–	–

* Model no. of indoor unit at 2/F – 8/F is FTXS25EVMA8

* 2/F – 8/F 樓層內的室內機型號為 FTXS25EVMA8

Notes:

1. The symbol " v " as shown in the above table denotes such appliance(s) is/are provided and/or installed in the residential unit.
2. The symbol " – " as shown in the above table denotes "Not provided".

備註：

1. 上表「v」代表此設備於該住宅單位內提供及/或安裝。
2. 上表「–」代表「不提供」。

APPLIANCES SCHEDULE – AIR CONDITIONER (VRV TYPE) 設備說明表 – 冷氣裝置(VRV冷氣機)

Location 位置	Brand Name 品牌	Model Number 型號		Tower 2A 第2A座				Tower 2B 第2B座				
				LG/F & G/F 低層地下及地下			20/F 20樓	LG/F & G/F 低層地下及地下			20/F 20樓	
		Indoor Unit 室內機	Outdoor Unit 室外機	A	B	C	A	A	B	C	F	G
Living / Dining Room 客/飯廳	Daikin 大金	FXAQ32PVE	RJZQ5AAV	–	–	–	–	–	–	–	–	v
		FXAQ32PVE	RJZQ7AAY	v	v	v	–	v	v	v	–	–
		FXAQ40PVE	RJZQ7AAY	–	–	–	v	–	–	–	–	–
		FXAQ50PVE	RJZQ7AAY	–	–	–	–	–	–	–	v	–
Master Bedroom 主人睡房		FXAQ40PVE	RJZQ5AAV	–	–	–	–	–	–	–	–	v
		FXAQ25PVE	RJZQ7AAY	–	–	–	v	–	–	–	–	–
		FXAQ32PVE	RJZQ7AAY	v	v	v	–	v	v	v	v	–
Bedroom 1 睡房1		FXAQ25PVE	RJZQ5AAV	–	–	–	–	–	–	–	–	v
		FXAQ32PVE	RJZQ7AAY	–	–	–	v	–	–	–	v	–
		FXAQ50PVE	RJZQ7AAY	v	v	v	–	v	v	v	–	–
Bedroom 2 睡房2		FXAQ25PVE	RJZQ5AAV	–	–	–	–	–	–	–	–	v
		FXAQ32PVE	RJZQ7AAY	–	–	–	v	–	–	–	v	–
		FXAQ40PVE	RJZQ7AAY	v	v	v	–	v	v	v	–	–
Bedroom 3 睡房3		FXAQ40PVE	RJZQ7AAY	–	–	–	–	–	–	–	v	–
		FXAQ50PVE	RJZQ7AAY	–	–	–	v	–	–	–	–	–
Bedroom 1 on G/F 睡房1於地下		FXAQ40PVE	RJZQ7AAY	v	v	v	–	v	v	v	–	–
Utility Room 工作間		FXAQ25PVE	RJZQ5AAV	–	–	–	–	–	–	–	–	v
		FXAQ25PVE	RJZQ7AAY	v	v	v	v	v	v	v	v	–

Notes:

1. The symbol " v " as shown in the above table denotes such appliance(s) is/are provided and/or installed in the residential unit.
2. The symbol " – " as shown in the above table denotes "Not provided".

備註：

1. 上表「v」代表此設備於該住宅單位內提供及/或安裝。
2. 上表「–」代表「不提供」。

APPLIANCES SCHEDULE – AIR CONDITIONER (SPLIT TYPE) 設備說明表 – 冷氣裝置(分體式冷氣機)

Location 位置	Brand Name 品牌	Model Number 型號		Tower 2A 第2A座													
				UG/F 高層地下				1/F – 3/F, 5/F – 12/F & 15/F – 18/F 1樓至3樓、5樓至12樓及15樓至18樓						19/F 19樓			
		Indoor Unit 室內機	Outdoor Unit 室外機	A	B	C	D	A	B	C	D	E	F	A	B	C	D
Living / Dining Room 客/飯廳	Daikin 大金	FTXS25EVMA	3MXS80AA	–	–	–	v	–	–	–	v	v	v	–	–	v	v
		FTXS50FVMA	3MXS80AA	v	v	v	–	v	v	v	–	–	–	v	v	–	–
Master Bedroom 主人睡房		FTXS35EVMA	3MXS80AA	v	–	–	v	v	–	–	v	v	v	v	–	v	v
		FTXS35EVMA8	RXS35EBVMA	–	v	v	–	–	v	v	–	–	–	–	v	–	–
Bedroom 1 睡房1		FTXS25EVMA	3MXS80AA	–	v	v	v	–	v	v	v	v	v	–	v	v	v
Bedroom 2 睡房2		FTXS25EVMA	3MXS80AA	–	–	–	–	–	–	–	–	v	v	–	–	v	v
Utility Room 工作間		FTXS25EVMA	3MXS80AA	–	–	–	–	–	–	–	–	v	v	–	–	v	v

Location 位置	Brand Name 品牌	Model Number 型號		Tower 2B 第2B座																	
				UG/F 高層地下					1/F – 3/F, 5/F – 12/F & 15/F – 19/F 1樓至3樓、5樓至12樓及15樓至19樓									20/F 20樓				
		Indoor Unit 室內機	Outdoor Unit 室外機	A	B	C	D	E	A	B	C	D	E	F	G	H	J	A	B	C	D	E
Living / Dining Room 客/飯廳	Daikin 大金	FTXS25EVMA	3MXS80AA	–	–	–	–	v	–	–	–	–	v	v	–	v	v	–	–	–	–	v
		FTXS50FVMA	3MXS80AA	v	v	v	v	–	v	v	v	v	–	–	v	–	–	v	v	v	v	–
Master Bedroom 主人睡房		FTXS25EVMA	3MXS80AA	–	–	–	–	–	–	–	–	–	–	–	v	–	–	–	–	–	–	–
		FTXS35EVMA	3MXS80AA	–	v	v	–	v	–	v	v	–	v	v	–	–	–	–	v	v	–	v
		FTXS35EVMA8	RXS35EBVMA	v	–	–	v	–	v	–	–	v	–	–	–	v	v	v	–	–	v	–
Bedroom 1 睡房1		FTXS25EVMA	3MXS80AA	v	–	–	v	v	v	–	–	v	v	–	–	v	v	v	–	–	v	v
Bedroom 2 睡房2		FTXS25EVMA	3MXS80AA	–	–	–	–	–	–	–	–	–	–	v	–	v	v	–	–	–	–	–
Bedroom 3 睡房3		FTXS25EVMA	3MXS80AA	–	–	–	–	–	–	–	–	–	–	v	–	–	–	–	–	–	–	–
Utility Room 工作間		FTXS25EVMA	3MXS80AA	–	–	–	–	–	–	–	–	–	–	v	–	–	–	–	–	–	–	–

Notes:
1. The symbol " v " as shown in the above table denotes such appliance(s) is/are provided and/or installed in the residential unit.
2. The symbol " – " as shown in the above table denotes "Not provided".

備註：
1. 上表「v」代表此設備於該住宅單位內提供及/或安裝。
2. 上表「–」代表「不提供」。

APPLIANCES SCHEDULE – AIR CONDITIONER (VRV TYPE) 設備說明表 – 冷氣裝置(VRV冷氣機)

Location 位置	Brand Name 品牌	Model Number 型號		Tower 3A 第3A座			Tower 3B 第3B座			
				G/F 地下	20/F 20樓		G/F 地下			20/F 20樓
		Indoor Unit 室內機	Outdoor Unit 室外機	A	C	D	A	B	C	A
Living / Dining Room 客/飯廳	Daikin 大金	FXAQ32PVE	RJZQ5AAV	–	–	–	–	v	–	–
		FXAQ40PVE	RJZQ5AAV	v	v	v	v	–	v	–
		FXAQ40PVE	RJZQ7AAY	–	–	–	–	–	–	v
Master Bedroom 主人睡房		FXAQ25PVE	RJZQ5AAV	–	v	–	–	–	–	–
		FXAQ40PVE	RJZQ5AAV	v	–	v	v	–	–	–
		FXAQ50PVE	RJZQ5AAV	–	–	–	–	v	v	–
		FXAQ25PVE	RJZQ7AAY	–	–	–	–	–	–	v
Bedroom 1 睡房1		FXAQ25PVE	RJZQ5AAV	–	v	v	–	–	–	–
		FXAQ32PVE	RJZQ5AAV	v	–	–	v	v	v	–
		FXAQ25PVE	RJZQ7AAY	–	–	–	–	–	–	v
Bedroom 2 睡房2		FXAQ25PVE	RJZQ5AAV	–	v	v	–	–	–	–
		FXAQ32PVE	RJZQ5AAV	v	–	–	v	–	v	–
		FXAQ40PVE	RJZQ5AAV	–	–	–	–	v	–	–
		FXAQ25PVE	RJZQ7AAY	–	–	–	–	–	–	v
Bedroom 3 睡房3		FXAQ50PVE	RJZQ7AAY	–	–	–	–	–	–	v
Utility Room 工作間		FXAQ25PVE	RJZQ5AAV	v	v	v	v	–	v	–
		FXAQ25PVE	RJZQ7AAY	–	–	–	–	–	–	v

Notes:
1. The symbol " v " as shown in the above table denotes such appliance(s) is/are provided and/or installed in the residential unit.
2. The symbol " – " as shown in the above table denotes "Not provided".

備註：
1. 上表「v」代表此設備於該住宅單位內提供及/或安裝。
2. 上表「–」代表「不提供」。

APPLIANCES SCHEDULE – AIR CONDITIONER (SPLIT TYPE) 設備說明表 – 冷氣裝置(分體式冷氣機)

Location 位置	Brand Name 品牌	Model Number 型號		Tower 3A 第3A座										Tower 3B 第3B座													
				UG/F 高層地下		1/F – 3/F, 5/F – 12/F & 15/F – 19/F 1樓至3樓、5樓至12樓及15樓至19樓						20/F 20樓		UG/F 高層地下				1/F – 3/F, 5/F – 12/F & 15/F – 18/F 1樓至3樓、5樓至12樓及15樓至18樓						19/F 19樓			
		Indoor Unit 室內機	Outdoor Unit 室外機	A	B	A	B	C	D	E	F	A	B	A	B	C	D	A	B	C	D	E	F	A	B	C	D
Living / Dining Room 客/飯廳	Daikin 大金	FTXS25EVMA	3MXS80AA	–	–	–	–	v	v	–	v	–	–	–	–	v	v	–	–	v	v	–	–	–	v	–	–
		FTXS50FVMA	3MXS80AA	v	v	v	v	–	–	v	–	v	v	v	v	–	–	v	v	–	–	v	v	v	–	v	v
Master Bedroom 主人睡房		FTXS25EVMA	3MXS80AA	–	–	–	–	–	–	v	–	–	–	–	–	–	–	–	–	–	–	–	v	–	–	–	v
		FTXS35EVMA	3MXS80AA	–	–	–	–	–	v	–	v	–	–	–	–	–	–	–	–	–	–	–	–	–	–	–	–
		FTXS50FVMA	3MXS80AA	–	–	–	–	v	–	–	–	–	–	–	–	–	–	–	–	–	–	–	–	–	–	–	–
		FTXS35EVMA8	RXS35EBVMA	v	v	v	v	–	–	–	–	v	v	v	v	–	–	v	v	–	–	v	–	v	–	v	–
		FTXS50FVMA8	RXS50FVMA	–	–	–	–	–	–	–	–	–	–	–	–	v	v	–	–	v	v	–	–	–	v	–	–
Bedroom 1 睡房1		FTXS25EVMA	3MXS80AA	v	v	v	v	v	v	–	v	v	v	v	v	v	v	v	v	v	v	v	–	v	v	v	–
Bedroom 2 睡房2		FTXS25EVMA	3MXS80AA	–	–	–	–	–	–	–	v	–	–	–	–	v	v	–	–	v	v	–	–	–	v	–	–
Utility Room 工作間		FTXS25EVMA	3MXS80AA	–	–	–	–	–	–	–	v	–	–	–	–	–	–	–	–	–	–	–	–	–	–	–	–

Notes:
1. The symbol " v " as shown in the above table denotes such appliance(s) is/are provided and/or installed in the residential unit.
2. The symbol " – " as shown in the above table denotes "Not provided".

備註：
1. 上表「v」代表此設備於該住宅單位內提供及/或安裝。
2. 上表「–」代表「不提供」。

APPLIANCES SCHEDULE – AIR CONDITIONER (VRV TYPE) 設備說明表 – 冷氣裝置(VRV冷氣機)

Location 位置	Brand Name 品牌	Model Number 型號		Tower 5A 第5A座		Tower 5B 第5B座	
				G/F 地下	20/F 20樓	G/F 地下	20/F 20樓
		Indoor Unit 室內機	Outdoor Unit 室外機	A	A	A	C
Living / Dining Room 客/飯廳	Daikin 大金	FXAQ32PVE	RJZQ5AAV	–	–	–	v
		FXAQ40PVE	RJZQ5AAV	v	–	v	–
		FXAQ40PVE	RJZQ7AAY	–	v	–	–
Master Bedroom 主人睡房		FXAQ25PVE	RJZQ5AAV	–	–	–	v
		FXAQ40PVE	RJZQ5AAV	v	–	v	–
		FXAQ32PVE	RJZQ7AAY	–	v	–	–
Bedroom 1 睡房1		FXAQ25PVE	RJZQ5AAV	v	–	v	v
		FXAQ32PVE	RJZQ7AAY	–	v	–	–
Bedroom 2 睡房2		FXAQ25PVE	RJZQ5AAV	v	–	v	v
		FXAQ32PVE	RJZQ7AAY	–	v	–	–
Bedroom 3 睡房3		FXAQ50PVE	RJZQ7AAY	–	v	–	–
Utility Room 工作間		FXAQ25PVE	RJZQ5AAV	v	–	v	v
		FXAQ25PVE	RJZQ7AAY	–	v	–	–

Notes:
1. The symbol " v " as shown in the above table denotes such appliance(s) is/are provided and/or installed in the residential unit.
2. The symbol " – " as shown in the above table denotes "Not provided".

備註：
1. 上表「v」代表此設備於該住宅單位內提供及/或安裝。
2. 上表「–」代表「不提供」。

APPLIANCES SCHEDULE – AIR CONDITIONER (SPLIT TYPE) 設備說明表 – 冷氣裝置(分體式冷氣機)

Location 位置	Brand Name 品牌	Model Number 型號		Tower 5A 第5A座									
				UG/F 高層地下		1/F – 3/F, 5/F – 12/F & 15/F – 18/F 1樓至3樓、5樓至12樓及15樓至18樓					19/F 19樓		
		Indoor Unit 室內機	Outdoor Unit 室外機	A	B	A	B	C	D	E	A	B	C
Living / Dining Room 客/飯廳	Daikin 大金	FTXS25EVMA	3MXS80AA	–	–	–	–	v	–	–	v	–	–
		FTXS50FVMA	3MXS80AA	v	v	v	v	–	v	v	–	v	v
Master Bedroom 主人睡房		FTXS35EVMA8	RXS35EBVMA	v	–	v	–	v	v	–	v	v	–
		FTXS50FVMA8	RXS50FVMA	–	v	–	v	–	–	–	–	–	–
Bedroom 睡房		FTXS25EVMA	3MXS80AA	–	–	–	–	–	–	v	–	–	–
Bedroom 1 睡房1		FTXS25EVMA	3MXS80AA	v	v	v	v	v	v	–	v	v	v
Bedroom 2 睡房2		FTXS25EVMA	3MXS80AA	–	–	–	–	v	–	–	v	–	–

Location 位置	Brand Name 品牌	Model Number 型號		Tower 5B 第5B座															
				UG/F 高層地下		1/F – 3/F, 5/F – 12/F & 15/F – 18/F 1樓至3樓、5樓至12樓及15樓至18樓						19/F 19樓					20/F 20樓		
		Indoor Unit 室內機	Outdoor Unit 室外機	A	B	A	B	C	D	E	F	A	B	C	D	E	A	B	D
Living / Dining Room 客/飯廳	Daikin 大金	FTXS25EVMA	3MXS80AA	–	–	–	–	v	v	–	v	–	v	v	–	v	–	–	v
		FTXS35EVMA	3MXS80AA	–	–	–	–	–	–	–	–	–	–	–	–	–	–	v	–
		FTXS50FVMA	3MXS80AA	v	v	v	v	–	–	v	–	v	–	–	v	–	v	–	–
Master Bedroom 主人睡房		FTXS25EVMA	3MXS80AA	–	–	–	–	–	–	v	–	–	–	–	v	–	–	–	–
		FTXS35EVMA	3MXS80AA	–	–	–	–	–	v	–	v	–	–	v	–	v	–	–	v
		FTXS50FVMA	3MXS80AA	–	–	–	–	v	–	–	–	–	v	–	–	–	–	v	–
		FTXS35EVMA8	RXS35EBVMA	v	v	v	v	–	–	–	–	v	–	–	–	–	–	–	–
		FTXS50FVMA8	RXS50FVMA	–	–	–	–	–	–	–	–	–	–	–	–	–	v	–	–
Bedroom 1 睡房1		FTXS25EVMA	3MXS80AA	v	v	v	v	v	v	–	v	v	v	v	–	v	–	v	v
		FTXS35EVMA	3MXS80AA	–	–	–	–	–	–	–	–	–	–	–	–	–	v	–	–

Notes:
1. The symbol " v " as shown in the above table denotes such appliance(s) is/are provided and/or installed in the residential unit.
2. The symbol " – " as shown in the above table denotes "Not provided".

備註：
1. 上表「v」代表此設備於該住宅單位內提供及/或安裝。
2. 上表「–」代表「不提供」。

APPLIANCES SCHEDULE – AIR CONDITIONER (VRV TYPE) 設備說明表 – 冷氣裝置(VRV冷氣機)

Location 位置	Brand Name 品牌	Model Number 型號		Tower 6A 第6A座		Tower 6B 第6B座
				20/F 20樓		20/F 20樓
		Indoor Unit 室內機	Outdoor Unit 室外機	B	C	B
Living / Dining Room 客/飯廳	Daikin 大金	FXAQ32PVE	RJZQ5AAV	–	v	–
		FXAQ32PVE	RJZQ6AAV	–	v	–
		FXAQ40PVE	RJZQ7AAY	v	–	v
Master Bedroom 主人睡房		FXAQ32PVE	RJZQ5AAV	–	v	–
		FXAQ32PVE	RJZQ6AAV	–	v	–
		FXAQ25PVE	RJZQ7AAY	v	–	–
		FXAQ32PVE	RJZQ7AAY	–	–	v
Bedroom 1 睡房1		FXAQ32PVE	RJZQ5AAV	–	v	–
		FXAQ25PVE	RJZQ7AAY	–	–	v
		FXAQ32PVE	RJZQ7AAY	v	–	–
Bedroom 2 睡房2		FXAQ32PVE	RJZQ6AAV	–	v	–
		FXAQ25PVE	RJZQ7AAY	–	–	v
		FXAQ32PVE	RJZQ7AAY	v	–	–
Bedroom 3 睡房3		FXAQ50PVE	RJZQ7AAY	v	–	v
Utility Room 工作間		FXAQ25PVE	RJZQ5AAV	–	v	–
		FXAQ25PVE	RJZQ7AAY	v	–	v

Notes:
1. The symbol " v " as shown in the above table denotes such appliance(s) is/are provided and/or installed in the residential unit.
2. The symbol " – " as shown in the above table denotes "Not provided".

備註：
1. 上表「v」代表此設備於該住宅單位內提供及/或安裝。
2. 上表「–」代表「不提供」。

APPLIANCES SCHEDULE – AIR CONDITIONER (SPLIT TYPE) 設備說明表 – 冷氣裝置(分體式冷氣機)

Location 位置	Brand Name 品牌	Model Number 型號		Tower 6A 第6A座																			
				UG/F 高層地下				1/F – 3/F, 5/F – 12/F & 15/F – 18/F 1樓至3樓、5樓至12樓及15樓至18樓								19/F 19樓								20/F 20樓
		Indoor Unit 室內機	Outdoor Unit 室外機	A	B	C	D	A	B	C	D	E	F	G	H	A	B	C	D	E	F	G	H	A
Living / Dining Room 客/飯廳	Daikin 大金	FTXS25EVMA	3MXS80AA	v	v	–	v	v	v	–	v	v	–	v	v	v	v	–	v	v	–	v	v	v
		FTXS50FVMA	3MXS80AA	–	–	v	–	–	–	v	–	–	v	–	–	–	–	v	–	–	v	–	–	–
Master Bedroom 主人睡房		FTXS25EVMA	3MXS80AA	–	–	–	–	–	–	–	–	–	v	–	–	–	–	–	–	–	v	–	–	–
		FTXS35EVMA	3MXS80AA	v	v	–	v	v	v	–	v	v	–	v	v	v	v	–	–	v	–	v	v	v
		FTXS50FVMA	3MXS80AA	–	–	–	–	–	–	–	–	–	–	–	–	–	–	–	v	–	–	–	–	–
		FTXS35EVMA8	RXS35EBVMA	–	–	v	–	–	–	v	–	–	–	–	–	–	–	v	–	–	–	–	–	–
Bedroom 1 睡房1		FTXS25EVMA	3MXS80AA	v	v	v	v	v	v	v	v	v	–	v	v	v	v	v	v	v	–	v	v	v
Bedroom 2 睡房2		FTXS25EVMA	3MXS80AA	–	–	–	–	–	–	–	–	v	–	–	–	–	–	–	–	v	–	–	–	–
Utility Room 工作間		FTXS25EVMA	3MXS80AA	–	–	–	–	–	–	–	–	v	–	–	–	–	–	–	–	v	–	–	–	–

Location 位置	Brand Name 品牌	Model Number 型號		Tower 6B 第6B座																		
				UG/F 高層地下				1/F – 3/F, 5/F – 12/F & 15/F – 18/F 1樓至3樓、5樓至12樓及15樓至18樓								19/F 19樓						20/F 20樓
		Indoor Unit 室內機	Outdoor Unit 室外機	A	B	C	D	A	B	C	D	E	F	G	H	A	B	C	D	E	F	A
Living / Dining Room 客/飯廳	Daikin 大金	FTXS25EVMA	3MXS80AA	v	v	–	v	v	v	–	v	v	–	v	v	v	v	v	–	v	v	v
		FTXS50FVMA	3MXS80AA	–	–	v	–	–	–	v	–	–	v	–	–	–	–	–	v	–	–	–
Master Bedroom 主人睡房		FTXS25EVMA	3MXS80AA	–	–	–	–	–	–	–	–	–	v	–	–	–	–	–	v	–	–	–
		FTXS35EVMA	3MXS80AA	v	v	–	–	v	v	–	–	–	–	v	v	v	v	–	–	v	v	v
		FTXS50FVMA	3MXS80AA	–	–	–	v	–	–	–	v	–	–	–	–	–	–	–	–	–	–	–
		FTXS35EVMA8	RXS35EBVMA	–	–	v	–	–	–	v	–	v	–	–	–	–	–	v	–	–	–	–
Bedroom 1 睡房1		FTXS25EVMA	3MXS80AA	v	v	v	v	v	v	v	v	v	–	v	v	v	v	v	–	v	v	v
Bedroom 2 睡房2		FTXS25EVMA	3MXS80AA	–	–	–	–	–	–	–	–	v	–	–	–	–	–	v	–	–	–	–

Notes:

1. The symbol " v " as shown in the above table denotes such appliance(s) is/are provided and/or installed in the residential unit.
2. The symbol " – " as shown in the above table denotes "Not provided".

備註：

1. 上表「v」代表此設備於該住宅單位內提供及/或安裝。
2. 上表「–」代表「不提供」。

APPLIANCES SCHEDULE – AIR CONDITIONER (VRV TYPE) 設備說明表 – 冷氣裝置(VRV冷氣機)

Location 位置	Brand Name 品牌	Model Number 型號		House Type A A款屋
		Indoor Unit 室內機	Outdoor Unit 室外機	House No.1 – 3, 5 – 12, 15 – 23 & 25 – 31 1號 – 3號、5號 – 12號、15號 – 23號及25號 – 31號洋房
Living / Dining Room / Foyer 客/飯廳/前廳	Daikin 大金	FXDP36QPVC	RUXYQ24BA	v
		FXDP45QPVC		v
		FXDP56QPVC		v
Kitchen 廚房		FXDP45QPVC		v
Family Room 家庭房		FXDP36QPVC		v
Master Bedroom 主人睡房		FXDP36QPVC		v
		FXDP45QPVC		v
Bedroom 1 睡房1		FXDP56QPVC		v
Bedroom 2 睡房2		FXDP56QPVC		v
Bedroom 3 睡房3		FXDP56QPVC		v
Store Room 儲物室		FXAQ25PVE		v
2/F corridor 2樓走廊		FXDP36QPVC		v

Location 位置	Brand Name 品牌	Model Number 型號		House Type C C款屋
		Indoor Unit 室內機	Outdoor Unit 室外機	House No. 32, 33 & 35 32號、33號、35號洋房
Living / Dining Room 客/飯廳	Daikin 大金	FXDP56QPVC	RUXYQ42BA	v
		FXDP71QPVC		v
Kitchen 廚房		FXDP56QPVC		v
Master Bedroom 主人睡房		FXDP56QPVC		v
Bedroom 1 睡房1		FXDP36QPVC		v
Bedroom 2 睡房2		FXDP71QPVC		v
Bedroom 3 睡房3		FXDP45QPVC		v
Bedroom 4 睡房4		FXDP56QPVC		v
1/F Lift Lobby 1樓升降機大堂		FXDP45QPVC		v
2/F Lift Lobby 2樓升降機大堂		FXDP36QPVC		v
Utility Room 工作間		FXAQ25PVE		v

Notes:
1. The symbol " v " as shown in the above table denotes such appliance(s) is/are provided and/or installed in the residential unit.
2. The symbol " – " as shown in the above table denotes "Not provided".

備註：
1. 上表「v」代表此設備於該住宅單位內提供及/或安裝。
2. 上表「–」代表「不提供」。

APPLIANCES SCHEDULE – ELECTRIC WATER HEATERS 設備說明表 – 電熱水器

Location 位置	Appliance 設備	Brand Name 品牌	Model Number 型號	Tower 1A 第1A座													
				G/F & UG/F 地下及高層地下			1/F 1樓		2/F – 3/F, 5/F – 12/F & 15/F – 19/F 2樓至3樓、5樓至12樓及15樓至19樓						20/F 20樓		
				A	B	C	D	E	A	B	C	D	E	F	A	B	C
Kitchen 廚房	Electric Water Heater 電熱水爐	German Pool 德國寶	GPI-M8	–	–	–	v	v	–	–	–	v	v	v	–	v	v
Open Kitchen 開放式廚房	Electric Water Heater 電熱水爐		DEX	–	–	–	–	–	v	v	v	–	–	–	v	–	–
Master Bathroom 主人浴室	Electric Water Heater 電熱水爐		DEX	v	v	v	–	–	–	–	–	–	–	–	–	–	–
	Heater Remote Controller (Electric) 熱水爐遙控器（電）		FXK	v	v	v	–	–	–	–	–	–	–	–	–	–	–
Bathroom 1 浴室1	Electric Water Heater 電熱水爐		DEX	v	v	v	–	–	–	–	–	–	–	–	–	–	–
	Heater Remote Controller (Electric) 熱水爐遙控器（電）		FXK	v	v	v	–	–	v	v	v	–	–	–	v	–	–
Bathroom 2 浴室2	Electric Water Heater 電熱水爐		DEX	v	v	v	–	–	–	–	–	–	–	–	–	–	–
	Heater Remote Controller (Electric) 熱水爐遙控器（電）		FXK	v	v	v	–	–	–	–	–	–	–	–	–	–	–
Bathroom 3 浴室3	Electric Water Heater 電熱水爐		DEX	v	v	v	–	–	–	–	–	–	–	–	–	–	–
	Heater Remote Controller (Electric) 熱水爐遙控器（電）		FXK	v	v	v	–	–	–	–	–	–	–	–	–	–	–
Water Closet 洗手間	Electric Water Heater 電熱水爐		DEX	v	v	v	–	–	–	–	–	–	–	–	–	–	–

Notes:
1. The symbol " v " as shown in the above table denotes such appliance(s) is/are provided and/or installed in the residential unit.
2. The symbol " – " as shown in the above table denotes "Not provided".

備註：
1. 上表「v」代表此設備於該住宅單位內提供及/或安裝。
2. 上表「–」代表「不提供」。

APPLIANCES SCHEDULE – ELECTRIC WATER HEATERS 設備說明表 – 電熱水器

Location 位置	Appliance 設備	Brand Name 品牌	Model Number 型號	Tower 1B 第1B座																
				G/F & UG/F 地下及高層地下			1/F 1樓			2/F – 3/F, 5/F – 12/F & 15/F – 18/F 2樓至3樓、5樓至12樓及15樓至18樓							19/F 19樓			20/F 20樓	
				A	B	C	D	E	F	A	B	C	D	E	F	G	A	B	C	A	B
Kitchen 廚房	Electric Water Heater 電熱水爐	German Pool 德國寶	GPI-M8	–	–	–	–	v	v	–	–	–	v	–	v	v	–	v	v	–	–
Open Kitchen 開放式廚房	Electric Water Heater 電熱水爐		DEX	–	–	–	–	–	–	v	v	v	–	–	–	–	–	–	–	–	–
Master Bathroom 主人浴室	Electric Water Heater 電熱水爐		DEX	v	v	v	–	–	–	–	–	–	–	–	–	–	–	–	–	–	–
	Heater Remote Controller (Electric) 熱水爐遙控器（電）		FXK	v	v	v	–	–	–	–	–	–	–	–	–	–	–	–	–	–	–
Bathroom 1 浴室1	Electric Water Heater 電熱水爐		DEX	v	v	v	–	–	–	–	–	–	–	–	–	–	–	–	–	–	–
	Heater Remote Controller (Electric) 熱水爐遙控器（電）		FXK	v	v	v	–	–	–	v	v	v	–	–	–	–	–	–	–	–	–
Bathroom 2 浴室2	Electric Water Heater 電熱水爐		DEX	v	v	v	–	–	–	–	–	–	–	–	–	–	–	–	–	–	–
	Heater Remote Controller (Electric) 熱水爐遙控器（電）		FXK	v	v	v	–	–	–	–	–	–	–	–	–	–	–	–	–	–	–
Bathroom 3 浴室3	Electric Water Heater 電熱水爐		DEX	v	v	v	–	–	–	–	–	–	–	–	–	–	–	–	–	–	–
	Heater Remote Controller (Electric) 熱水爐遙控器（電）		FXK	v	v	v	–	–	–	–	–	–	–	–	–	–	–	–	–	–	–
Water Closet 洗手間	Electric Water Heater 電熱水爐		DEX	v	v	v	v	–	–	–	–	–	–	–	–	–	–	–	–	v	v
Utility Room 工作間	Electric Water Heater 電熱水爐		DEX	–	–	–	–	–	–	–	–	–	–	v	–	–	v	–	–	–	–

Notes:

1. The symbol " v " as shown in the above table denotes such appliance(s) is/are provided and/or installed in the residential unit.
2. The symbol " – " as shown in the above table denotes "Not provided".

備註：

1. 上表「v」代表此設備於該住宅單位內提供及/或安裝。
2. 上表「–」代表「不提供」。

APPLIANCES SCHEDULE – ELECTRIC WATER HEATERS 設備說明表 – 電熱水器

Location 位置	Appliance 設備	Brand Name 品牌	Model Number 型號	Tower 2A 第2A座																	
				LG/F & G/F 低層地下及地下			UG/F 高層地下				1/F – 3/F, 5/F – 12/F & 15/F – 18/F 1樓至3樓、5樓至12樓及15樓至18樓						19/F 19樓				20/F 20樓
				A	B	C	A	B	C	D	A	B	C	D	E	F	A	B	C	D	A
Kitchen 廚房	Electric Water Heater 電熱水爐	German Pool 德國寶	GPI-M8	–	–	–	–	–	–	v	–	–	–	v	v	v	–	–	v	v	–
Open Kitchen 開放式廚房	Electric Water Heater 電熱水爐		DEX	–	–	–	v	v	v	–	v	v	v	–	–	–	v	v	–	–	–
Master Bathroom 主人浴室	Electric Water Heater 電熱水爐		DEX	v	v	v	–	–	–	–	–	–	–	–	–	–	–	–	–	–	–
	Heater Remote Controller (Electric) 熱水爐遙控器（電）		FXK	v	v	v	–	–	–	–	–	–	–	–	–	–	–	–	–	–	–
Bathroom 1 浴室1	Electric Water Heater 電熱水爐		DEX	v	v	v	–	–	–	–	–	–	–	–	–	–	–	–	–	–	–
	Heater Remote Controller (Electric) 熱水爐遙控器（電）		FXK	v	v	v	v	v	v	–	v	v	v	–	–	–	v	v	–	–	–
Bathroom 2 浴室2	Electric Water Heater 電熱水爐		DEX	v	v	v	–	–	–	–	–	–	–	–	–	–	–	–	–	–	–
	Heater Remote Controller (Electric) 熱水爐遙控器（電）		FXK	v	v	v	–	–	–	–	–	–	–	–	–	–	–	–	–	–	–
Bathroom 3 浴室3	Electric Water Heater 電熱水爐		DEX	v	v	v	–	–	–	–	–	–	–	–	–	–	–	–	–	–	–
	Heater Remote Controller (Electric) 熱水爐遙控器（電）		FXK	v	v	v	–	–	–	–	–	–	–	–	–	–	–	–	–	–	–
Water Closet 洗手間	Electric Water Heater 電熱水爐		DEX	v	v	v	–	–	–	–	–	–	–	–	–	–	–	–	–	–	v

Notes:

1. The symbol " v " as shown in the above table denotes such appliance(s) is/are provided and/or installed in the residential unit.
2. The symbol " – " as shown in the above table denotes "Not provided".

備註：

1. 上表「v」代表此設備於該住宅單位內提供及/或安裝。
2. 上表「–」代表「不提供」。

APPLIANCES SCHEDULE – ELECTRIC WATER HEATERS 設備說明表 – 電熱水器

Location 位置	Appliance 設備	Brand Name 品牌	Model Number 型號	Tower 2B 第2B座																						
				LG/F & G/F 低層地下及地下			UG/F 高層地下					1/F – 3/F, 5/F – 12/F & 15/F – 19/F 1樓至3樓、5樓至12樓及15樓至19樓									20/F 20樓						
				A	B	C	A	B	C	D	E	A	B	C	D	E	F	G	H	J	A	B	C	D	E	F	G
Kitchen 廚房	Electric Water Heater 電熱水爐	German Pool 德國寶	GPI-M8	–	–	–	–	–	–	–	v	–	–	–	–	v	v	–	v	v	–	–	–	–	v	–	–
Open Kitchen 開放式廚房	Electric Water Heater 電熱水爐		DEX	–	–	–	v	v	v	v	–	v	v	v	v	–	–	v	–	–	v	v	v	v	–	–	–
Master Bathroom 主人浴室	Electric Water Heater 電熱水爐		DEX	v	v	v	–	–	–	–	–	–	–	–	–	–	–	–	–	–	–	–	–	–	–	–	–
	Heater Remote Controller (Electric) 熱水爐遙控器（電）		FXK	v	v	v	–	–	–	–	–	–	–	–	–	–	–	–	–	–	–	–	–	–	–	–	–
Bathroom 1 浴室1	Electric Water Heater 電熱水爐		DEX	v	v	v	–	–	–	–	–	–	–	–	–	–	–	–	–	–	–	–	–	–	–	–	–
	Heater Remote Controller (Electric) 熱水爐遙控器（電）		FXK	v	v	v	v	v	v	v	–	v	v	v	v	–	–	v	–	–	v	v	v	v	–	–	–
Bathroom 2 浴室2	Electric Water Heater 電熱水爐		DEX	v	v	v	–	–	–	–	–	–	–	–	–	–	–	–	–	–	–	–	–	–	–	–	–
	Heater Remote Controller (Electric) 熱水爐遙控器（電）		FXK	v	v	v	–	–	–	–	–	–	–	–	–	–	–	–	–	–	–	–	–	–	–	–	–
Bathroom 3 浴室3	Electric Water Heater 電熱水爐		DEX	v	v	v	–	–	–	–	–	–	–	–	–	–	–	–	–	–	–	–	–	–	–	–	–
	Heater Remote Controller (Electric) 熱水爐遙控器（電）		FXK	v	v	v	–	–	–	–	–	–	–	–	–	–	–	–	–	–	–	–	–	–	–	–	–
Water Closet 洗手間	Electric Water Heater 電熱水爐		DEX	v	v	v	–	–	–	–	–	–	–	–	–	–	–	–	–	–	–	–	–	–	–	v	v

Notes:

1. The symbol " v " as shown in the above table denotes such appliance(s) is/are provided and/or installed in the residential unit.
2. The symbol " – " as shown in the above table denotes "Not provided".

備註：

1. 上表「v」代表此設備於該住宅單位內提供及/或安裝。
2. 上表「–」代表「不提供」。

APPLIANCES SCHEDULE – ELECTRIC WATER HEATERS 設備說明表 – 電熱水器

Location 位置	Appliance 設備	Brand Name 品牌	Model Number 型號	Tower 3A 第3A座												
				G/F 地下	UG/F 高層地下		1/F – 3/F, 5/F – 12/F & 15/F – 19/F 1樓至3樓、5樓至12樓及15樓至19樓						20/F 20樓			
				A	A	B	A	B	C	D	E	F	A	B	C	D
Kitchen 廚房	Electric Water Heater 電熱水爐	German Pool 德國寶	GPI-M8	v	–	–	–	–	v	v	–	v	–	v	v	v
Open Kitchen 開放式廚房	Electric Water Heater 電熱水爐		DEX	–	v	v	v	v	–	–	v	–	v	–	–	–
Bathroom 浴室	Heater Remote Controller (Electric) 熱水爐遙控器（電）		FXK	–	v	v	v	v	–	–	v	–	v	–	–	–

Location 位置	Appliance 設備	Brand Name 品牌	Model Number 型號	Tower 3B 第3B座																	
				G/F 地下			UG/F 高層地下				1/F – 3/F, 5/F – 12/F & 15/F – 18/F 1樓至3樓、5樓至12樓及15樓至18樓						19/F 19樓				20/F 20樓
				A	B	C	A	B	C	D	A	B	C	D	E	F	A	B	C	D	A
Kitchen 廚房	Electric Water Heater 電熱水爐	German Pool 德國寶	GPI-M8	v	v	–	–	–	v	v	–	–	v	v	–	–	–	v	–	–	–
Open Kitchen 開放式廚房	Electric Water Heater 電熱水爐		DEX	–	–	–	v	v	–	–	v	v	–	–	v	v	v	–	v	v	–
Bathroom 浴室	Heater Remote Controller (Electric) 熱水爐遙控器（電）		FXK	–	–	–	v	v	–	–	v	v	–	–	v	v	v	–	v	v	–
Water Closet 洗手間	Electric Water Heater 電熱水爐		DEX	–	–	v	–	–	–	–	–	–	–	–	–	–	–	–	–	–	v

Notes:
1. The symbol " v " as shown in the above table denotes such appliance(s) is/are provided and/or installed in the residential unit.
2. The symbol " – " as shown in the above table denotes "Not provided".

備註：
1. 上表「v」代表此設備於該住宅單位內提供及/或安裝。
2. 上表「–」代表「不提供」。

APPLIANCES SCHEDULE – ELECTRIC WATER HEATERS 設備說明表 – 電熱水器

Location 位置	Appliance 設備	Brand Name 品牌	Model Number 型號	Tower 5A 第5A座											
				G/F 地下	UG/F 高層地下		1/F – 3/F, 5/F – 12/F & 15/F – 18/F 1樓至3樓、5樓至12樓及15樓至18樓					19/F 19樓			20/F 20樓
				A	A	B	A	B	C	D	E	A	B	C	A
Kitchen 廚房	Electric Water Heater 電熱水爐	German Pool 德國寶	GPI-M8	v	–	–	–	–	v	–	–	v	–	–	–
Open Kitchen 開放式廚房	Electric Water Heater 電熱水爐		DEX	–	v	v	v	v	–	v	v	–	v	v	–
Bathroom 浴室	Heater Remote Controller (Electric) 熱水爐遙控器（電）		FXK	–	v	v	v	v	–	v	v	–	v	v	–
Water Closet 洗手間	Electric Water Heater 電熱水爐		DEX	–	–	–	–	–	–	–	–	–	–	–	v

Location 位置	Appliance 設備	Brand Name 品牌	Model Number 型號	Tower 5B 第5B座																	
				G/F 地下	UG/F 高層地下		1/F – 3/F, 5/F – 12/F & 15/F – 18/F 1樓至3樓、5樓至12樓及15樓至18樓							19/F 19樓				20/F 20樓			
				A	A	B	A	B	C	D	E	F	A	B	C	D	E	A	B	C	D
Kitchen 廚房	Electric Water Heater 電熱水爐	German Pool 德國寶	GPI-M8	v	–	–	–	–	v	v	–	v	–	v	v	–	v	–	v	v	v
Open Kitchen 開放式廚房	Electric Water Heater 電熱水爐		DEX	–	v	v	v	v	–	–	v	–	v	–	–	v	–	v	–	–	–
Bathroom 浴室	Heater Remote Controller (Electric) 熱水爐遙控器（電）		FXK	–	v	v	v	v	–	–	v	–	v	–	–	v	–	v	–	–	–

Notes:

1. The symbol " v " as shown in the above table denotes such appliance(s) is/are provided and/or installed in the residential unit.
2. The symbol " – " as shown in the above table denotes "Not provided".

備註：

1. 上表「v」代表此設備於該住宅單位內提供及/或安裝。
2. 上表「–」代表「不提供」。

APPLIANCES SCHEDULE – ELECTRIC WATER HEATERS 設備說明表 – 電熱水器

Location 位置	Appliance 設備	Brand Name 品牌	Model Number 型號	Tower 6A 第6A座														
				UG/F 高層地下				1/F – 3/F, 5/F – 12/F & 15/F – 19/F 1樓至3樓、5樓至12樓及15樓至19樓								20/F 20樓		
				A	B	C	D	A	B	C	D	E	F	G	H	A	B	C
Kitchen 廚房	Electric Water Heater 電熱水爐	German Pool 德國寶	GPI-M8	v	v	–	v	v	v	–	v	v	–	v	v	v	–	v
	Electric Water Heater 電熱水爐		DEX	–	–	–	–	–	–	–	–	–	–	–	–	–	v	–
Open Kitchen 開放式廚房	Electric Water Heater 電熱水爐		DEX	–	–	v	–	–	–	v	–	–	v	–	–	–	–	–
Bathroom 浴室	Heater Remote Controller (Electric) 熱水爐遙控器（電）		FXK	–	–	v	–	–	–	v	–	–	v	–	–	–	–	–

Location 位置	Appliance 設備	Brand Name 品牌	Model Number 型號	Tower 6B 第6B座																			
				UG/F 高層地下				1/F – 3/F, 5/F – 12/F & 15/F – 18/F 1樓至3樓、5樓至12樓及15樓至18樓								19/F 19樓						20/F 20樓	
				A	B	C	D	A	B	C	D	E	F	G	H	A	B	C	D	E	F	A	B
Kitchen 廚房	Electric Water Heater 電熱水爐	German Pool 德國寶	GPI-M8	v	v	–	v	v	v	–	v	v	–	v	v	v	v	v	–	v	v	v	–
	Electric Water Heater 電熱水爐		DEX	–	–	–	–	–	–	–	–	–	–	–	–	–	–	–	–	–	–	–	v
Open Kitchen 開放式廚房	Electric Water Heater 電熱水爐		DEX	–	–	v	–	–	–	v	–	–	v	–	–	–	–	–	v	–	–	–	–
Bathroom 浴室	Heater Remote Controller (Electric) 熱水爐遙控器（電）		FXK	–	–	v	–	–	–	v	–	–	v	–	–	–	–	–	v	–	–	–	–

Location 位置	Appliance 設備	Brand Name 品牌	Model Number 型號	House Type A A款屋	House Type C C款屋
				House No.1 – 3, 5 – 12, 15 – 23 & 25 – 31 1號 – 3號、5號 – 12號、15號 – 23號及25號 – 31號洋房	House No. 32, 33 & 35 32號、33號、35號洋房
Water Closet 洗手間	Electric Water Heater 電熱水爐	German Pool 德國寶	DEX	v	v

Notes:

1. The symbol " v " as shown in the above table denotes such appliance(s) is/are provided and/or installed in the residential unit.
2. The symbol " – " as shown in the above table denotes "Not provided".

備註：

1. 上表「v」代表此設備於該住宅單位內提供及/或安裝。
2. 上表「–」代表「不提供」。

APPLIANCES SCHEDULE – GAS WATER HEATERS 設備說明表 – 煤氣熱水器

Location 位置	Appliance 設備	Brand Name 品牌	Model Number 型號	Tower 1A 第1A座													
				G/F & UG/F 地下及高層地下			1/F 1樓		2/F – 3/F, 5/F – 12/F & 15/F – 19/F 2樓至3樓、5樓至12樓及15樓至19樓						20/F 20樓		
				A	B	C	D	E	A	B	C	D	E	F	A	B	C
Kitchen 廚房	Gas Water Heater 煤氣熱水爐	TGC	TSTW160TFL	–	–	–	–	–	–	–	–	v	–	–	–	v	–
			TSTW220TFL	–	–	–	v	–	–	–	–	–	v	–	–	–	–
			TSTW220TFQL	–	–	–	–	v	–	–	–	–	–	v	–	–	v
Master Bathroom 主人浴室	Heater Remote Controller (Gas) 熱水爐遙控器 (煤氣)		RC-929MQ	–	–	–	–	–	–	–	–	–	–	–	–	–	v
Bathroom 1 浴室1	Heater Remote Controller (Gas) 熱水爐遙控器 (煤氣)		RC-929M	–	–	–	v	–	–	–	–	v	v	–	–	v	v
	Heater Remote Controller (Gas) 熱水爐遙控器 (煤氣)		RC-929MQ	–	–	–	–	v	–	–	–	–	–	v	–	–	–
Bathroom 2 浴室2	Heater Remote Controller (Gas) 熱水爐遙控器 (煤氣)		RC-929M	–	–	–	v	v	–	–	–	–	v	v	–	–	–
Bathroom 3 浴室3	Heater Remote Controller (Gas) 熱水爐遙控器 (煤氣)		RC-929MQ	–	–	–	–	–	–	–	–	–	–	–	–	–	v

Location 位置	Appliance 設備	Brand Name 品牌	Model Number 型號	Tower 1B 第1B座																
				G/F & UG/F 地下及高層地下			1/F 1樓			2/F – 3/F, 5/F – 12/F & 15/F – 18/F 2樓至3樓、5樓至12樓及15樓至18樓						19/F 19樓			20/F 20樓	
				A	B	C	D	E	F	A	B	C	D	E	F	G	A	B	C	A	B
Kitchen 廚房	Gas Water Heater 煤氣熱水爐	TGC	TSTW160TFL	–	–	–	–	–	–	–	–	–	v	–	–	–	–	–	–	–	–
			TSTW220TFQL	–	–	–	v	v	v	–	–	–	–	v	v	v	v	v	v	v	v
Master Bathroom 主人浴室	Heater Remote Controller (Gas) 熱水爐遙控器 (煤氣)		RC-929MQ	–	–	–	v	–	–	–	–	–	–	v	–	–	v	–	–	v	v
Bathroom 1 浴室1	Heater Remote Controller (Gas) 熱水爐遙控器 (煤氣)		RC-929M	–	–	–	–	–	–	–	–	–	v	–	–	–	–	–	–	v	v
	Heater Remote Controller (Gas) 熱水爐遙控器 (煤氣)		RC-929MQ	–	–	–	v	v	v	–	–	–	–	v	v	v	v	v	v	–	–
Bathroom 2 浴室2	Heater Remote Controller (Gas) 熱水爐遙控器 (煤氣)		RC-929M	–	–	–	v	v	v	–	–	–	–	v	v	v	v	v	v	–	–
	Heater Remote Controller (Gas) 熱水爐遙控器 (煤氣)		RC-929MQ	–	–	–	–	–	–	–	–	–	–	–	–	–	–	–	–	v	–

Notes:

1. The symbol " v " as shown in the above table denotes such appliance(s) is/are provided and/or installed in the residential unit.
2. The symbol " – " as shown in the above table denotes "Not provided".

備註：

1. 上表「v」代表此設備於該住宅單位內提供及/或安裝。
2. 上表「–」代表「不提供」。

APPLIANCES SCHEDULE – GAS WATER HEATERS 設備說明表 – 煤氣熱水器

Location 位置	Appliance 設備	Brand Name 品牌	Model Number 型號	Tower 2A 第2A座																	
				LG/F & G/F 低層地下及地下			UG/F 高層地下				1/F – 3/F, 5/F – 12/F & 15/F – 18/F 1樓至3樓、5樓至12樓及15樓至18樓						19/F 19樓				20/F 20樓
				A	B	C	A	B	C	D	A	B	C	D	E	F	A	B	C	D	A
Kitchen 廚房	Gas Water Heater 煤氣熱水爐	TGC	TSTW160TFL	–	–	–	–	–	–	v	–	–	–	v	–	–	–	–	–	–	–
			TSTW220TFL	–	–	–	–	–	–	–	–	–	–	–	v	–	–	–	v	–	–
			TSTW220TFQL	–	–	–	–	–	–	–	–	–	–	–	–	v	–	–	–	v	v
Master Bathroom 主人浴室	Heater Remote Controller (Gas) 熱水爐遙控器 (煤氣)		RC-929MQ	–	–	–	–	–	–	–	–	–	–	–	–	–	–	–	–	–	v
Bathroom 1 浴室1	Heater Remote Controller (Gas) 熱水爐遙控器 (煤氣)		RC-929M	–	–	–	–	–	–	v	–	–	–	v	v	–	–	–	v	–	v
	Heater Remote Controller (Gas) 熱水爐遙控器 (煤氣)		RC-929MQ	–	–	–	–	–	–	–	–	–	–	–	–	v	–	–	–	v	–
Bathroom 2 浴室2	Heater Remote Controller (Gas) 熱水爐遙控器 (煤氣)		RC-929M	–	–	–	–	–	–	–	–	–	–	–	v	v	–	–	v	v	–
Bathroom 3 浴室3	Heater Remote Controller (Gas) 熱水爐遙控器 (煤氣)		RC-929MQ	–	–	–	–	–	–	–	–	–	–	–	–	–	–	–	–	–	v

Location 位置	Appliance 設備	Brand Name 品牌	Model Number 型號	Tower 2B 第2B座																						
				LG/F & G/F 低層地下及地下			UG/F 高層地下					1/F – 3/F, 5/F – 12/F & 15/F – 19/F 1樓至3樓、5樓至12樓及15樓至19樓								20/F 20樓						
				A	B	C	A	B	C	D	E	A	B	C	D	E	F	G	H	J	A	B	C	D	E	F	G
Kitchen 廚房	Gas Water Heater 煤氣熱水爐	TGC	TSTW160TFL	–	–	–	–	–	–	–	v	–	–	–	–	v	–	–	–	–	–	–	–	–	v	–	–
			TSTW220TFL	–	–	–	–	–	–	–	–	–	–	–	–	–	v	–	–	–	–	–	–	–	–	–	–
			TSTW220TFQL	–	–	–	–	–	–	–	–	–	–	–	–	–	–	–	v	v	–	–	–	–	–	v	v
Master Bathroom 主人浴室	Heater Remote Controller (Gas) 熱水爐遙控器 (煤氣)		RC-929MQ	–	–	–	–	–	–	–	–	–	–	–	–	–	–	–	–	–	–	–	–	–	–	v	v
Bathroom 1 浴室1	Heater Remote Controller (Gas) 熱水爐遙控器 (煤氣)		RC-929M	–	–	–	–	–	–	–	v	–	–	–	–	v	v	–	–	–	–	–	–	–	v	v	v
	Heater Remote Controller (Gas) 熱水爐遙控器 (煤氣)		RC-929MQ	–	–	–	–	–	–	–	–	–	–	–	–	–	–	–	v	v	–	–	–	–	–	–	–
Bathroom 2 浴室2	Heater Remote Controller (Gas) 熱水爐遙控器 (煤氣)		RC-929M	–	–	–	–	–	–	–	–	–	–	–	–	–	v	–	v	v	–	–	–	–	–	–	–
			RC-929MQ	–	–	–	–	–	–	–	–	–	–	–	–	–	–	–	–	–	–	–	–	–	–	v	–

Notes:

1. The symbol " v " as shown in the above table denotes such appliance(s) is/are provided and/or installed in the residential unit.
2. The symbol " – " as shown in the above table denotes "Not provided".

備註：

1. 上表「v」代表此設備於該住宅單位內提供及/或安裝。
2. 上表「–」代表「不提供」。

APPLIANCES SCHEDULE – GAS WATER HEATERS 設備說明表 – 煤氣熱水器

Location 位置	Appliance 設備	Brand Name 品牌	Model Number 型號	Tower 3A 第3A座												
				G/F 地下	UG/F 高層地下		1/F – 3/F, 5/F – 12/F & 15/F – 19/F 1樓至3樓、5樓至12樓及15樓至19樓						20/F 20樓			
				A	A	B	A	B	C	D	E	F	A	B	C	D
Kitchen 廚房	Gas Water Heater 煤氣熱水爐	TGC	TSTW160TFL	–	–	–	–	–	v	v	–	–	–	v	–	–
			TSTW220TFQL	v	–	–	–	–	–	–	–	v	–	–	v	v
Bathroom 浴室	Heater Remote Controller (Gas) 熱水爐遙控器 (煤氣)		RC-929M	–	–	–	–	–	v	v	–	–	–	v	–	–
Bathroom 1 浴室1	Heater Remote Controller (Gas) 熱水爐遙控器 (煤氣)		RC-929M	–	–	–	–	–	–	–	–	v	–	–	–	v
			RC-929MQ	v	–	–	–	–	–	–	–	–	–	–	v	–
Bathroom 2 浴室2	Heater Remote Controller (Gas) 熱水爐遙控器 (煤氣)		RC-929M	v	–	–	–	–	–	–	–	–	–	–	v	–
			RC-929MQ	–	–	–	–	–	–	–	–	v	–	–	–	v

Location 位置	Appliance 設備	Brand Name 品牌	Model Number 型號	Tower 3B 第3B座																	
				G/F 地下			UG/F 高層地下				1/F – 3/F, 5/F – 12/F & 15/F – 18/F 1樓至3樓、5樓至12樓及15樓至18樓							19/F 19樓				20/F 20樓
				A	B	C	A	B	C	D	A	B	C	D	E	F	A	B	C	D	A
Kitchen 廚房	Gas Water Heater 煤氣熱水爐	TGC	TSTW220TFQL	v	v	v	–	–	v	v	–	–	v	v	–	–	–	v	–	–	v
Master Bathroom 主人浴室	Heater Remote Controller (Gas) 熱水爐遙控器 (煤氣)		RC-929MQ	–	–	–	–	–	–	–	–	–	–	–	–	–	–	–	–	–	v
Bathroom 1 浴室1	Heater Remote Controller (Gas) 熱水爐遙控器 (煤氣)		RC-929M	v	–	–	–	–	–	–	–	–	–	–	–	–	–	–	–	–	v
			RC-929MQ	–	v	v	–	–	v	v	–	–	v	v	–	–	–	v	–	–	–
Bathroom 2 浴室2	Heater Remote Controller (Gas) 熱水爐遙控器 (煤氣)		RC-929M	–	v	v	–	–	v	v	–	–	v	v	–	–	–	v	–	–	–
			RC-929MQ	v	–	–	–	–	–	–	–	–	–	–	–	–	–	–	–	–	–
Bathroom 3 浴室3	Heater Remote Controller (Gas) 熱水爐遙控器 (煤氣)		RC-929MQ	–	–	–	–	–	–	–	–	–	–	–	–	–	–	–	–	–	v

Notes:

1. The symbol " v " as shown in the above table denotes such appliance(s) is/are provided and/or installed in the residential unit.
2. The symbol " – " as shown in the above table denotes "Not provided".

備註：

1. 上表「v」代表此設備於該住宅單位內提供及/或安裝。
2. 上表「–」代表「不提供」。

APPLIANCES SCHEDULE – GAS WATER HEATERS 設備說明表 – 煤氣熱水器

Location 位置	Appliance 設備	Brand Name 品牌	Model Number 型號	Tower 5A 第5A座											
				G/F 地下	UG/F 高層地下		1/F – 3/F, 5/F – 12/F & 15/F – 18/F 1樓至3樓、5樓至12樓及15樓至18樓					19/F 19樓			20/F 20樓
				A	A	B	A	B	C	D	E	A	B	C	A
Kitchen 廚房	Gas Water Heater 煤氣熱水爐	TGC	TSTW160TFL	–	–	–	–	–	v	–	–	v	–	–	–
			TSTW220TFQL	v	–	–	–	–	–	–	–	–	–	–	v
Bathroom 浴室	Heater Remote Controller (Gas) 熱水爐遙控器 (煤氣)		RC-929M	–	–	–	–	–	v	–	–	v	–	–	–
Bathroom 1 浴室1	Heater Remote Controller (Gas) 熱水爐遙控器 (煤氣)		RC-929MQ	v	–	–	–	–	–	–	–	–	–	–	v
Bathroom 2 浴室2	Heater Remote Controller (Gas) 熱水爐遙控器 (煤氣)		RC-929M	v	–	–	–	–	–	–	–	–	–	–	v
Bathroom 3 浴室3	Heater Remote Controller (Gas) 熱水爐遙控器 (煤氣)		RC-929MQ	–	–	–	–	–	–	–	–	–	–	–	v

Location 位置	Appliance 設備	Brand Name 品牌	Model Number 型號	Tower 5B 第5B座																
				G/F 地下	UG/F 高層地下		1/F – 3/F, 5/F – 12/F & 15/F – 18/F 1樓至3樓、5樓至12樓及15樓至18樓						19/F 19樓				20/F 20樓			
				A	A	B	A	B	C	D	E	F	A	B	C	D	E	A	B	C	D
Kitchen 廚房	Gas Water Heater 煤氣熱水爐	TGC	TSTW160TFL	–	–	–	–	–	v	v	–	–	–	v	v	–	–	–	v	–	–
			TSTW160TFQL	–	–	–	–	–	–	–	–	v	–	–	–	–	v	–	–	–	v
			TSTW220TFQL	v	–	–	–	–	–	–	–	–	–	–	–	–	–	–	–	v	–
Bathroom 浴室	Heater Remote Controller (Gas) 熱水爐遙控器 (煤氣)		RC-929M	–	–	–	–	–	v	v	–	–	–	v	v	–	–	–	v	v	–
			RC-929MQ	–	–	–	–	–	–	–	–	v	–	–	–	–	v	–	–	–	v
Bathroom 1 浴室1	Heater Remote Controller (Gas) 熱水爐遙控器 (煤氣)		RC-929MQ	v	–	–	–	–	–	–	–	–	–	–	–	–	–	–	–	v	–
Bathroom 2 浴室2	Heater Remote Controller (Gas) 熱水爐遙控器 (煤氣)		RC-929M	v	–	–	–	–	–	–	–	–	–	–	–	–	–	–	–	–	–

Notes:

1. The symbol " v " as shown in the above table denotes such appliance(s) is/are provided and/or installed in the residential unit.
2. The symbol " – " as shown in the above table denotes "Not provided".

備註：

1. 上表「v」代表此設備於該住宅單位內提供及/或安裝。
2. 上表「–」代表「不提供」。

APPLIANCES SCHEDULE – GAS WATER HEATERS 設備說明表 – 煤氣熱水器

Location 位置	Appliance 設備	Brand Name 品牌	Model Number 型號	Tower 6A 第6A座														
				UG/F 高層地下				1/F – 3/F, 5/F – 12/F & 15/F – 19/F 1樓至3樓、5樓至12樓及15樓至19樓								20/F 20樓		
				A	B	C	D	A	B	C	D	E	F	G	H	A	B	C
Kitchen 廚房	Gas Water Heater 煤氣熱水爐	TGC	TSTW160TFL	–	–	–	v	–	–	–	v	–	–	–	–	–	–	–
			TSTW160TFQL	v	v	–	–	v	v	–	–	–	–	v	v	v	–	v
			TSTW220TFL	–	–	–	–	–	–	–	–	v	–	–	–	–	–	–
			TSTW220TFQL	–	–	–	–	–	–	–	–	–	–	–	–	–	v	v
Master Bathroom 主人浴室	Heater Remote Controller (Gas) 熱水爐遙控器（煤氣）		RC-929MQ	–	–	–	–	–	–	–	–	–	–	–	–	–	v	v
Bathroom 浴室	Heater Remote Controller (Gas) 熱水爐遙控器（煤氣）		RC-929M	–	–	–	v	–	–	–	v	–	–	–	–	–	–	–
	Heater Remote Controller (Gas) 熱水爐遙控器（煤氣）		RC-929MQ	v	v	–	–	v	v	–	–	–	–	v	v	v	–	–
Bathroom 1 浴室1	Heater Remote Controller (Gas) 熱水爐遙控器（煤氣）		RC-929M	–	–	–	–	–	–	–	–	v	–	–	–	–	v	–
	Heater Remote Controller (Gas) 熱水爐遙控器（煤氣）		RC-929MQ	–	–	–	–	–	–	–	–	–	–	–	–	–	–	v
Bathroom 2 浴室2	Heater Remote Controller (Gas) 熱水爐遙控器（煤氣）		RC-929M	–	–	–	–	–	–	–	–	v	–	–	–	–	–	–
			RC-929MQ	–	–	–	–	–	–	–	–	–	–	–	–	–	v	–

Notes:

1. The symbol " v " as shown in the above table denotes such appliance(s) is/are provided and/or installed in the residential unit.
2. The symbol " – " as shown in the above table denotes "Not provided".

備註：

1. 上表「v」代表此設備於該住宅單位內提供及/或安裝。
2. 上表「–」代表「不提供」。

APPLIANCES SCHEDULE – GAS WATER HEATERS 設備說明表 – 煤氣熱水器

Location 位置	Appliance 設備	Brand Name 品牌	Model Number 型號	Tower 6B 第6B座																			
				UG/F 高層地下				1/F – 3/F, 5/F – 12/F & 15/F – 18/F 1樓至3樓、5樓至12樓及15樓至18樓								19/F 19樓						20/F 20樓	
				A	B	C	D	A	B	C	D	E	F	G	H	A	B	C	D	E	F	A	B
Kitchen 廚房	Gas Water Heater 煤氣熱水爐	TGC	TSTW160TFL	–	–	–	v	–	–	–	v	–	–	–	–	–	–	–	–	–	–	–	–
			TSTW160TFQL	v	v	–	–	v	v	–	–	–	–	v	v	v	v	–	–	v	v	v	–
			TSTW220TFL	–	–	–	–	–	–	–	–	v	–	–	–	–	–	v	–	–	–	–	–
			TSTW220TFQL	–	–	–	–	–	–	–	–	–	–	–	–	–	–	–	–	–	–	–	v
Master Bathroom 主人浴室	Heater Remote Controller (Gas) 熱水爐遙控器 (煤氣)		RC-929MQ	–	–	–	–	–	–	–	–	–	–	–	–	–	–	–	–	–	–	–	v
Bathroom 浴室	Heater Remote Controller (Gas) 熱水爐遙控器 (煤氣)		RC-929M	–	–	–	v	–	–	–	v	–	–	–	–	–	–	–	–	–	–	–	–
	Heater Remote Controller (Gas) 熱水爐遙控器 (煤氣)		RC-929MQ	v	v	–	–	v	v	–	–	–	–	v	v	v	v	–	–	v	v	v	–
Bathroom 1 浴室1	Heater Remote Controller (Gas) 熱水爐遙控器 (煤氣)		RC-929M	–	–	–	–	–	–	–	–	v	–	–	–	–	–	v	–	–	–	–	v
Bathroom 2 浴室2	Heater Remote Controller (Gas) 熱水爐遙控器 (煤氣)		RC-929M	–	–	–	–	–	–	–	–	v	–	–	–	–	–	v	–	–	–	–	–
			RC-929MQ	–	–	–	–	–	–	–	–	–	–	–	–	–	–	–	–	–	–	–	v

Notes:

1. The symbol " v " as shown in the above table denotes such appliance(s) is/are provided and/or installed in the residential unit.
2. The symbol " – " as shown in the above table denotes "Not provided".

備註：

1. 上表「v」代表此設備於該住宅單位內提供及/或安裝。
2. 上表「–」代表「不提供」。

APPLIANCES SCHEDULE – GAS WATER HEATERS 設備說明表 – 煤氣熱水器

Location 位置	Appliance 設備	Brand Name 品牌	Model Number 型號	House Type A A款屋	House Type C C款屋
				House No.1 – 3, 5 – 12, 15 – 23 & 25 – 31 1號 – 3號、5號 – 12號、15號 – 23號及25號 – 31號洋房	House No. 32, 33 & 35 32號、33號、35號洋房
Master Bathroom 主人浴室	Gas Water Heater 煤氣熱水爐	TGC	TSTW220TFQL	v	–
			TSTW160TFQL	v	–
	Heater Remote Controller (Gas) 熱水爐遙控器 (煤氣)		RC-929MQ	v	v
Bathroom 1 浴室1	Gas Water Heater 煤氣熱水爐		TSTW220TFQL	v	–
			TSTW220TFL	v	–
	Heater Remote Controller (Gas) 熱水爐遙控器 (煤氣)		RC-929M	v	–
	Heater Remote Controller (Gas) 熱水爐遙控器 (煤氣)		RC-929MQ	–	v
Bathroom 2 浴室2	Heater Remote Controller (Gas) 熱水爐遙控器 (煤氣)		RC-929M	–	v
	Heater Remote Controller (Gas) 熱水爐遙控器 (煤氣)		RC-929MQ	v	–
Bathroom 3 浴室3	Heater Remote Controller (Gas) 熱水爐遙控器 (煤氣)		RC-929M	–	v
	Heater Remote Controller (Gas) 熱水爐遙控器 (煤氣)		RC-929MQ	v	–
Bathroom 4 浴室4	Heater Remote Controller (Gas) 熱水爐遙控器 (煤氣)		RC-929MQ	–	v
2/F Store Room 2樓儲物室	Gas Water Heater 煤氣熱水爐		TSTW160TFL	/	v
			TSTW220TFL	/	v
			TSTW220TFQL	/	v
Flat Roof 私人天台	Gas Water Heater 煤氣熱水爐		TSTW220TFQL	–	v

Notes:
1. The symbol " v " as shown in the above table denotes such appliance(s) is/are provided and/or installed in the residential unit.
2. The symbol " – " as shown in the above table denotes "Not provided".
3. The symbol " / " as shown in the above table denotes "Not applicable".

備註：
1. 上表「v」代表此設備於該住宅單位內提供及/或安裝。
2. 上表「–」代表「不提供」。
3. 上表「/」代表「不適用」。

APPLIANCES SCHEDULE – HOME APPLIANCES 設備說明表 – 家電設備

Location 位置	Appliance 設備	Brand Name 品牌	Model Number 型號	Tower 1A 第1A座													
				G/F – UG/F 地下至高層地下			1/F 1樓		2/F – 3/F, 5/F – 12/F & 15/F – 19/F 2樓至3樓、5樓至12樓及15樓至19樓						20/F 20樓		
				A	B	C	D	E	A	B	C	D	E	F	A	B	C
Living / Dining Room 客/飯廳	Visum (Without Network) （不包括網絡）	Infinitum	EDMRA2360C	v	v	v	v	v	v	v	v	v	v	v	v	v	v
Open Kitchen / Kitchen 開放式廚房/廚房	Video Door Phone 大門對講機	Comelit	6802W Maxi	v	v	v	–	–	–	–	–	–	–	–	–	–	v
	Induction Hob 電磁爐	Miele	CS 1212-1i	–	–	–	v	v	v	v	v	v	v	v	v	v	–
	Gas Hob (2-burner) 雙頭氣體煮食爐	Miele	CS 1013-1	–	–	–	v	v	–	–	–	v	v	v	–	v	–
	Telescopic Cooker Hood 拉趟式抽油煙機	Siemens 西門子	LI67SA530B	–	–	–	–	–	v	v	v	–	–	–	v	–	–
	Telescopic Cooker Hood 拉趟式抽油煙機	Siemens 西門子	LI97SA530B	–	–	–	v	v	–	–	–	v	v	v	–	v	–
	Built-in 2 Doors Refrigerator 嵌入式雙門雪櫃	Siemens 西門子	KI86NAF31K	–	–	–	v	v	–	v	v	v	v	v	v	v	–
	Built-in 1 Door Refrigerator 嵌入式單門雪櫃	Siemens 西門子	KI24LV20HK	–	–	–	–	–	v	–	–	–	–	–	–	–	–
	Built-in Washer Dryer 嵌入式洗衣乾衣機	Siemens 西門子	WK14D321HK	–	–	–	v	v	v	v	v	v	v	v	v	v	–
	Built-in Steam Combination Oven 嵌入式蒸焗爐	Miele	DGC 6400	–	–	–	v	v	v	v	v	v	v	v	v	v	–
	Built-in Full Fridge 嵌入式雪櫃	V-ZUG	KJTir	v	v	v	–	–	–	–	–	–	–	–	–	–	v
	Built-in Full Freezer 嵌入式冰櫃	V-ZUG	KIGTil	v	v	v	–	–	–	–	–	–	–	–	–	–	v
	Washing Machine 前置式洗衣機	V-ZUG	AW2THW	v	v	v	–	–	–	–	–	–	–	–	–	–	v
	Heat Pump Dryer 熱泵式乾衣機	V-ZUG	AT2TWHW	v	v	v	–	–	–	–	–	–	–	–	–	–	v
	Teppan-Yaki 鐵板燒	V-ZUG	GK17TIYSZ	v	v	v	–	–	–	–	–	–	–	–	–	–	v
	2 Burner Gas Hob 雙頭煤氣爐	V-ZUG	GAS321GKBZ	v	v	v	–	–	–	–	–	–	–	–	–	–	v

Notes:
1. The symbol " v " as shown in the above table denotes such appliance(s) is/are provided and/or installed in the residential unit.
2. The symbol " – " as shown in the above table denotes "Not provided".

備註：
1. 上表「v」代表此設備於該住宅單位內提供及/或安裝。
2. 上表「–」代表「不提供」。

APPLIANCES SCHEDULE – HOME APPLIANCES 設備說明表 – 家電設備

Location 位置	Appliance 設備	Brand Name 品牌	Model Number 型號	Tower 1A 第1A座													
				G/F – UG/F 地下至高層地下			1/F 1樓		2/F – 3/F, 5/F – 12/F & 15/F – 19/F 2樓至3樓、5樓至12樓及15樓至19樓						20/F 20樓		
				A	B	C	D	E	A	B	C	D	E	F	A	B	C
Open Kitchen / Kitchen 開放式廚房/廚房	Induction Hob 雙頭電磁爐	V-ZUG	GK26TIMSZ	v	v	v	–	–	–	–	–	–	–	–	–	–	v
	Wall Hood 煙囪式抽油煙機	V-ZUG	DWPQ12g	v	v	v	–	–	–	–	–	–	–	–	–	–	v
	Built-in Steamer 嵌入式蒸爐	V-ZUG	STXSLHg	v	v	v	–	–	–	–	–	–	–	–	–	–	v
	Built-in Oven 嵌入式烤焗爐	V-ZUG	BCSE60g	v	v	v	–	–	–	–	–	–	–	–	–	–	v
	Built-in Wine Cooler 嵌入式酒櫃	V-ZUG	KWUCSL60gr	v	v	v	–	–	–	–	–	–	–	–	–	–	v
	Built-in Coffee Maker 嵌入式咖啡機	V-ZUG	CCSXSL60g	v	v	v	–	–	–	–	–	–	–	–	–	–	v
	Built-in Warming Drawer 嵌入式保溫櫃	V-ZUG	WS60144g	v	v	v	–	–	–	–	–	–	–	–	–	–	v
	Built-in Dishwasher 嵌入式洗碗碟機	V-ZUG	GS60NZvi	v	v	v	–	–	–	–	–	–	–	–	–	–	v
Master Bedroom 主人睡房	Refresh Butler 衣物管家	V-ZUG	TPSRBSLWP22	–	–	–	–	–	–	–	–	–	–	–	–	–	v

Notes:
1. The symbol " v " as shown in the above table denotes such appliance(s) is/are provided and/or installed in the residential unit.
2. The symbol " – " as shown in the above table denotes "Not provided".

備註：
1. 上表「v」代表此設備於該住宅單位內提供及/或安裝。
2. 上表「–」代表「不提供」。

APPLIANCES SCHEDULE – HOME APPLIANCES 設備說明表 – 家電設備

Location 位置	Appliance 設備	Brand Name 品牌	Model Number 型號	Tower 1B 第1B座																
				G/F – UG/F 地下至高層地下			1/F 1樓			2/F – 3/F, 5/F – 12/F & 15/F – 18/F 2樓至3樓、5樓至12樓及15樓至18樓							19/F 19樓			20/F 20樓	
				A	B	C	D	E	F	A	B	C	D	E	F	G	A	B	C	A	B
Living / Dining Room 客/飯廳	Visum (Without Network) （不包括網絡）	Infinitum	EDMRA2360C	v	v	v	v	v	v	v	v	v	v	v	v	v	v	v	v	v	v
Open Kitchen / Kitchen 開放式廚房/廚房	Video Door Phone 大門對講機	Comelit	6802W Maxi	v	v	v	v	–	–	–	–	–	–	v	–	–	v	–	–	v	–
	Induction Hob 電磁爐	Miele	CS 1212-1i	–	–	–	–	v	v	v	v	v	v	–	v	v	–	v	v	–	–
	Gas Hob (2-burner) 雙頭氣體煮食爐	Miele	CS 1013-1	–	–	–	–	v	v	–	–	–	v	–	v	v	–	v	v	–	–
	Telescopic Cooker Hood 拉趟式抽油煙機	Siemens 西門子	LI67SA530B	–	–	–	–	–	–	v	v	v	–	–	–	–	–	–	–	–	–
	Telescopic Cooker Hood 拉趟式抽油煙機	Siemens 西門子	LI97SA530B	–	–	–	–	v	v	–	–	–	v	–	v	v	–	v	v	–	–
	Built-in 2 Doors Refrigerator 嵌入式雙門雪櫃	Siemens 西門子	KI86NAF31K	–	–	–	–	v	v	v	–	v	v	–	v	v	–	v	v	–	–
	Built-in 1 Door Refrigerator 嵌入式單門雪櫃	Siemens 西門子	KI24LV20HK	–	–	–	–	–	–	–	v	–	–	–	–	–	–	–	–	–	–
	Built-in Washer Dryer 嵌入式洗衣乾衣機	Siemens 西門子	WK14D321HK	–	–	–	–	v	v	v	v	v	v	–	v	v	–	v	v	–	–
	Built-in Steam Combination Oven 嵌入式蒸焗爐	Miele	DGC 6400	–	–	–	–	v	v	v	v	v	v	–	v	v	–	v	v	–	–
	Built-in Fridge Freezer 嵌入式雪櫃	V-ZUG	KPRTi	–	–	–	–	–	–	–	–	–	–	–	–	–	–	–	–	–	v
	Built-in Full Fridge 嵌入式雪櫃	V-ZUG	KJTir	v	v	v	v	–	–	–	–	–	–	v	–	–	v	–	–	v	–
	Built-in Full Freezer 嵌入式冰櫃	V-ZUG	KIGTil	v	v	v	v	–	–	–	–	–	–	v	–	–	v	–	–	v	–
	Built-in Washer Dryer Combi 嵌入式二合一洗衣乾衣機	V-ZUG	WAKANCS	–	–	–	–	–	–	–	–	–	–	–	–	–	–	–	–	–	v
	Washing Machine 前置式洗衣機	V-ZUG	AW2THW	v	v	v	v	–	–	–	–	–	–	v	–	–	v	–	–	v	–

Notes:
1. The symbol " v " as shown in the above table denotes such appliance(s) is/are provided and/or installed in the residential unit.
2. The symbol " – " as shown in the above table denotes "Not provided".

備註：
1. 上表「v」代表此設備於該住宅單位內提供及/或安裝。
2. 上表「–」代表「不提供」。

APPLIANCES SCHEDULE – HOME APPLIANCES 設備說明表 – 家電設備

Location 位置	Appliance 設備	Brand Name 品牌	Model Number 型號	Tower 1B 第1B座																
				G/F – UG/F 地下至高層地下			1/F 1樓			2/F – 3/F, 5/F – 12/F & 15/F – 18/F 2樓至3樓、5樓至12樓及15樓至18樓							19/F 19樓			20/F 20樓	
				A	B	C	D	E	F	A	B	C	D	E	F	G	A	B	C	A	B
Open Kitchen / Kitchen 開放式廚房/廚房	Heat Pump Dryer 熱泵式乾衣機	V-ZUG	AT2TWHW	v	v	v	v	–	–	–	–	–	–	v	–	–	v	–	–	v	–
	Teppan-Yaki 鐵板燒	V-ZUG	GK17TIYSZ	v	v	v	v	–	–	–	–	–	–	v	–	–	v	–	–	v	–
	2 Burner Gas Hob 雙頭煤氣爐	V-ZUG	GAS321GKBZ	v	v	v	v	–	–	–	–	–	–	v	–	–	v	–	–	v	v
	Induction Hob 雙頭電磁爐	V-ZUG	GK26TIMSZ	v	v	v	v	–	–	–	–	–	–	v	–	–	v	–	–	v	v
	Wall Hood 煙囪式抽油煙機	V-ZUG	DWPQ9g	–	–	–	–	–	–	–	–	–	–	–	–	–	–	–	–	–	v
	Wall Hood 煙囪式抽油煙機	V-ZUG	DWPQ12g	v	v	v	v	–	–	–	–	–	–	v	–	–	v	–	–	v	–
	Built-in Steamer 嵌入式蒸爐	V-ZUG	STXSLHg	v	v	v	v	–	–	–	–	–	–	v	–	–	v	–	–	v	v
	Built-in Oven 嵌入式烤焗爐	V-ZUG	BCSE60g	v	v	v	v	–	–	–	–	–	–	v	–	–	v	–	–	v	v
	Built-in Wine Cooler 嵌入式酒櫃	GORENJE	XWCIU309BCX	–	–	–	–	–	–	–	–	–	–	–	–	–	–	–	–	–	v
	Built-in Wine Cooler 嵌入式酒櫃	V-ZUG	KWUCSL60gr	v	v	v	v	–	–	–	–	–	–	v	–	–	v	–	–	v	–
	Built-in Coffee Maker 嵌入式咖啡機	V-ZUG	CCSXSL60g	v	v	v	v	–	–	–	–	–	–	v	–	–	v	–	–	v	–
	Built-in Warming Drawer 嵌入式保溫櫃	V-ZUG	WS60144g	v	v	v	v	–	–	–	–	–	–	v	–	–	v	–	–	v	–
	Built-in Dishwasher 嵌入式洗碗碟機	V-ZUG	GS60NZvi	v	v	v	v	–	–	–	–	–	–	v	–	–	v	–	–	v	–
Master Bedroom 主人睡房	Refresh Butler 衣物管家	V-ZUG	TPSRBSLWP22	–	–	–	–	–	–	–	–	–	–	–	–	–	–	–	–	v	–

Notes:
1. The symbol " v " as shown in the above table denotes such appliance(s) is/are provided and/or installed in the residential unit.
2. The symbol " – " as shown in the above table denotes "Not provided".

備註：
1. 上表「v」代表此設備於該住宅單位內提供及/或安裝。
2. 上表「–」代表「不提供」。

APPLIANCES SCHEDULE – HOME APPLIANCES 設備說明表 – 家電設備

Location 位置	Appliance 設備	Brand Name 品牌	Model Number 型號	Tower 2A 第2A座																	
				LG/F – G/F 低層地下至地下			UG/F 高層地下				1/F – 3/F, 5/F – 12/F & 15/F – 18/F 1樓至3樓、5樓至12樓及15樓至18樓						19/F 19樓				20/F 20樓
				A	B	C	A	B	C	D	A	B	C	D	E	F	A	B	C	D	A
Living / Dining Room 客/飯廳	Visum (Without Network) (不包括網絡)	Infinitum	EDMRA2360C	v	v	v	v	v	v	v	v	v	v	v	v	v	v	v	v	v	v
Open Kitchen / Kitchen 開放式廚房/廚房	Video Door Phone 大門對講機	Comelit	6802W Maxi	v	v	v	–	–	–	–	–	–	–	–	–	–	–	–	–	–	v
	Domino 2-Zone Induction Hob 嵌入式電磁爐	Siemens 西門子	EH375FBB1E	–	–	–	v	v	v	v	v	v	v	v	v	v	v	v	v	v	–
	Domino Double Burner 雙頭煤氣煮食爐	Siemens 西門子	ER326BB90X	–	–	–	–	–	–	v	–	–	–	v	v	v	–	–	v	v	–
	Telescopic Cooker Hood 拉趟式抽油煙機	Siemens 西門子	LI67SA530B	–	–	–	v	v	v	–	v	v	v	–	–	–	v	v	–	–	–
	Telescopic Cooker Hood 拉趟式抽油煙機	Siemens 西門子	LI97SA530B	–	–	–	–	–	–	v	–	–	–	v	v	v	–	–	v	v	–
	Built-in 2 Doors Refrigerator 嵌入式雙門雪櫃	Siemens 西門子	KI86NAF31K	–	–	–	–	v	v	v	–	v	v	v	v	v	–	v	v	v	–
	Built-in 1 Door Refrigerator 嵌入式單門雪櫃	Siemens 西門子	KI24LV20HK	–	–	–	v	–	–	–	v	–	–	–	–	–	v	–	–	–	–
	Built-in Washer Dryer 嵌入式洗衣乾衣機	Siemens 西門子	WK14D321HK	–	–	–	v	v	v	v	v	v	v	v	v	v	v	v	v	v	–
	Built-in Combination Steam Oven 嵌入式蒸焗爐	Siemens 西門子	CS656GBS1B	–	–	–	v	v	v	v	v	v	v	v	v	v	v	v	v	v	–
	Built-in Full Fridge 嵌入式雪櫃	V-ZUG	KJTir	v	v	v	–	–	–	–	–	–	–	–	–	–	–	–	–	–	v
	Built-in Full Freezer 嵌入式冰櫃	V-ZUG	KIGTil	v	v	v	–	–	–	–	–	–	–	–	–	–	–	–	–	–	v
	Washing Machine 前置式洗衣機	V-ZUG	AW2THW	v	v	v	–	–	–	–	–	–	–	–	–	–	–	–	–	–	v
	Heat Pump Dryer 熱泵式乾衣機	V-ZUG	AT2TWHW	v	v	v	–	–	–	–	–	–	–	–	–	–	–	–	–	–	v
	Teppan-Yaki 鐵板燒	V-ZUG	GK17TIYSZ	v	v	v	–	–	–	–	–	–	–	–	–	–	–	–	–	–	v
	2 Burner Gas Hob 雙頭煤氣爐	V-ZUG	GAS321GKBZ	v	v	v	–	–	–	–	–	–	–	–	–	–	–	–	–	–	v

Notes:

1. The symbol " v " as shown in the above table denotes such appliance(s) is/are provided and/or installed in the residential unit.
2. The symbol " – " as shown in the above table denotes "Not provided".

備註：

1. 上表「v」代表此設備於該住宅單位內提供及/或安裝。
2. 上表「–」代表「不提供」。

APPLIANCES SCHEDULE – HOME APPLIANCES 設備說明表 – 家電設備

Location 位置	Appliance 設備	Brand Name 品牌	Model Number 型號	Tower 2A 第2A座																	
				LG/F – G/F 低層地下至地下			UG/F 高層地下				1/F – 3/F, 5/F – 12/F & 15/F – 18/F 1樓至3樓、5樓至12樓及15樓至18樓						19/F 19樓				20/F 20樓
				A	B	C	A	B	C	D	A	B	C	D	E	F	A	B	C	D	A
Open Kitchen / Kitchen 開放式廚房/廚房	Induction Hob 雙頭電磁爐	V-ZUG	GK26TIMSZ	v	v	v	–	–	–	–	–	–	–	–	–	–	–	–	–	–	v
	Wall Hood 煙囪式抽油煙機	V-ZUG	DWPQ12g	v	v	v	–	–	–	–	–	–	–	–	–	–	–	–	–	–	v
	Built-in Steamer 嵌入式蒸爐	V-ZUG	STXSLHg	v	v	v	–	–	–	–	–	–	–	–	–	–	–	–	–	–	v
	Built-in Oven 嵌入式烤焗爐	V-ZUG	BCSE60g	v	v	v	–	–	–	–	–	–	–	–	–	–	–	–	–	–	v
	Built-in Wine Cooler 嵌入式酒櫃	V-ZUG	KWUCSL60gr	v	v	v	–	–	–	–	–	–	–	–	–	–	–	–	–	–	v
	Built-in Coffee Maker 嵌入式咖啡機	V-ZUG	CCSXSL60g	v	v	v	–	–	–	–	–	–	–	–	–	–	–	–	–	–	v
	Built-in Warming Drawer 嵌入式保溫櫃	V-ZUG	WS60144g	v	v	v	–	–	–	–	–	–	–	–	–	–	–	–	–	–	v
	Built-in Dishwasher 嵌入式洗碗碟機	V-ZUG	GS60NZvi	v	v	v	–	–	–	–	–	–	–	–	–	–	–	–	–	–	v
Master Bedroom 主人睡房	Refresh Butler 衣物管家	V-ZUG	TPSRBSLWP22	–	–	–	–	–	–	–	–	–	–	–	–	–	–	–	–	–	v

Notes:
1. The symbol " v " as shown in the above table denotes such appliance(s) is/are provided and/or installed in the residential unit.
2. The symbol " – " as shown in the above table denotes "Not provided".

備註：
1. 上表「v」代表此設備於該住宅單位內提供及/或安裝。
2. 上表「–」代表「不提供」。

APPLIANCES SCHEDULE – HOME APPLIANCES 設備說明表 – 家電設備

Location 位置	Appliance 設備	Brand Name 品牌	Model Number 型號	Tower 2B 第2B座																						
				LG/F – G/F 低層地下至地下			UG/F 高層地下					1/F – 3/F, 5/F – 12/F & 15/F – 19/F 1樓至3樓、5樓至12樓及15樓至19樓									20/F 20樓						
				A	B	C	A	B	C	D	E	A	B	C	D	E	F	G	H	J	A	B	C	D	E	F	G
Living / Dining Room 客/飯廳	Visum (Without Network) （不包括網絡）	Infinitum	EDMRA2360C	v	v	v	v	v	v	v	v	v	v	v	v	v	v	v	v	v	v	v	v	v	v	v	v
Open Kitchen / Kitchen 開放式廚房/廚房	Video Door Phone 大門對講機	Comelit	6802W Maxi	v	v	v	–	–	–	–	–	–	–	–	–	–	–	–	–	–	–	–	–	–	–	v	–
	Domino 2-Zone Induction Hob 嵌入式電磁爐	Siemens 西門子	EH375FBB1E	–	–	–	v	v	v	v	v	v	v	v	v	v	v	v	v	v	v	v	v	v	v	–	–
	Domino Double Burner 雙頭煤氣煮食爐	Siemens 西門子	ER326BB90X	–	–	–	–	–	–	–	v	–	–	–	–	v	v	–	v	v	–	–	–	–	v	–	–
	Telescopic Cooker Hood 拉趟式抽油煙機	Siemens 西門子	LI67SA530B	–	–	–	v	v	v	v	–	v	v	v	v	–	–	v	–	–	v	v	v	v	–	–	–
	Telescopic Cooker Hood 拉趟式抽油煙機	Siemens 西門子	LI97SA530B	–	–	–	–	–	–	–	v	–	–	–	–	v	v	–	v	v	–	–	–	–	v	–	–
	Built-in 2 Doors Refrigerator 嵌入式雙門雪櫃	Siemens 西門子	KI86NAF31K	–	–	–	v	–	–	v	v	v	–	–	v	v	v	–	v	v	v	–	–	v	v	–	–
	Built-in 1 Door Refrigerator 嵌入式單門雪櫃	Siemens 西門子	KI24LV20HK	–	–	–	–	v	v	–	–	–	v	v	–	–	–	v	–	–	–	v	v	–	–	–	–
	Built-in Washer Dryer 嵌入式洗衣乾衣機	Siemens 西門子	WK14D321HK	–	–	–	v	v	v	v	v	v	v	v	v	v	v	v	v	v	v	v	v	v	v	–	–
	Built-in Combination Steam Oven 嵌入式蒸焗爐	Siemens 西門子	CS656GBS1B	–	–	–	v	v	v	v	v	v	v	v	v	v	v	v	v	v	v	v	v	v	v	–	–
	Built-in Fridge Freezer 嵌入式雪櫃	V-ZUG	KPRTi	–	–	–	–	–	–	–	–	–	–	–	–	–	–	–	–	–	–	–	–	–	–	–	v
	Built-in Full Fridge 嵌入式雪櫃	V-ZUG	KJTir	v	v	v	–	–	–	–	–	–	–	–	–	–	–	–	–	–	–	–	–	–	–	v	–
	Built-in Full Freezer 嵌入式冰櫃	V-ZUG	KIGTil	v	v	v	–	–	–	–	–	–	–	–	–	–	–	–	–	–	–	–	–	–	–	v	–
	Built-in Washer Dryer Combi 嵌入式二合一洗衣乾衣機	V-ZUG	WAKANCS	–	–	–	–	–	–	–	–	–	–	–	–	–	–	–	–	–	–	–	–	–	–	–	v
	Washing Machine 前置式洗衣機	V-ZUG	AW2THW	v	v	v	–	–	–	–	–	–	–	–	–	–	–	–	–	–	–	–	–	–	–	v	–

Notes:

1. The symbol " v " as shown in the above table denotes such appliance(s) is/are provided and/or installed in the residential unit.
2. The symbol " – " as shown in the above table denotes "Not provided".

備註：

1. 上表「v」代表此設備於該住宅單位內提供及/或安裝。
2. 上表「–」代表「不提供」。

APPLIANCES SCHEDULE – HOME APPLIANCES 設備說明表 – 家電設備

Location 位置	Appliance 設備	Brand Name 品牌	Model Number 型號	Tower 2B 第2B座																						
				LG/F – G/F 低層地下至地下			UG/F 高層地下					1/F – 3/F, 5/F – 12/F & 15/F – 19/F 1樓至3樓、5樓至12樓及15樓至19樓									20/F 20樓						
				A	B	C	A	B	C	D	E	A	B	C	D	E	F	G	H	J	A	B	C	D	E	F	G
Open Kitchen / Kitchen 開放式廚房/廚房	Heat Pump Dryer 熱泵式乾衣機	V-ZUG	AT2TWHW	v	v	v	–	–	–	–	–	–	–	–	–	–	–	–	–	–	–	–	–	–	–	v	–
	Teppan-Yaki 鐵板燒	V-ZUG	GK17TIYSZ	v	v	v	–	–	–	–	–	–	–	–	–	–	–	–	–	–	–	–	–	–	–	v	–
	2 Burner Gas Hob 雙頭煤氣爐	V-ZUG	GAS321GKBZ	v	v	v	–	–	–	–	–	–	–	–	–	–	–	–	–	–	–	–	–	–	–	v	v
	Induction Hob 雙頭電磁爐	V-ZUG	GK26TIMSZ	v	v	v	–	–	–	–	–	–	–	–	–	–	–	–	–	–	–	–	–	–	–	v	v
	Wall Hood 煙囪式抽油煙機	V-ZUG	DWPQ9g	–	–	–	–	–	–	–	–	–	–	–	–	–	–	–	–	–	–	–	–	–	–	–	v
	Wall Hood 煙囪式抽油煙機	V-ZUG	DWPQ12g	v	v	v	–	–	–	–	–	–	–	–	–	–	–	–	–	–	–	–	–	–	–	v	–
	Built-in Steamer 嵌入式蒸爐	V-ZUG	STXSLHg	v	v	v	–	–	–	–	–	–	–	–	–	–	–	–	–	–	–	–	–	–	–	v	v
	Built-in Oven 嵌入式烤焗爐	V-ZUG	BCSE60g	v	v	v	–	–	–	–	–	–	–	–	–	–	–	–	–	–	–	–	–	–	–	v	v
	Built-in Wine Cooler 嵌入式酒櫃	GORENJE	XWCIU309BCX	–	–	–	–	–	–	–	–	–	–	–	–	–	–	–	–	–	–	–	–	–	–	–	v
	Built-in Wine Cooler 嵌入式酒櫃	V-ZUG	KWUCSL60gr	v	v	v	–	–	–	–	–	–	–	–	–	–	–	–	–	–	–	–	–	–	–	v	–
	Built-in Coffee Maker 嵌入式咖啡機	V-ZUG	CCSXSL60g	v	v	v	–	–	–	–	–	–	–	–	–	–	–	–	–	–	–	–	–	–	–	v	–
	Built-in Warming Drawer 嵌入式保溫櫃	V-ZUG	WS60144g	v	v	v	–	–	–	–	–	–	–	–	–	–	–	–	–	–	–	–	–	–	–	v	–
	Built-in Dishwasher 嵌入式洗碗碟機	V-ZUG	GS60NZvi	v	v	v	–	–	–	–	–	–	–	–	–	–	–	–	–	–	–	–	–	–	–	v	–
Master Bedroom 主人睡房	Refresh Butler 衣物管家	V-ZUG	TPSRBSLWP22	–	–	–	–	–	–	–	–	–	–	–	–	–	–	–	–	–	–	–	–	–	–	v	–

Notes:
1. The symbol " v " as shown in the above table denotes such appliance(s) is/are provided and/or installed in the residential unit.
2. The symbol " – " as shown in the above table denotes "Not provided".

備註：
1. 上表「v」代表此設備於該住宅單位內提供及/或安裝。
2. 上表「–」代表「不提供」。

APPLIANCES SCHEDULE – HOME APPLIANCES 設備說明表 – 家電設備

Location 位置	Appliance 設備	Brand Name 品牌	Model Number 型號	Tower 3A 第3A座												
				G/F 地下	UG/F 高層地下		1/F – 3/F, 5/F – 12/F & 15/F – 19/F 1樓至3樓、5樓至12樓及15樓至19樓						20/F 20樓			
				A	A	B	A	B	C	D	E	F	A	B	C	D
Living / Dining Room 客/飯廳	Visum (Without Network) (不包括網絡)	Infinitum	EDMRA2360C	v	v	v	v	v	v	v	v	v	v	v	v	v
Open Kitchen / Kitchen 開放式廚房/廚房	Domino 2-Zone Induction Hob 嵌入式電磁爐	Siemens 西門子	EH375FBB1E	v	v	v	v	v	v	v	v	v	v	v	–	–
	Domino Double Burner 雙頭煤氣煮食爐	Siemens 西門子	ER326BB90X	v	–	–	–	–	v	v	–	v	–	v	–	–
	Telescopic Cooker Hood 拉趟式抽油煙機	Siemens 西門子	LI67SA530B	–	v	v	v	v	–	–	v	–	v	–	–	–
	Telescopic Cooker Hood 拉趟式抽油煙機	Siemens 西門子	LI97SA530B	v	–	–	–	–	v	v	–	v	–	v	–	–
	Built-in 2 Doors Refrigerator 嵌入式雙門雪櫃	Siemens 西門子	KI86NAF31K	v	v	v	v	v	v	v	–	v	v	v	–	–
	Built-in 1 Door Refrigerator 嵌入式單門雪櫃	Siemens 西門子	KI24LV20HK	–	–	–	–	–	–	–	v	–	–	–	–	–
	Built-in Washer Dryer 嵌入式洗衣乾衣機	Siemens 西門子	WK14D321HK	v	v	v	v	v	v	v	v	v	v	v	–	–
	Built-in Combination Steam Oven 嵌入式蒸焗爐	Siemens 西門子	CS656GBS1B	v	v	v	v	v	v	v	v	v	v	v	–	–
	Built-in Fridge Freezer 嵌入式雪櫃	V-ZUG	KPRTi	–	–	–	–	–	–	–	–	–	–	–	v	v
	Built-in Washer Dryer Combi 嵌入式二合一洗衣乾衣機	V-ZUG	WAKANCS	–	–	–	–	–	–	–	–	–	–	–	v	v
	2 Burner Gas Hob 雙頭煤氣爐	V-ZUG	GAS321GKBZ	–	–	–	–	–	–	–	–	–	–	–	v	v
	Induction Hob 雙頭電磁爐	V-ZUG	GK26TIMSZ	–	–	–	–	–	–	–	–	–	–	–	v	v
	Wall Hood 煙囪式抽油煙機	V-ZUG	DWPQ9g	–	–	–	–	–	–	–	–	–	–	–	v	v
	Built-in Steamer 嵌入式蒸爐	V-ZUG	STXSLHg	–	–	–	–	–	–	–	–	–	–	–	v	v
	Built-in Oven 嵌入式烤焗爐	V-ZUG	BCSE60g	–	–	–	–	–	–	–	–	–	–	–	v	v
	Built-in Wine Cooler 嵌入式酒櫃	GORENJE	XWCIU309BCX	–	–	–	–	–	–	–	–	–	–	–	v	v

Notes:
1. The symbol " v " as shown in the above table denotes such appliance(s) is/are provided and/or installed in the residential unit.
2. The symbol " – " as shown in the above table denotes "Not provided".

備註：
1. 上表「v」代表此設備於該住宅單位內提供及/或安裝。
2. 上表「–」代表「不提供」。

APPLIANCES SCHEDULE – HOME APPLIANCES 設備說明表 – 家電設備

Location 位置	Appliance 設備	Brand Name 品牌	Model Number 型號	Tower 3B 第3B座																	
				G/F 地下			UG/F 高層地下				1/F – 3/F, 5/F – 12/F & 15/F – 18/F 1樓至3樓、5樓至12樓及15樓至18樓						19/F 19樓				20/F 20樓
				A	B	C	A	B	C	D	A	B	C	D	E	F	A	B	C	D	A
Living / Dining Room 客/飯廳	Visum (Without Network) (不包括網絡)	Infinitum	EDMRA2360C	v	v	v	v	v	v	v	v	v	v	v	v	v	v	v	v	v	v
Open Kitchen / Kitchen 開放式廚房/廚房	Video Door Phone 大門對講機	Comelit	6802W Maxi	–	–	–	–	–	–	–	–	–	–	–	–	–	–	–	–	–	v
	Domino 2-Zone Induction Hob 嵌入式電磁爐	Siemens 西門子	EH375FBB1E	v	v	v	v	v	v	v	v	v	v	v	v	v	v	v	v	v	–
	Domino Double Burner 雙頭煤氣煮食爐	Siemens 西門子	ER326BB90X	v	v	v	–	–	v	v	–	–	v	v	–	–	–	v	–	–	–
	Telescopic Cooker Hood 拉趟式抽油煙機	Siemens 西門子	LI67SA530B	–	–	–	v	v	–	–	v	v	–	–	v	v	v	–	v	v	–
	Telescopic Cooker Hood 拉趟式抽油煙機	Siemens 西門子	LI97SA530B	v	v	v	–	–	v	v	–	–	v	v	–	–	–	v	–	–	–
	Built-in 2 Doors Refrigerator 嵌入式雙門雪櫃	Siemens 西門子	KI86NAF31K	v	v	v	v	v	v	v	v	v	v	v	v	–	v	v	v	–	–
	Built-in 1 Door Refrigerator 嵌入式單門雪櫃	Siemens 西門子	KI24LV20HK	–	–	–	–	–	–	–	–	–	–	–	–	v	–	–	–	v	–
	Built-in Washer Dryer 嵌入式洗衣乾衣機	Siemens 西門子	WK14D321HK	v	v	v	v	v	v	v	v	v	v	v	v	v	v	v	v	v	–
	Built-in Combination Steam Oven 嵌入式蒸焗爐	Siemens 西門子	CS656GBS1B	v	v	v	v	v	v	v	v	v	v	v	v	v	v	v	v	v	–
	Built-in Full Fridge 嵌入式雪櫃	V-ZUG	KJTir	–	–	–	–	–	–	–	–	–	–	–	–	–	–	–	–	–	v
	Built-in Full Freezer 嵌入式冰櫃	V-ZUG	KIGTil	–	–	–	–	–	–	–	–	–	–	–	–	–	–	–	–	–	v
	Washing Machine 前置式洗衣機	V-ZUG	AW2THW	–	–	–	–	–	–	–	–	–	–	–	–	–	–	–	–	–	v
	Heat Pump Dryer 熱泵式乾衣機	V-ZUG	AT2TWHW	–	–	–	–	–	–	–	–	–	–	–	–	–	–	–	–	–	v
	Teppan-Yaki 鐵板燒	V-ZUG	GK17TIYSZ	–	–	–	–	–	–	–	–	–	–	–	–	–	–	–	–	–	v
	2 Burner Gas Hob 雙頭煤氣爐	V-ZUG	GAS321GKBZ	–	–	–	–	–	–	–	–	–	–	–	–	–	–	–	–	–	v

Notes:

1. The symbol " v " as shown in the above table denotes such appliance(s) is/are provided and/or installed in the residential unit.
2. The symbol " – " as shown in the above table denotes "Not provided".

備註：

1. 上表「v」代表此設備於該住宅單位內提供及/或安裝。
2. 上表「–」代表「不提供」。

APPLIANCES SCHEDULE – HOME APPLIANCES 設備說明表 – 家電設備

Location 位置	Appliance 設備	Brand Name 品牌	Model Number 型號	Tower 3B 第3B座																	
				G/F 地下			UG/F 高層地下				1/F – 3/F, 5/F – 12/F & 15/F – 18/F 1樓至3樓、5樓至12樓及15樓至18樓						19/F 19樓				20/F 20樓
				A	B	C	A	B	C	D	A	B	C	D	E	F	A	B	C	D	A
Open Kitchen / Kitchen 開放式廚房/廚房	Induction Hob 雙頭電磁爐	V-ZUG	GK26TIMSZ	–	–	–	–	–	–	–	–	–	–	–	–	–	–	–	–	–	v
	Wall Hood 煙囪式抽油煙機	V-ZUG	DWPQ12g	–	–	–	–	–	–	–	–	–	–	–	–	–	–	–	–	–	v
	Built-in Steamer 嵌入式蒸爐	V-ZUG	STXSLHg	–	–	–	–	–	–	–	–	–	–	–	–	–	–	–	–	–	v
	Built-in Oven 嵌入式烤焗爐	V-ZUG	BCSE60g	–	–	–	–	–	–	–	–	–	–	–	–	–	–	–	–	–	v
	Built-in Wine Cooler 嵌入式酒櫃	V-ZUG	KWUCSL60gr	–	–	–	–	–	–	–	–	–	–	–	–	–	–	–	–	–	v
	Built-in Coffee Maker 嵌入式咖啡機	V-ZUG	CCSXSL60g	–	–	–	–	–	–	–	–	–	–	–	–	–	–	–	–	–	v
	Built-in Warming Drawer 嵌入式保溫櫃	V-ZUG	WS60144g	–	–	–	–	–	–	–	–	–	–	–	–	–	–	–	–	–	v
	Built-in Dishwasher 嵌入式洗碗碟機	V-ZUG	GS60NZvi	–	–	–	–	–	–	–	–	–	–	–	–	–	–	–	–	–	v
Master Bedroom 主人睡房	Refresh Butler 衣物管家	V-ZUG	TPSRBSLWP22	–	–	–	–	–	–	–	–	–	–	–	–	–	–	–	–	–	v

Notes:
1. The symbol " v " as shown in the above table denotes such appliance(s) is/are provided and/or installed in the residential unit.
2. The symbol " – " as shown in the above table denotes "Not provided".

備註：
1. 上表「v」代表此設備於該住宅單位內提供及/或安裝。
2. 上表「–」代表「不提供」。

APPLIANCES SCHEDULE – HOME APPLIANCES 設備說明表 – 家電設備

Location 位置	Appliance 設備	Brand Name 品牌	Model Number 型號	Tower 5A 第5A座											
				G/F 地下	UG/F 高層地下		1/F – 3/F, 5/F – 12/F & 15/F – 18/F 1樓至3樓、5樓至12樓及15樓至18樓					19/F 19樓			20/F 20樓
				A	A	B	A	B	C	D	E	A	B	C	A
Living / Dining Room 客/飯廳	Visum (Without Network) (不包括網絡)	Infinitum	EDMRA2360C	v	v	v	v	v	v	v	v	v	v	v	v
Open Kitchen / Kitchen 開放式廚房/廚房	Video Door Phone 大門對講機	Comelit	6802W Maxi	–	–	–	–	–	–	–	–	–	–	–	v
	Domino 2-Zone Induction Hob 嵌入式電磁爐	Siemens 西門子	EH375FBB1E	v	v	v	v	v	v	v	v	v	v	v	–
	Domino Double Burner 雙頭煤氣煮食爐	Siemens 西門子	ER326BB90X	v	–	–	–	–	v	–	–	v	–	–	–
	Telescopic Cooker Hood 拉趟式抽油煙機	Siemens 西門子	LI67SA530B	–	v	v	v	v	–	v	v	–	v	v	–
	Telescopic Cooker Hood 拉趟式抽油煙機	Siemens 西門子	LI97SA530B	v	–	–	–	–	v	–	–	v	–	–	–
	Built-in 2 Doors Refrigerator 嵌入式雙門雪櫃	Siemens 西門子	KI86NAF31K	v	v	v	v	v	v	v	–	v	v	–	–
	Built-in 1 Door Refrigerator 嵌入式單門雪櫃	Siemens 西門子	KI24LV20HK	–	–	–	–	–	–	–	v	–	–	v	–
	Built-in Washer Dryer 嵌入式洗衣乾衣機	Siemens 西門子	WK14D321HK	v	v	v	v	v	v	v	v	v	v	v	–
	Built-in Combination Steam Oven 嵌入式蒸焗爐	Siemens 西門子	CS656GBS1B	v	v	v	v	v	v	v	v	v	v	v	–
	Built-in Full Fridge 嵌入式雪櫃	V-ZUG	KJTir	–	–	–	–	–	–	–	–	–	–	–	v
	Built-in Full Freezer 嵌入式冰櫃	V-ZUG	KIGTil	–	–	–	–	–	–	–	–	–	–	–	v
	Washing Machine 前置式洗衣機	V-ZUG	AW2THW	–	–	–	–	–	–	–	–	–	–	–	v
	Heat Pump Dryer 熱泵式乾衣機	V-ZUG	AT2TWHW	–	–	–	–	–	–	–	–	–	–	–	v
	Teppan-Yaki 鐵板燒	V-ZUG	GK17TIYSZ	–	–	–	–	–	–	–	–	–	–	–	v
	2 Burner Gas Hob 雙頭煤氣爐	V-ZUG	GAS321GKBZ	–	–	–	–	–	–	–	–	–	–	–	v

Notes:

1. The symbol " v " as shown in the above table denotes such appliance(s) is/are provided and/or installed in the residential unit.
2. The symbol " – " as shown in the above table denotes "Not provided".

備註：

1. 上表「v」代表此設備於該住宅單位內提供及/或安裝。
2. 上表「–」代表「不提供」。

APPLIANCES SCHEDULE – HOME APPLIANCES 設備說明表 – 家電設備

Location 位置	Appliance 設備	Brand Name 品牌	Model Number 型號	Tower 5A 第5A座											
				G/F 地下	UG/F 高層地下		1/F – 3/F, 5/F – 12/F & 15/F – 18/F 1樓至3樓、5樓至12樓及15樓至18樓					19/F 19樓			20/F 20樓
				A	A	B	A	B	C	D	E	A	B	C	A
Open Kitchen / Kitchen 開放式廚房/廚房	Induction Hob 雙頭電磁爐	V-ZUG	GK26TIMSZ	–	–	–	–	–	–	–	–	–	–	–	v
	Wall Hood 煙囪式抽油煙機	V-ZUG	DWPQ12g	–	–	–	–	–	–	–	–	–	–	–	v
	Built-in Steamer 嵌入式蒸爐	V-ZUG	STXSLHg	–	–	–	–	–	–	–	–	–	–	–	v
	Built-in Oven 嵌入式烤焗爐	V-ZUG	BCSE60g	–	–	–	–	–	–	–	–	–	–	–	v
	Built-in Wine Cooler 嵌入式酒櫃	V-ZUG	KWUCSL60gr	–	–	–	–	–	–	–	–	–	–	–	v
	Built-in Coffee Maker 嵌入式咖啡機	V-ZUG	CCSXSL60g	–	–	–	–	–	–	–	–	–	–	–	v
	Built-in Warming Drawer 嵌入式保溫櫃	V-ZUG	WS60144g	–	–	–	–	–	–	–	–	–	–	–	v
	Built-in Dishwasher 嵌入式洗碗碟機	V-ZUG	GS60NZvi	–	–	–	–	–	–	–	–	–	–	–	v
Master Bedroom 主人睡房	Refresh Butler 衣物管家	V-ZUG	TPSRBSLWP22	–	–	–	–	–	–	–	–	–	–	–	v

Notes:
1. The symbol " v " as shown in the above table denotes such appliance(s) is/are provided and/or installed in the residential unit.
2. The symbol " – " as shown in the above table denotes "Not provided".

備註：
1. 上表「v」代表此設備於該住宅單位內提供及/或安裝。
2. 上表「–」代表「不提供」。

APPLIANCES SCHEDULE – HOME APPLIANCES 設備說明表 – 家電設備

Location 位置	Appliance 設備	Brand Name 品牌	Model Number 型號	Tower 5B 第5B座																	
				G/F 地下	UG/F 高層地下		1/F – 3/F, 5/F – 12/F & 15/F – 18/F 1樓至3樓、5樓至12樓及15樓至18樓						19/F 19樓					20/F 20樓			
				A	A	B	A	B	C	D	E	F	A	B	C	D	E	A	B	C	D
Living / Dining Room 客/飯廳	Visum (Without Network) （不包括網絡）	Infinitum	EDMRA2360C	v	v	v	v	v	v	v	v	v	v	v	v	v	v	v	v	v	v
Open Kitchen / Kitchen 開放式廚房/廚房	Domino 2-Zone Induction Hob 嵌入式電磁爐	Siemens 西門子	EH375FBB1E	v	v	v	v	v	v	v	v	v	v	v	v	v	v	v	v	–	v
	Domino Double Burner 雙頭煤氣煮食爐	Siemens 西門子	ER326BB90X	v	–	–	–	–	v	v	–	v	–	v	v	–	v	–	v	–	v
	Telescopic Cooker Hood 拉趟式抽油煙機	Siemens 西門子	LI67SA530B	–	v	v	v	v	–	–	v	–	v	–	–	v	–	v	–	–	–
	Telescopic Cooker Hood 拉趟式抽油煙機	Siemens 西門子	LI97SA530B	v	–	–	–	–	v	v	–	v	–	v	v	–	v	–	v	–	v
	Built-in 2 Doors Refrigerator 嵌入式雙門雪櫃	Siemens 西門子	KI86NAF31K	v	v	v	v	v	v	v	–	v	v	v	v	–	v	v	v	–	v
	Built-in 1 Door Refrigerator 嵌入式單門雪櫃	Siemens 西門子	KI24LV20HK	–	–	–	–	–	–	–	v	–	–	–	–	v	–	–	–	–	–
	Built-in Washer Dryer 嵌入式洗衣乾衣機	Siemens 西門子	WK14D321HK	v	v	v	v	v	v	v	v	v	v	v	v	v	v	v	v	–	v
	Built-in Combination Steam Oven 嵌入式蒸焗爐	Siemens 西門子	CS656GBS1B	v	v	v	v	v	v	v	v	v	v	v	v	v	v	v	v	–	v
	Built-in Fridge Freezer 嵌入式雪櫃	V-ZUG	KPRTi	–	–	–	–	–	–	–	–	–	–	–	–	–	–	–	–	v	–
	Built-in Washer Dryer Combi 嵌入式二合一洗衣乾衣機	V-ZUG	WAKANCS	–	–	–	–	–	–	–	–	–	–	–	–	–	–	–	–	v	–
	2 Burner Gas Hob 雙頭煤氣爐	V-ZUG	GAS321GKBZ	–	–	–	–	–	–	–	–	–	–	–	–	–	–	–	–	v	–
	Induction Hob 雙頭電磁爐	V-ZUG	GK26TIMSZ	–	–	–	–	–	–	–	–	–	–	–	–	–	–	–	–	v	–
	Wall Hood 煙囪式抽油煙機	V-ZUG	DWPQ9g	–	–	–	–	–	–	–	–	–	–	–	–	–	–	–	–	v	–
	Built-in Steamer 嵌入式蒸爐	V-ZUG	STXSLHg	–	–	–	–	–	–	–	–	–	–	–	–	–	–	–	–	v	–
	Built-in Oven 嵌入式烤焗爐	V-ZUG	BCSE60g	–	–	–	–	–	–	–	–	–	–	–	–	–	–	–	–	v	–
	Built-in Wine Cooler 嵌入式酒櫃	GORENJE	XWCIU309BCX	–	–	–	–	–	–	–	–	–	–	–	–	–	–	–	–	v	–

Notes:

1. The symbol " v " as shown in the above table denotes such appliance(s) is/are provided and/or installed in the residential unit.
2. The symbol " – " as shown in the above table denotes "Not provided".

備註：

1. 上表「v」代表此設備於該住宅單位內提供及/或安裝。
2. 上表「–」代表「不提供」。

APPLIANCES SCHEDULE – HOME APPLIANCES 設備說明表 – 家電設備

Location 位置	Appliance 設備	Brand Name 品牌	Model Number 型號	Tower 6A 第6A座																						
				UG/F 高層地下				1/F – 3/F, 5/F – 12/F & 15/F – 18/F 1樓至3樓、5樓至12樓及15樓至18樓								19F 19樓								20/F 20樓		
				A	B	C	D	A	B	C	D	E	F	G	H	A	B	C	D	E	F	G	H	A	B	C
Living / Dining Room 客/飯廳	Visum (Without Network) (不包括網絡)	Infinitum	EDMRA2360C	v	v	v	v	v	v	v	v	v	v	v	v	v	v	v	v	v	v	v	v	v	v	v
Open Kitchen / Kitchen 開放式廚房/廚房	Video Door Phone 大門對講機	Comelit	6802W Maxi	–	–	–	–	–	–	–	–	–	–	–	–	–	–	–	–	–	–	–	–	–	v	–
	Domino 2-Zone Induction Hob 嵌入式電磁爐	Siemens 西門子	EH375FBB1E	v	v	v	v	v	v	v	v	v	v	v	v	v	v	v	v	v	v	v	v	v	–	–
	Domino Double Burner 雙頭煤氣煮食爐	Siemens 西門子	ER326BB90X	v	v	–	v	v	v	–	v	v	–	v	v	v	v	–	v	v	–	v	v	v	–	–
	Telescopic Cooker Hood 拉趟式抽油煙機	Siemens 西門子	LI67SA530B	–	–	v	–	–	–	v	–	–	v	–	–	–	–	v	–	–	v	–	–	–	–	–
	Telescopic Cooker Hood 拉趟式抽油煙機	Siemens 西門子	LI97SA530B	v	v	–	v	v	v	–	v	v	–	v	v	v	v	–	v	v	–	v	v	v	–	–
	Built-in 2 Doors Refrigerator 嵌入式雙門雪櫃	Siemens 西門子	KI86NAF31K	v	v	v	v	v	v	v	v	v	–	v	v	v	v	v	v	v	–	v	v	v	–	–
	Built-in 1 Door Refrigerator 嵌入式單門雪櫃	Siemens 西門子	KI24LV20HK	–	–	–	–	–	–	–	–	–	v	–	–	–	–	–	–	–	v	–	–	–	–	–
	Built-in Washer Dryer 嵌入式洗衣乾衣機	Siemens 西門子	WK14D321HK	v	v	v	v	v	v	v	v	v	v	v	v	v	v	v	v	v	v	v	v	v	–	–
	Built-in Combination Steam Oven 嵌入式蒸焗爐	Siemens 西門子	CS656GBS1B	v	v	v	v	v	v	v	v	v	v	v	v	v	v	v	v	v	v	v	v	v	–	–
	Built-in Fridge Freezer 嵌入式雪櫃	V-ZUG	KPRTi	–	–	–	–	–	–	–	–	–	–	–	–	–	–	–	–	–	–	–	–	–	–	v
	Built-in Full Fridge 嵌入式雪櫃	V-ZUG	KJTir	–	–	–	–	–	–	–	–	–	–	–	–	–	–	–	–	–	–	–	–	–	v	–
	Built-in Full Freezer 嵌入式冰櫃	V-ZUG	KIGTil	–	–	–	–	–	–	–	–	–	–	–	–	–	–	–	–	–	–	–	–	–	v	–
	Built-in Washer Dryer Combi 嵌入式二合一洗衣乾衣機	V-ZUG	WAKANCS	–	–	–	–	–	–	–	–	–	–	–	–	–	–	–	–	–	–	–	–	–	–	v
	Washing Machine 前置式洗衣機	V-ZUG	AW2THW	–	–	–	–	–	–	–	–	–	–	–	–	–	–	–	–	–	–	–	–	–	v	–

Notes:

1. The symbol " v " as shown in the above table denotes such appliance(s) is/are provided and/or installed in the residential unit.
2. The symbol " – " as shown in the above table denotes "Not provided".

備註：

1. 上表「v」代表此設備於該住宅單位內提供及/或安裝。
2. 上表「–」代表「不提供」。

APPLIANCES SCHEDULE – HOME APPLIANCES 設備說明表 – 家電設備

Location 位置	Appliance 設備	Brand Name 品牌	Model Number 型號	Tower 6A 第6A座																						
				UG/F 高層地下				1/F – 3/F, 5/F – 12/F & 15/F – 18/F 1樓至3樓、5樓至12樓及15樓至18樓								19F 19樓								20/F 20樓		
				A	B	C	D	A	B	C	D	E	F	G	H	A	B	C	D	E	F	G	H	A	B	C
Open Kitchen / Kitchen 開放式廚房/廚房	Heat Pump Dryer 熱泵式乾衣機	V-ZUG	AT2TWHW	–	–	–	–	–	–	–	–	–	–	–	–	–	–	–	–	–	–	–	–	–	v	–
	Teppan-Yaki 鐵板燒	V-ZUG	GK17TIYSZ	–	–	–	–	–	–	–	–	–	–	–	–	–	–	–	–	–	–	–	–	–	v	–
	2 Burner Gas Hob 雙頭煤氣爐	V-ZUG	GAS321GKBZ	–	–	–	–	–	–	–	–	–	–	–	–	–	–	–	–	–	–	–	–	–	v	v
	Induction Hob 雙頭電磁爐	V-ZUG	GK26TIMSZ	–	–	–	–	–	–	–	–	–	–	–	–	–	–	–	–	–	–	–	–	–	v	v
	Wall Hood 煙囪式抽油煙機	V-ZUG	DWPQ9g	–	–	–	–	–	–	–	–	–	–	–	–	–	–	–	–	–	–	–	–	–	–	v
	Wall Hood 煙囪式抽油煙機	V-ZUG	DWPQ12g	–	–	–	–	–	–	–	–	–	–	–	–	–	–	–	–	–	–	–	–	–	v	–
	Built-in Steamer 嵌入式蒸爐	V-ZUG	STXSLHg	–	–	–	–	–	–	–	–	–	–	–	–	–	–	–	–	–	–	–	–	–	v	v
	Built-in Oven 嵌入式烤焗爐	V-ZUG	BCSE60g	–	–	–	–	–	–	–	–	–	–	–	–	–	–	–	–	–	–	–	–	–	v	v
	Built-in Wine Cooler 嵌入式酒櫃	GORENJE	XWCIU309BCX	–	–	–	–	–	–	–	–	–	–	–	–	–	–	–	–	–	–	–	–	–	–	v
	Built-in Wine Cooler 嵌入式酒櫃	V-ZUG	KWUCSL60gr	–	–	–	–	–	–	–	–	–	–	–	–	–	–	–	–	–	–	–	–	–	v	–
	Built-in Coffee Maker 嵌入式咖啡機	V-ZUG	CCSXSL60g	–	–	–	–	–	–	–	–	–	–	–	–	–	–	–	–	–	–	–	–	–	v	–
	Built-in Warming Drawer 嵌入式保溫櫃	V-ZUG	WS60144g	–	–	–	–	–	–	–	–	–	–	–	–	–	–	–	–	–	–	–	–	–	v	–
	Built-in Dishwasher 嵌入式洗碗碟機	V-ZUG	GS60NZvi	–	–	–	–	–	–	–	–	–	–	–	–	–	–	–	–	–	–	–	–	–	v	–
Master Bedroom 主人睡房	Refresh Butler 衣物管家	V-ZUG	TPSRBSLWP22	–	–	–	–	–	–	–	–	–	–	–	–	–	–	–	–	–	–	–	–	–	v	–

Notes:
1. The symbol " v " as shown in the above table denotes such appliance(s) is/are provided and/or installed in the residential unit.
2. The symbol " – " as shown in the above table denotes "Not provided".

備註：
1. 上表「v」代表此設備於該住宅單位內提供及/或安裝。
2. 上表「–」代表「不提供」。

APPLIANCES SCHEDULE – HOME APPLIANCES 設備說明表 – 家電設備

Location 位置	Appliance 設備	Brand Name 品牌	Model Number 型號	Tower 6B 第6B座																			
				UG/F 高層地下				1/F – 3/F, 5/F – 12/F & 15/F – 18/F 1樓至3樓、5樓至12樓及15樓至18樓								19/F 19樓						20/F 20樓	
				A	B	C	D	A	B	C	D	E	F	G	H	A	B	C	D	E	F	A	B
Living / Dining Room 客/飯廳	Visum (Without Network) (不包括網絡)	Infinitum	EDMRA2360C	v	v	v	v	v	v	v	v	v	v	v	v	v	v	v	v	v	v	v	v
Open Kitchen / Kitchen 開放式廚房/廚房	Video Door Phone 大門對講機	Comelit	6802W Maxi	–	–	–	–	–	–	–	–	–	–	–	–	–	–	–	–	–	–	–	v
	Domino 2-Zone Induction Hob 嵌入式電磁爐	Siemens 西門子	EH375FBB1E	v	v	v	v	v	v	v	v	v	v	v	v	v	v	v	v	v	v	v	–
	Domino Double Burner 雙頭煤氣煮食爐	Siemens 西門子	ER326BB90X	v	v	–	v	v	v	–	v	v	–	v	v	v	v	v	–	v	v	v	–
	Telescopic Cooker Hood 拉趟式抽油煙機	Siemens 西門子	LI67SA530B	–	–	v	–	–	–	v	–	–	v	–	–	–	–	–	v	–	–	–	–
	Telescopic Cooker Hood 拉趟式抽油煙機	Siemens 西門子	LI97SA530B	v	v	–	v	v	v	–	v	v	–	v	v	v	v	v	–	v	v	v	–
	Built-in 2 Doors Refrigerator 嵌入式雙門雪櫃	Siemens 西門子	KI86NAF31K	v	v	v	v	v	v	v	v	v	–	v	v	v	v	v	–	v	v	v	–
	Built-in 1 Door Refrigerator 嵌入式單門雪櫃	Siemens 西門子	KI24LV20HK	–	–	–	–	–	–	–	–	–	v	–	–	–	–	–	v	–	–	–	–
	Built-in Washer Dryer 嵌入式洗衣乾衣機	Siemens 西門子	WK14D321HK	v	v	v	v	v	v	v	v	v	v	v	v	v	v	v	v	v	v	v	–
	Built-in Combination Steam Oven 嵌入式蒸焗爐	Siemens 西門子	CS656GBS1B	v	v	v	v	v	v	v	v	v	v	v	v	v	v	v	v	v	v	v	–
	Built-in Full Fridge 嵌入式雪櫃	V-ZUG	KJTir	–	–	–	–	–	–	–	–	–	–	–	–	–	–	–	–	–	–	–	v
	Built-in Full Freezer 嵌入式冰櫃	V-ZUG	KIGTil	–	–	–	–	–	–	–	–	–	–	–	–	–	–	–	–	–	–	–	v
	Washing Machine 前置式洗衣機	V-ZUG	AW2THW	–	–	–	–	–	–	–	–	–	–	–	–	–	–	–	–	–	–	–	v
	Heat Pump Dryer 熱泵式乾衣機	V-ZUG	AT2TWHW	–	–	–	–	–	–	–	–	–	–	–	–	–	–	–	–	–	–	–	v
	Teppan-Yaki 鐵板燒	V-ZUG	GK17TIYSZ	–	–	–	–	–	–	–	–	–	–	–	–	–	–	–	–	–	–	–	v
	2 Burner Gas Hob 雙頭煤氣爐	V-ZUG	GAS321GKBZ	–	–	–	–	–	–	–	–	–	–	–	–	–	–	–	–	–	–	–	v

Notes:

1. The symbol " v " as shown in the above table denotes such appliance(s) is/are provided and/or installed in the residential unit.
2. The symbol " – " as shown in the above table denotes "Not provided".

備註：

1. 上表「v」代表此設備於該住宅單位內提供及/或安裝。
2. 上表「–」代表「不提供」。

APPLIANCES SCHEDULE – HOME APPLIANCES 設備說明表 – 家電設備

Location 位置	Appliance 設備	Brand Name 品牌	Model Number 型號	Tower 6B 第6B座																			
				UG/F 高層地下				1/F – 3/F, 5/F – 12/F & 15/F – 18/F 1樓至3樓、5樓至12樓及15樓至18樓								19/F 19樓						20/F 20樓	
				A	B	C	D	A	B	C	D	E	F	G	H	A	B	C	D	E	F	A	B
Open Kitchen / Kitchen 開放式廚房/廚房	Induction Hob 雙頭電磁爐	V-ZUG	GK26TIMSZ	–	–	–	–	–	–	–	–	–	–	–	–	–	–	–	–	–	–	–	v
	Wall Hood 煙囪式抽油煙機	V-ZUG	DWPQ12g	–	–	–	–	–	–	–	–	–	–	–	–	–	–	–	–	–	–	–	v
	Built-in Steamer 嵌入式蒸爐	V-ZUG	STXSLHg	–	–	–	–	–	–	–	–	–	–	–	–	–	–	–	–	–	–	–	v
	Built-in Oven 嵌入式烤焗爐	V-ZUG	BCSE60g	–	–	–	–	–	–	–	–	–	–	–	–	–	–	–	–	–	–	–	v
	Built-in Wine Cooler 嵌入式酒櫃	V-ZUG	KWUCSL60gr	–	–	–	–	–	–	–	–	–	–	–	–	–	–	–	–	–	–	–	v
	Built-in Coffee Maker 嵌入式咖啡機	V-ZUG	CCSXSL60g	–	–	–	–	–	–	–	–	–	–	–	–	–	–	–	–	–	–	–	v
	Built-in Warming Drawer 嵌入式保溫櫃	V-ZUG	WS60144g	–	–	–	–	–	–	–	–	–	–	–	–	–	–	–	–	–	–	–	v
	Built-in Dishwasher 嵌入式洗碗碟機	V-ZUG	GS60NZvi	–	–	–	–	–	–	–	–	–	–	–	–	–	–	–	–	–	–	–	v
Master Bedroom 主人睡房	Refresh Butler 衣物管家	V-ZUG	TPSRBSLWP22	–	–	–	–	–	–	–	–	–	–	–	–	–	–	–	–	–	–	–	v

Notes:

1. The symbol " v " as shown in the above table denotes such appliance(s) is/are provided and/or installed in the residential unit.
2. The symbol " – " as shown in the above table denotes "Not provided".

備註：

1. 上表「v」代表此設備於該住宅單位內提供及/或安裝。
2. 上表「–」代表「不提供」。

APPLIANCES SCHEDULE – HOME APPLIANCES 設備說明表 – 家電設備

Location 位置	Appliance 設備	Brand Name 品牌	Model Number 型號	House Type A A款屋 House No.1 – 3, 5 – 12, 15 – 23 & 25 – 31 1號 – 3號、5號 – 12號、15號 – 23號及25號 – 31號洋房	House Type C C款屋 House No. 32, 33 & 35 32號、33號、35號洋房
Living / Dining Room 客/飯廳	Visum (Without Network) (不包括網絡)	Infinitum	EDMRA2360C	v	v
Kitchen 廚房	Video Door Phone 大門對講機	Comelit	6802W Maxi	v	v
	Built-in Full Fridge 嵌入式雪櫃	V-ZUG	KJTir	v	v
	Built-in Full Freezer 嵌入式冰櫃	V-ZUG	KIGTil	v	v
	Washing Machine 前置式洗衣機	V-ZUG	AW2THW	v	–
	Heat Pump Dryer 熱泵式乾衣機	V-ZUG	AT2TWHW	v	–
	Teppan-Yaki 鐵板燒	V-ZUG	GK27TIYSZ	v	v
	2 Burner Gas Hob 雙頭煤氣爐	V-ZUG	GAS321GKBZ	v	v
	Wok Burner 單頭煤氣爐	V-ZUG	GAS411GSBZ	–	v
	Induction Hob 雙頭電磁爐	V-ZUG	GK27TIMSZ	v	v
	Wall Hood 煙囪式抽油煙機	V-ZUG	DWPQ12g	v	v
	Built-in Steam Oven 嵌入式蒸烤焗爐	V-ZUG	CSSL60Hg	v	v
	Built-in Oven with Integrated Handle 嵌入式全自動伸縮手柄烤焗爐	V-ZUG	BCSL60HYg	v	v
	Built-in Wine Cooler 嵌入式酒櫃	V-ZUG	KW90SL60g	v	v
	Built-in Coffee Maker 嵌入式咖啡機	V-ZUG	CCSXSL60g	v	v
	Built-in Warming Drawer 嵌入式保溫櫃	V-ZUG	WS60144	v	v
	Built-in Vacuum Drawer 嵌入式抽真空機	V-ZUG	VS60144g	–	v
	Built-in Dishwasher 嵌入式洗碗碟機	V-ZUG	GS60NZvi	v	v
Utility Room 工作間	Washing Machine 前置式洗衣機	V-ZUG	AW2THW	–	v
	Heat Pump Dryer 熱泵式乾衣機	V-ZUG	AT2TWHW	–	v
Master Bedroom 主人睡房	Refresh Butler 衣物管家	V-ZUG	TPSRBSLWP22	v	v
Master Bathroom 主人浴室	Refrigerator 雪櫃	Dometic 多美達	RH430LD	v	v

Notes:

1. The symbol " v " as shown in the above table denotes such appliance(s) is/are provided and/or installed in the residential unit.
2. The symbol " – " as shown in the above table denotes "Not provided".

備註：

1. 上表「v」代表此設備於該住宅單位內提供及/或安裝。
2. 上表「–」代表「不提供」。

SCHEDULE OF MECHANICAL AND ELECTRICAL PROVISIONS – GAS METER 機電裝置數量說明表 – 煤氣錶

Location 位置	Tower 1A 第1A座														Tower 1B 第1B座																
	G/F & UG/F 地下及高層地下			1/F 1樓		2/F – 3/F, 5/F – 12/F & 15/F – 19/F 2樓至3樓、5樓至12樓及15樓至19樓						20/F 20樓			G/F & UG/F 地下及高層地下			1/F 1樓			2/F – 3/F, 5/F – 12/F & 15/F – 18/F 2樓至3樓、5樓至12樓及15樓至18樓							19/F 19樓			20/F 20樓	
	A	B	C	D	E	A	B	C	D	E	F	A	B	C	A	B	C	D	E	F	A	B	C	D	E	F	G	A	B	C	A	B
Kitchen 廚房	v	v	v	v	v	–	–	–	v	v	v	–	v	v	v	v	v	v	v	v	–	–	–	v	v	v	v	v	v	v	v	v

Location 位置	Tower 2A 第2A座																	Tower 2B 第2B座																					
	LG/F & G/F 低層地下及地下			UG/F 高層地下				1/F – 3/F, 5/F – 12/F & 15/F – 18/F 1樓至3樓、5樓至12樓及15樓至18樓						19/F 19樓				20/F 20樓	LG/F & G/F 低層地下及地下			UG/F 高層地下					1/F – 3/F, 5/F – 12/F & 15/F – 19/F 1樓至3樓、5樓至12樓及15樓至19樓									20/F 20樓						
	A	B	C	A	B	C	D	A	B	C	D	E	F	A	B	C	D	A	A	B	C	A	B	C	D	E	A	B	C	D	E	F	G	H	J	A	B	C	D	E	F	G
Kitchen 廚房	v	v	v	–	–	–	v	–	–	–	v	v	v	–	–	v	v	v	v	v	v	–	–	–	–	v	–	–	–	–	v	v	–	v	v	–	–	–	–	v	v	v

Location 位置	Tower 3A 第3A座													Tower 3B 第3B座																	
	G/F 地下	UG/F 高層地下		1/F – 3/F, 5/F – 12/F & 15/F – 19/F 1樓至3樓、5樓至12樓及15樓至19樓						20/F 20樓				G/F 地下			UG/F 高層地下				1/F – 3/F, 5/F – 12/F & 15/F – 18/F 1樓至3樓、5樓至12樓及15樓至18樓						19/F 19樓				20/F 20樓
	A	A	B	A	B	C	D	E	F	A	B	C	D	A	B	C	A	B	C	D	A	B	C	D	E	F	A	B	C	D	A
Kitchen 廚房	v	–	–	–	–	v	v	–	v	–	v	v	v	v	v	v	–	–	v	v	–	–	v	v	–	–	–	v	–	–	v

Notes:

1. The symbol " v " as shown in the above table denotes such appliance(s) is/are provided and/or installed in the residential unit.
2. The symbol " – " as shown in the above table denotes "Not provided".

備註：

1. 上表「v」代表此設備於該住宅單位內提供及/或安裝。
2. 上表「–」代表「不提供」。

SCHEDULE OF MECHANICAL AND ELECTRICAL PROVISIONS – GAS METER 機電裝置數量說明表 – 煤氣錶

Location 位置	Tower 5A 第5A座												Tower 5B 第5B座																
	G/F 地下	UG/F 高層地下		1/F – 3/F, 5/F – 12/F & 15/F – 18/F 1樓至3樓、5樓至12樓及15樓至18樓					19/F 19樓			20/F 20樓	G/F 地下	UG/F 高層地下		1/F – 3/F, 5/F – 12/F & 15/F – 18/F 1樓至3樓、5樓至12樓及15樓至18樓						19/F 19樓					20/F 20樓			
	A	A	B	A	B	C	D	E	A	B	C	A	A	A	B	A	B	C	D	E	F	A	B	C	D	E	A	B	C	D
Kitchen 廚房	v	–	–	–	–	v	–	–	v	–	–	v	v	–	–	–	–	v	v	–	v	–	v	v	–	v	–	v	v	v

Location 位置	Tower 6A 第6A座															Tower 6B 第6B座																		
	UG/F 高層地下				1/F – 3/F, 5/F – 12/F & 15/F – 19/F 1樓至3樓、5樓至12樓及15樓至19樓								20/F 20樓			UG/F 高層地下				1/F – 3/F, 5/F – 12/F & 15/F – 18/F 1樓至3樓、5樓至12樓及15樓至18樓								19/F 19樓						20/F 20樓	
	A	B	C	D	A	B	C	D	E	F	G	H	A	B	C	A	B	C	D	A	B	C	D	E	F	G	H	A	B	C	D	E	F	A	B
Kitchen 廚房	v	v	–	v	v	v	–	v	v	–	v	v	v	v	v	v	v	–	v	v	v	–	v	v	–	v	v	v	v	v	–	v	v	v	v

Location 位置	House Type A A款屋	House Type C C款屋
	House No.1 – 3, 5 – 12, 15 – 23 & 25 – 31 1號 – 3號、5號 – 12號、15號 – 23號及25號 – 31號洋房	House No. 32, 33 & 35 32號、33號、35號洋房
Kitchen 廚房	v	v

Notes:

1. The symbol " v " as shown in the above table denotes such appliance(s) is/are provided and/or installed in the residential unit.
2. The symbol " – " as shown in the above table denotes "Not provided".

備註：

1. 上表「v」代表此設備於該住宅單位內提供及/或安裝。
2. 上表「–」代表「不提供」。

SCHEDULE OF MECHANICAL AND ELECTRICAL PROVISIONS – TOWER 機電裝置數量說明表 – 大廈

Location 位置	Mechanical and Electrical Provisions 機電裝置	Tower 1A 第1A座					Tower 1B 第1B座					
		G/F & UG/F 地下及高層地下			1/F 1樓		G/F & UG/F 地下及高層地下			1/F 1樓		
		A	B	C	D	E	A	B	C	D	E	F
Living / Dining Room and Corridor 客/飯廳及走廊	Telephone Outlet 電話插座	2	2	2	2	2	2	2	2	2	2	2
	Data Point 網路位	2	2	2	2	2	2	2	2	2	2	2
	TV/FM Outlet 電視/電台天線插座	2	2	2	2	2	2	2	2	2	2	2
	13A Single Socket Outlet (Visum) 13A 單位電插座 (Visum)	1	1	1	1	1	1	1	1	1	1	1
	13A Single Socket Outlet 13A 單位電插座	2	2	2	–	–	2	2	2	–	–	–
	13A Twin Socket Outlet 13A 雙位電插座	6	6	6	5	5	6	6	6	5	5	5
	Double Pole Switch (Exhaust Fan or Thermo Ventilator) 開關掣 (抽氣扇或浴室寶)	2	2	2	2	2	2	2	2	2	2	2
	Door Bell 門鐘	1	1	1	1	1	1	1	1	1	1	1
	Fused Spur Unit (Door Bell) 接線蘇 (門鐘)	1	1	1	1	1	1	1	1	1	1	1
	Fused Spur Unit (Air Conditioner indoor unit) 接線蘇 (冷氣室內機)	3	3	3	–	–	3	3	3	–	–	–
	Double Pole Switch (Air Conditioner indoor unit) 開關掣 (冷氣室內機)	–	–	–	2	2	–	–	–	2	2	2
	Distribution Board 配電箱	–	–	–	1	1	–	–	–	1	1	1
	Home Automation Touch Panel 智能家居觸控控制屏	1	1	1	–	–	1	1	1	–	–	–
	Double Pole Switch (BBQ Grille) 開關掣 (燒烤爐)	1	1	1	–	–	1	1	1	–	–	–
Master Bedroom 主人睡房	Telephone Outlet 電話插座	1	1	1	1	1	1	1	1	1	1	1
	Data Point 網路位	1	1	1	1	1	1	1	1	1	1	1
	TV/FM Outlet 電視/電台天線插座	1	1	1	1	1	1	1	1	1	1	1
	13A Single Socket Outlet 13A 單位電插座	1	1	1	–	–	1	1	1	–	–	–
	13A Twin Socket Outlet 13A 雙位電插座	5	5	5	3	3	5	5	5	3	3	3
	Fused Spur Unit (Air Conditioner indoor unit) 接線蘇 (冷氣室內機)	3	3	3	–	–	3	3	3	–	–	–
	Double Pole Switch (Exhaust Fan or Thermo Ventilator) 開關掣 (抽氣扇或浴室寶)	2	2	2	1	1	2	2	2	2	1	1
	Double Pole Switch (Air Conditioner indoor unit) 開關掣 (冷氣室內機)	–	–	–	1	1	–	–	–	2	1	1
	Panic Alarm Button 緊急警報掣	1	1	1	–	–	1	1	1	–	–	–

Note:
1. The symbol " – " as shown in the above table denotes "Not provided".
2. The symbol " / " as shown in the above table denotes "Not applicable".
3. "1, 2, ..." as shown in the above table denotes the quantity of such provision(s) provided in the residential unit.

附註：
1. 上表「–」代表「不提供」。
2. 上表「/」代表「不適用」。
3. 上表「1, 2, ...」代表提供於該住宅單位內的裝置數量。

SCHEDULE OF MECHANICAL AND ELECTRICAL PROVISIONS – TOWER 機電裝置數量說明表 – 大廈

Location 位置	Mechanical and Electrical Provisions 機電裝置	Tower 1A 第1A座					Tower 1B 第1B座					
		G/F & UG/F 地下及高層地下			1/F 1樓		G/F & UG/F 地下及高層地下			1/F 1樓		
		A	B	C	D	E	A	B	C	D	E	F
Bedroom 1 睡房1	Telephone Outlet 電話插座	2	2	2	1	1	2	2	2	1	1	1
	Data Point 網路位	2	2	2	1	1	2	2	2	1	1	1
	TV/FM Outlet 電視/電台天線插座	1	1	1	1	1	1	1	1	1	1	1
	13A Single Socket Outlet 13A 單位電插座	1	1	1	–	–	1	1	1	–	–	–
	13A Twin Socket Outlet 13A 雙位電插座	3	3	3	2	2	3	3	3	3	2	2
	Fused Spur Unit (Air Conditioner indoor unit) 接線蘇(冷氣室內機)	1	1	1	–	–	1	1	1	–	–	–
	Double Pole Switch (Air Conditioner indoor Unit) 開關掣(冷氣室內機)	–	–	–	1	1	–	–	–	1	1	1
	Double Pole Switch (Exhaust Fan or Thermo Ventilator) 開關掣(抽氣扇或浴室寶)	–	–	–	–	–	–	–	–	1	–	–
Bedroom 2 睡房2	Telephone Outlet 電話插座	1	1	1	1	1	1	1	1	1	1	1
	Data Point 網路位	1	1	1	1	1	1	1	1	1	1	1
	TV/FM Outlet 電視/電台天線插座	1	1	1	1	1	1	1	1	1	1	1
	13A Single Socket Outlet 13A 單位電插座	1	1	1	–	–	1	1	1	–	–	–
	13A Twin Socket Outlet 13A 雙位電插座	3	3	3	2	2	3	3	3	2	2	2
	Fused Spur Unit (Air Conditioner indoor unit) 接線蘇(冷氣室內機)	1	1	1	–	–	1	1	1	–	–	–
	Double Pole Switch (Air Conditioner indoor unit) 開關掣(冷氣室內機)	–	–	–	1	1	–	–	–	1	1	1
	Double Pole Switch (Exhaust Fan or Thermo Ventilator) 開關掣(抽氣扇或浴室寶)	1	1	1	–	–	1	1	1	–	–	–
Bedroom 3 睡房3	Telephone Outlet 電話插座	1	1	1	/	/	1	1	1	1	/	/
	Data Point 網路位	1	1	1	/	/	1	1	1	1	/	/
	TV/FM Outlet 電視/電台天線插座	1	1	1	/	/	1	1	1	1	/	/
	13A Single Socket Outlet 13A 單位電插座	2	2	2	/	/	2	2	2	–	/	/

Note:
1. The symbol " – " as shown in the above table denotes "Not provided".
2. The symbol " / " as shown in the above table denotes "Not applicable".
3. "1, 2, ..." as shown in the above table denotes the quantity of such provision(s) provided in the residential unit.

附註：
1. 上表「–」代表「不提供」。
2. 上表「/」代表「不適用」。
3. 上表「1, 2, ...」代表提供於該住宅單位內的裝置數量。

SCHEDULE OF MECHANICAL AND ELECTRICAL PROVISIONS – TOWER 機電裝置數量説明表 – 大廈

Location 位置	Mechanical and Electrical Provisions 機電裝置	Tower 1A 第1A座					Tower 1B 第1B座					
		G/F & UG/F 地下及高層地下			1/F 1樓		G/F & UG/F 地下及高層地下			1/F 1樓		
		A	B	C	D	E	A	B	C	D	E	F
Bedroom 3 睡房3	13A Twin Socket Outlet 13A 雙位電插座	3	3	3	/	/	3	3	3	2	/	/
	Fused Spur Unit (Air Conditioner indoor unit) 接線蘇(冷氣室內機)	1	1	1	/	/	1	1	1	–	/	/
	Double Pole Switch (Air Conditioner indoor unit) 開關掣(冷氣室內機)	–	–	–	/	/	–	–	–	1	/	/
Kitchen 廚房	13A Twin Socket Outlet 13A 雙位電插座	1	1	1	1	1	1	1	1	1	1	1
	13A Twin Socket Outlet (with USB port) 13A 雙位電插座(附有USB接口)	1	1	1	1	1	1	1	1	1	1	1
	Double Pole Switch (Electric Water Heater) 開關掣(電熱水爐)	–	–	–	1	1	–	–	–	–	1	1
	13A Single Socket Outlet (Refrigerator) 13A 單位電插座(雪櫃)	1	1	1	1	1	1	1	1	1	1	1
	Fused Spur Unit (LED Light) 接線蘇(LED燈)	2	2	2	1	1	2	2	2	1	1	1
	Fused Spur Unit (Wok Burner) 接線蘇(煮食爐)	1	1	1	1	1	1	1	1	1	1	1
	Fused Spur Unit (Cooker Hood) 接線蘇(抽油煙機)	1	1	1	1	1	1	1	1	1	1	1
	Fused Spur Unit (Exhaust Fan) 接線蘇(抽氣扇)	1	1	1	1	1	1	1	1	1	1	1
	Fused Spur Unit (Town Gas Heater) 接線蘇(煤氣爐)	–	–	–	1	1	–	–	–	2	1	1
	20A Connection Unit (Induction Type Hob) 20A 接線蘇(電磁爐)	1	1	1	1	1	1	1	1	1	1	1
	Double Pole Switch (Induction Type Hob) 開關掣(電磁爐)	1	1	1	1	1	1	1	1	1	1	1
	Washing Machine Connection Point (Water Inlet & Outlet) 洗衣機接駁點(來水及去水)	1	1	1	1	1	1	1	1	1	1	1
	20A Connection Unit (Steam Oven) 20A 接線蘇(蒸焗爐)	–	–	–	1	1	–	–	–	–	1	1
	Double Pole Switch (Steam Oven) 開關掣(蒸焗爐)	–	–	–	1	1	–	–	–	–	1	1
	13A Single Socket Outlet (Washer and Dryer 2 in 1) 13A 單位電插座(洗衣乾衣機)	–	–	–	1	1	–	–	–	–	1	1
	Data Point 網路位	1	1	1	–	–	1	1	1	1	–	–

Note:
1. The symbol " – " as shown in the above table denotes "Not provided".
2. The symbol " / " as shown in the above table denotes "Not applicable".
3. "1, 2, ..." as shown in the above table denotes the quantity of such provision(s) provided in the residential unit.

附註：
1. 上表「–」代表「不提供」。
2. 上表「/」代表「不適用」。
3. 上表「1, 2, ...」代表提供於該住宅單位內的裝置數量。

SCHEDULE OF MECHANICAL AND ELECTRICAL PROVISIONS – TOWER 機電裝置數量説明表 – 大廈

Location 位置	Mechanical and Electrical Provisions 機電裝置	Tower 1A 第1A座					Tower 1B 第1B座					
		G/F & UG/F 地下及高層地下			1/F 1樓		G/F & UG/F 地下及高層地下			1/F 1樓		
		A	B	C	D	E	A	B	C	D	E	F
Kitchen 廚房	13A Single Socket Outlet (Home Automation) 13A 單位電插座（智能家居）	1	1	1	–	–	1	1	1	1	–	–
	13A Single Socket Outlet (Washer) 13A 單位電插座（洗衣機）	1	1	1	–	–	1	1	1	1	–	–
	13A Single Socket Outlet (Dryer) 13A 單位電插座（乾衣機）	1	1	1	–	–	1	1	1	1	–	–
	13A Single Socket Outlet (Freezer) 13A 單位電插座（冰櫃）	1	1	1	–	–	1	1	1	1	–	–
	20A Connection Unit (Teppan-Yaki) 20A 接線蘇（鐵板燒）	1	1	1	–	–	1	1	1	1	–	–
	Double Pole Switch (Teppan-Yaki) 開關掣（鐵板燒）	1	1	1	–	–	1	1	1	1	–	–
	20A Connection Unit (Steamer) 20A 接線蘇（蒸爐）	1	1	1	–	–	1	1	1	1	–	–
	Double Pole Switch (Steamer) 開關掣（蒸爐）	1	1	1	–	–	1	1	1	1	–	–
	20A Connection Unit (Oven) 20A 接線蘇（烤焗爐）	1	1	1	–	–	1	1	1	1	–	–
	Double Pole Switch (Oven) 開關掣（烤焗爐）	1	1	1	–	–	1	1	1	1	–	–
	13A Single Socket Outlet (Wine Cooler) 13A 單位電插座（酒櫃）	1	1	1	–	–	1	1	1	1	–	–
	13A Single Socket Outlet (Coffee Maker) 13A 單位電插座（咖啡機）	1	1	1	–	–	1	1	1	1	–	–
	13A Single Socket Outlet (Warming Drawer) 13A 單位電插座（保溫櫃）	1	1	1	–	–	1	1	1	1	–	–
	13A Single Socket Outlet (Dish Washer) 13A 單位電插座（洗碗碟機）	1	1	1	–	–	1	1	1	1	–	–
Master Bathroom 主人浴室	13A Single Socket Outlet 13A 單位電插座	1	1	1	/	/	1	1	1	1	/	/
	13A Single Socket Outlet (with USB port) 13A 單位電插座（附有USB接口）	1	1	1	/	/	1	1	1	1	/	/
	Fused Spur Unit (Exhaust Fan) 接線蘇（抽氣扇）	1	1	1	/	/	1	1	1	1	/	/
	Fused Spur Unit (LED Light) 接線蘇（LED燈）	2	2	2	/	/	2	2	2	2	/	/

Note:
1. The symbol " – " as shown in the above table denotes "Not provided".
2. The symbol " / " as shown in the above table denotes "Not applicable".
3. "1, 2, ..." as shown in the above table denotes the quantity of such provision(s) provided in the residential unit.

附註：
1. 上表「–」代表「不提供」。
2. 上表「/」代表「不適用」。
3. 上表「1, 2, ...」代表提供於該住宅單位內的裝置數量。

SCHEDULE OF MECHANICAL AND ELECTRICAL PROVISIONS – TOWER 機電裝置數量説明表 – 大廈

Location 位置	Mechanical and Electrical Provisions 機電裝置	Tower 1A 第1A座					Tower 1B 第1B座					
		G/F & UG/F 地下及高層地下			1/F 1樓		G/F & UG/F 地下及高層地下			1/F 1樓		
		A	B	C	D	E	A	B	C	D	E	F
Master Bathroom 主人浴室	20A Connection Unit (Thermo Ventilator) 20A接線蘇（浴室寶）	1	1	1	/	/	1	1	1	1	/	/
	Triple Pole & Neutral Switch (Electric Water Heater) 三相開關掣（電熱水爐）	1	1	1	/	/	1	1	1	–	/	/
Bathroom 1 浴室1	13A Single Socket Outlet 13A 單位電插座	1	1	1	1	1	1	1	1	1	1	1
	13A Single Socket Outlet (with USB port) 13A 單位電插座（附有USB接口）	1	1	1	1	1	1	1	1	1	1	1
	Fused Spur Unit (Exhaust Fan) 接線蘇（抽氣扇）	1	1	1	1	1	1	1	1	1	1	1
	Fused Spur Unit (LED Light) 接線蘇（LED燈）	2	2	2	2	2	2	2	2	2	2	2
	20A Connection Unit (Thermo Ventilator) 20A接線蘇（浴室寶）	–	–	–	1	1	–	–	–	–	1	1
	Triple Pole & Neutral Switch (Electric Water Heater) 三相開關掣（電熱水爐）	1	1	1	–	–	1	1	1	–	–	–
Bathroom 2 浴室2	13A Single Socket Outlet 13A 單位電插座	1	1	1	1	1	1	1	1	1	1	1
	13A Single Socket Outlet (with USB port) 13A 單位電插座（附有USB接口）	1	1	1	1	1	1	1	1	1	1	1
	Fused Spur Unit (Exhaust Fan) 接線蘇（抽氣扇）	1	1	1	1	1	1	1	1	1	1	1
	Fused Spur Unit (LED Light) 接線蘇（LED燈）	2	2	2	2	2	2	2	2	2	2	2
	Triple Pole & Neutral Switch (Electric Water Heater) 三相開關掣（電熱水爐）	1	1	1	–	–	1	1	1	–	–	–
Bathroom 3 浴室3	13A Single Socket Outlet 13A 單位電插座	1	1	1	/	/	1	1	1	/	/	/
	13A Single Socket Outlet (with USB port) 13A 單位電插座（附有USB接口）	1	1	1	/	/	1	1	1	/	/	/
	Fused Spur Unit (Exhaust Fan) 接線蘇（抽氣扇）	1	1	1	/	/	1	1	1	/	/	/
	Fused Spur Unit (LED Light) 接線蘇（LED燈）	2	2	2	/	/	2	2	2	/	/	/
	Triple Pole & Neutral Switch (Electric Water Heater) 三相開關掣（電熱水爐）	1	1	1	/	/	1	1	1	/	/	/
	Double Pole Switch 開關掣	1	1	1	/	/	1	1	1	/	/	/

Note:
1. The symbol " – " as shown in the above table denotes "Not provided".
2. The symbol " / " as shown in the above table denotes "Not applicable".
3. "1, 2, ..." as shown in the above table denotes the quantity of such provision(s) provided in the residential unit.

附註：
1. 上表「–」代表「不提供」。
2. 上表「/」代表「不適用」。
3. 上表「1, 2, ...」代表提供於該住宅單位內的裝置數量。

SCHEDULE OF MECHANICAL AND ELECTRICAL PROVISIONS – TOWER 機電裝置數量説明表 – 大廈

Location 位置	Mechanical and Electrical Provisions 機電裝置	Tower 1A 第1A座					Tower 1B 第1B座					
		G/F & UG/F 地下及高層地下			1/F 1樓		G/F & UG/F 地下及高層地下			1/F 1樓		
		A	B	C	D	E	A	B	C	D	E	F
Utility Room 工作間	Telephone Outlet 電話插座	1	1	1	1	1	1	1	1	1	/	/
	13A Single Socket Outlet 13A 單位電插座	1	1	1	1	1	1	1	1	–	/	/
	13A Twin Socket Outlet 13A 雙位電插座	–	–	–	–	–	–	–	–	1	/	/
	Fused Spur Unit (Air Conditioner indoor unit) 接線蘇（冷氣室內機）	1	1	1	–	–	1	1	1	–	/	/
	Double Pole Switch (Air Conditioner indoor unit) 開關掣（冷氣室內機）	–	–	–	1	1	–	–	–	1	/	/
	Double Pole Switch (Exhaust Fan) 開關掣（抽氣扇）	1	1	1	–	–	1	1	1	1	/	/
	Fused Spur Unit (VRV Controller) 接線蘇（冷氣機控制器）	1	1	1	–	–	1	1	1	–	/	/
	Triple Pole & Neutral Switch (Electric Water Heater) 三相開關掣（電熱水爐）	1	1	1	–	–	1	1	1	–	/	/
	Distribution Board 配電箱	1	1	1	–	–	1	1	1	–	/	/
Water Closet 洗手間	Triple Pole & Neutral Switch (Electric Water Heater) 三相開關掣（電熱水爐）	1	1	1	/	/	1	1	1	1	/	/
	Fused Spur Unit (Exhaust Fan) 接線蘇（抽氣扇）	1	1	1	/	/	1	1	1	1	/	/
A/C Platform 冷氣機平台	Double Pole Switch (Air Conditioner outdoor unit) 開關掣（冷氣室外機）	2	2	2	3	3	2	2	2	4	3	3
Corridor on UG/F 走廊於高層地下	Double Pole Switch (Exhaust Fan) 開關掣（抽氣扇）	1	1	1	/	/	1	1	1	/	/	/
	Telephone Outlet 電話插座	1	1	1	/	/	1	1	1	/	/	/
	Data Point 網路位	1	1	1	/	/	1	1	1	/	/	/
	TV/FM Outlet 電視/電台天線插座	1	1	1	/	/	1	1	1	/	/	/
	13A Single Socket Outlet 13A 單位電插座	1	1	1	/	/	1	1	1	/	/	/
	13A Twin Socket Outlet 13A 雙位電插座	1	1	1	/	/	1	1	1	/	/	/
	Home Automation Touch Panel 智能家居觸控控制屏	1	1	1	/	/	1	1	1	/	/	/
	Door Bell 門鐘	1	1	1	/	/	1	1	1	/	/	/
	Fused Spur Unit (Door Bell) 接線蘇（門鐘）	1	1	1	/	/	1	1	1	/	/	/
Lift Lobby & Corridor 電梯大堂及走廊	Door Bell Push Button 門鐘襟手掣	1	1	1	1	1	1	1	1	1	1	1
Private Garden 私人花園	Fused Spur Unit (BBQ) 接線蘇（燒烤爐）	1	1	1	/	/	1	1	1	/	/	/
	13A Single Socket Outlet (Weatherproof Type) 13A 防水單位電插座	1	1	1	/	/	1	1	1	/	/	/
Store Room 儲物室	13A Twin Socket Outlet 13A 雙位電插座	/	/	/	/	/	1	/	/	/	/	/

Note:

1. The symbol " – " as shown in the above table denotes "Not provided".
2. The symbol " / " as shown in the above table denotes "Not applicable".
3. "1, 2, ..." as shown in the above table denotes the quantity of such provision(s) provided in the residential unit.

附註：

1. 上表「–」代表「不提供」。
2. 上表「/」代表「不適用」。
3. 上表「1, 2, ...」代表提供於該住宅單位內的裝置數量。

SCHEDULE OF MECHANICAL AND ELECTRICAL PROVISIONS – TOWER 機電裝置數量說明表 – 大廈

Location 位置	Mechanical and Electrical Provisions 機電裝置	Tower 1A 第1A座						Tower 1B 第1B座						
		2/F – 3/F, 5/F – 12/F & 15/F – 18/F 2樓至3樓、5樓至12樓及15樓至18樓						2/F – 3/F, 5/F – 12/F & 15/F – 18/F 2樓至3樓、5樓至12樓及15樓至18樓						
		A	B	C	D	E	F	A	B	C	D	E	F	G
Living / Dining Room and Corridor 客/飯廳及走廊	Telephone Outlet 電話插座	2	2	2	2	2	2	2	2	2	2	2	2	2
	Data Point 網路位	2	2	2	2	2	2	2	2	2	2	2	2	2
	TV/FM Outlet 電視/電台天線插座	2	2	2	2	2	2	2	2	2	2	2	2	2
	13A Single Socket Outlet (Visum) 13A 單位電插座（Visum）	1	1	1	1	1	1	1	1	1	1	1	1	1
	13A Single Socket Outlet (with USB port) 13A 單位電插座（附有USB接口）	1	1	1	–	–	–	1	1	1	–	–	–	–
	13A Twin Socket Outlet 13A 雙位電插座	3	3	3	4	5	5	3	3	3	4	5	5	5
	Double Pole Switch (Exhaust Fan or Thermo Ventilator) 開關掣（抽氣扇或浴室寶）	1	2	2	2	2	2	2	1	2	2	2	2	2
	Door Bell 門鐘	1	1	1	1	1	1	1	1	1	1	1	1	1
	Fused Spur Unit (Door Bell) 接線蘇（門鐘）	1	1	1	1	1	1	1	1	1	1	1	1	1
	Double Pole Switch (Air Conditioner indoor unit) 開關掣（冷氣室內機）	1	1	1	2	2	2	1	1	1	2	2	2	2
	Distribution Board 配電箱	1	1	1	1	1	1	1	1	1	1	1	1	1
	Fused Spur Unit (Exhaust Fan) 接線蘇（抽氣扇）	–	1	1	–	–	–	1	1	1	–	–	–	–
Master Bedroom 主人睡房	Telephone Outlet 電話插座	1	1	1	1	1	1	1	1	1	1	1	1	1
	Data Point 網路位	1	1	1	1	1	1	1	1	1	1	1	1	1
	TV/FM Outlet 電視/電台天線插座	1	1	1	1	1	1	1	1	1	1	1	1	1
	13A Single Socket Outlet 13A 單位電插座	1	1	1	1	–	–	1	1	1	1	–	–	–
	13A Twin Socket Outlet 13A 雙位電插座	2	2	2	2	3	3	2	2	2	2	3	3	3
	Double Pole Switch (Exhaust Fan or Thermo Ventilator) 開關掣（抽氣扇或浴室寶）	1	–	–	–	1	1	–	1	–	–	2	1	1

Note:
1. The symbol " – " as shown in the above table denotes "Not provided".
2. The symbol " / " as shown in the above table denotes "Not applicable".
3. "1, 2, ..." as shown in the above table denotes the quantity of such provision(s) provided in the residential unit.

附註：
1. 上表「–」代表「不提供」。
2. 上表「/」代表「不適用」。
3. 上表「1, 2, ...」代表提供於該住宅單位內的裝置數量。

SCHEDULE OF MECHANICAL AND ELECTRICAL PROVISIONS – TOWER 機電裝置數量説明表 – 大廈

Location 位置	Mechanical and Electrical Provisions 機電裝置	Tower 1A 第1A座						Tower 1B 第1B座						
		2/F – 3/F, 5/F – 12/F & 15/F – 18/F 2樓至3樓、5樓至12樓及15樓至18樓						2/F – 3/F, 5/F – 12/F & 15/F – 18/F 2樓至3樓、5樓至12樓及15樓至18樓						
		A	B	C	D	E	F	A	B	C	D	E	F	G
Master Bedroom 主人睡房	Double Pole Switch (Air Conditioner indoor unit) 開關掣(冷氣室內機)	1	1	1	1	1	1	1	1	1	1	2	1	1
Bedroom 1 睡房1	Telephone Outlet 電話插座	/	1	1	1	1	1	1	/	1	1	1	1	1
	Data Point 網路位	/	1	1	1	1	1	1	/	1	1	1	1	1
	TV/FM Outlet 電視/電台天線插座	/	1	1	1	1	1	1	/	1	1	1	1	1
	13A Single Socket Outlet 13A 單位電插座	/	–	–	–	–	–	–	/	–	–	1	–	–
	13A Twin Socket Outlet 13A 雙位電插座	/	2	2	2	2	2	2	/	2	2	2	2	2
	Double Pole Switch (Air Conditioner indoor unit) 開關掣(冷氣室內機)	/	1	1	1	1	1	1	/	1	1	1	1	1
	Double Pole Switch (Exhaust Fan or Thermo Ventilator) 開關掣(抽氣扇或浴室寶)	/	–	–	–	–	–	–	/	–	–	1	–	–
Bedroom 2 睡房2	Telephone Outlet 電話插座	/	/	/	/	1	1	/	/	/	/	1	1	1
	Data Point 網路位	/	/	/	/	1	1	/	/	/	/	1	1	1
	TV/FM Outlet 電視/電台天線插座	/	/	/	/	1	1	/	/	/	/	1	1	1
	13A Twin Socket Outlet 13A 雙位電插座	/	/	/	/	2	2	/	/	/	/	2	2	2
	Double Pole Switch (Air Conditioner indoor unit) 開關掣(冷氣室內機)	/	/	/	/	1	1	/	/	/	/	1	1	1
Bedroom 3 睡房3	Telephone Outlet 電話插座	/	/	/	/	/	/	/	/	/	/	1	/	/
	Data Point 網路位	/	/	/	/	/	/	/	/	/	/	1	/	/
	TV/FM Outlet 電視/電台天線插座	/	/	/	/	/	/	/	/	/	/	1	/	/
	13A Twin Socket Outlet 13A 雙位電插座	/	/	/	/	/	/	/	/	/	/	2	/	/
	Double Pole Switch (Air Conditioner indoor unit) 開關掣(冷氣室內機)	/	/	/	/	/	/	/	/	/	/	1	/	/
Kitchen 廚房	13A Twin Socket Outlet 13A 雙位電插座	/	/	/	1	1	1	/	/	/	1	1	1	1

Note:
1. The symbol " – " as shown in the above table denotes "Not provided".
2. The symbol " / " as shown in the above table denotes "Not applicable".
3. "1, 2, ..." as shown in the above table denotes the quantity of such provision(s) provided in the residential unit.

附註：
1. 上表「–」代表「不提供」。
2. 上表「/」代表「不適用」。
3. 上表「1, 2, ...」代表提供於該住宅單位內的裝置數量。

SCHEDULE OF MECHANICAL AND ELECTRICAL PROVISIONS – TOWER 機電裝置數量說明表 – 大廈

Location 位置	Mechanical and Electrical Provisions 機電裝置	Tower 1A 第1A座						Tower 1B 第1B座						
		2/F – 3/F, 5/F – 12/F & 15/F – 18/F 2樓至3樓、5樓至12樓及15樓至18樓						2/F – 3/F, 5/F – 12/F & 15/F – 18/F 2樓至3樓、5樓至12樓及15樓至18樓						
		A	B	C	D	E	F	A	B	C	D	E	F	G
Kitchen 廚房	13A Twin Socket Outlet (with USB port) 13A 雙位電插座（附有USB接口）	/	/	/	1	1	1	/	/	/	1	1	1	1
	Double Pole Switch (Electric Water Heater) 開關掣（電熱水爐）	/	/	/	1	1	1	/	/	/	1	–	1	1
	13A Single Socket Outlet (Refrigerator) 13A 單位電插座（雪櫃）	/	/	/	1	1	1	/	/	/	1	1	1	1
	Fused Spur Unit (LED Light) 接線蘇（LED燈）	/	/	/	1	1	1	/	/	/	1	1	1	1
	Fused Spur Unit (Wok Burner) 接線蘇（煮食爐）	/	/	/	1	1	1	/	/	/	1	1	1	1
	Fused Spur Unit (Cooker Hood) 接線蘇（抽油煙機）	/	/	/	1	1	1	/	/	/	1	1	1	1
	Fused Spur Unit (Town Gas) 接線蘇（煤氣）	/	/	/	1	1	1	/	/	/	1	2	1	1
	Fused Spur Unit (Exhaust Fan) 接線蘇（抽氣扇）	/	/	/	1	1	1	/	/	/	1	1	1	1
	20A Connection Unit (Induction Type Hob) 20A 接線蘇（電磁爐）	/	/	/	1	1	1	/	/	/	1	1	1	1
	Double Pole Switch (Induction Type Hob) 開關掣（電磁爐）	/	/	/	1	1	1	/	/	/	1	1	1	1
	Washing Machine Connection Point (Water Inlet & Outlet) 洗衣機接駁點（來水及去水）	/	/	/	1	1	1	/	/	/	1	1	1	1
	20A Connection Unit (Steam Oven) 20A 接線蘇（蒸焗爐）	/	/	/	1	1	1	/	/	/	1	–	1	1
	Double Pole Switch (Steam Oven) 開關掣（蒸焗爐）	/	/	/	1	1	1	/	/	/	1	–	1	1
	13A Single Socket Outlet (Washer and Dryer 2 in 1) 13A 單位電插座（洗衣乾衣機）	/	/	/	1	1	1	/	/	/	1	–	1	1
	Data Point 網路位	/	/	/	–	–	–	/	/	/	–	1	–	–
	13A Single Socket Outlet (Home Automation) 13A 單位電插座（智能家居）	/	/	/	–	–	–	/	/	/	–	1	–	–
	13A Single Socket Outlet (Washer) 13A 單位電插座（洗衣機）	/	/	/	–	–	–	/	/	/	–	1	–	–
	13A Single Socket Outlet (Dryer) 13A 單位電插座（乾衣機）	/	/	/	–	–	–	/	/	/	–	1	–	–

Note:
1. The symbol " – " as shown in the above table denotes "Not provided".
2. The symbol " / " as shown in the above table denotes "Not applicable".
3. "1, 2, ..." as shown in the above table denotes the quantity of such provision(s) provided in the residential unit.

附註：
1. 上表「–」代表「不提供」。
2. 上表「/」代表「不適用」。
3. 上表「1, 2, ...」代表提供於該住宅單位內的裝置數量。

SCHEDULE OF MECHANICAL AND ELECTRICAL PROVISIONS – TOWER 機電裝置數量說明表 – 大廈

Location 位置	Mechanical and Electrical Provisions 機電裝置	Tower 1A 第1A座						Tower 1B 第1B座						
		2/F – 3/F, 5/F – 12/F & 15/F – 18/F 2樓至3樓、5樓至12樓及15樓至18樓						2/F – 3/F, 5/F – 12/F & 15/F – 18/F 2樓至3樓、5樓至12樓及15樓至18樓						
		A	B	C	D	E	F	A	B	C	D	E	F	G
Kitchen 廚房	13A Single Socket Outlet (Freezer) 13A 單位電插座（冰櫃）	/	/	/	–	–	–	/	/	/	–	1	–	–
	20A Connection Unit (Teppan-Yaki) 20A 接線蘇（鐵板燒）	/	/	/	–	–	–	/	/	/	–	1	–	–
	Double Pole Switch (Teppan-Yaki) 開關掣（鐵板燒）	/	/	/	–	–	–	/	/	/	–	1	–	–
	20A Connection Unit (Steamer) 20A 接線蘇（蒸爐）	/	/	/	–	–	–	/	/	/	–	1	–	–
	Double Pole Switch (Steamer) 開關掣（蒸爐）	/	/	/	–	–	–	/	/	/	–	1	–	–
	20A Connection Unit (Oven) 20A 接線蘇（烤焗爐）	/	/	/	–	–	–	/	/	/	–	1	–	–
	Double Pole Switch (Oven) 開關掣（烤焗爐）	/	/	/	–	–	–	/	/	/	–	1	–	–
	13A Single Socket Outlet (Wine Cooler) 13A 單位電插座（酒櫃）	/	/	/	–	–	–	/	/	/	–	1	–	–
	13A Single Socket Outlet (Coffee Maker) 13A 單位電插座（咖啡機）	/	/	/	–	–	–	/	/	/	–	1	–	–
	13A Single Socket Outlet (Warming Drawer) 13A 單位電插座（保溫櫃）	/	/	/	–	–	–	/	/	/	–	1	–	–
	13A Single Socket Outlet (Dish Washer) 13A 單位電插座（洗碗碟機）	/	/	/	–	–	–	/	/	/	–	1	–	–
	Home Automation Touch Panel 智能家居觸控控制屏	/	/	/	–	–	–	/	/	/	–	1	–	–
Open Kitchen 開放式廚房	13A Twin Socket Outlet 13A 雙位電插座	1	1	1	/	/	/	1	1	1	/	/	/	/
	13A Twin Socket Outlet (with USB port) 13A 雙位電插座（附有USB接口）	1	1	1	/	/	/	1	1	1	/	/	/	/
	Triple Pole & Neutral Switch (Electric Water Heater) 三相開關掣（電熱水爐）	1	1	1	/	/	/	1	1	1	/	/	/	/
	13A Single Socket Outlet (Refrigerator) 13A 單位電插座（雪櫃）	1	1	1	/	/	/	1	1	1	/	/	/	/
	13A Single Socket Outlet (Washer and Dryer 2 in 1) 13A 單位電插座（洗衣乾衣機）	1	1	1	/	/	/	1	1	1	/	/	/	/
	20A Connection Unit (Steam Oven) 20A 接線蘇（蒸焗爐）	1	1	1	/	/	/	1	1	1	/	/	/	/
	Double Pole Switch (Steam Oven) 開關掣（蒸焗爐）	1	1	1	/	/	/	1	1	1	/	/	/	/

Note:
1. The symbol " – " as shown in the above table denotes "Not provided".
2. The symbol " / " as shown in the above table denotes "Not applicable".
3. "1, 2, ..." as shown in the above table denotes the quantity of such provision(s) provided in the residential unit.

附註：
1. 上表「–」代表「不提供」。
2. 上表「/」代表「不適用」。
3. 上表「1, 2, ...」代表提供於該住宅單位內的裝置數量。

SCHEDULE OF MECHANICAL AND ELECTRICAL PROVISIONS – TOWER 機電裝置數量說明表 – 大廈

Location 位置	Mechanical and Electrical Provisions 機電裝置	Tower 1A 第1A座						Tower 1B 第1B座						
		2/F – 3/F, 5/F – 12/F & 15/F – 18/F 2樓至3樓、5樓至12樓及15樓至18樓						2/F – 3/F, 5/F – 12/F & 15/F – 18/F 2樓至3樓、5樓至12樓及15樓至18樓						
		A	B	C	D	E	F	A	B	C	D	E	F	G
Open Kitchen 開放式廚房	Fused Spur Unit (LED Light) 接線蘇(LED燈)	1	1	1	/	/	/	1	1	1	/	/	/	/
	Fused Spur Unit (Cooker Hood) 接線蘇(抽油煙機)	1	1	1	/	/	/	1	1	1	/	/	/	/
	20A Connection Unit (Induction Type Hob) 20A接線蘇(電磁爐)	1	1	1	/	/	/	1	1	1	/	/	/	/
	Double Pole Switch (Induction Type Hob) 開關掣(電磁爐)	1	1	1	/	/	/	1	1	1	/	/	/	/
	Washing Machine Connection Point (Water Inlet & Outlet) 洗衣機接駁點(來水及去水)	1	1	1	/	/	/	1	1	1	/	/	/	/
Master Bathroom 主人浴室	13A Single Socket Outlet 13A單位電插座	/	/	/	/	/	/	/	/	/	/	1	/	/
	13A Single Socket Outlet (with USB port) 13A單位電插座(附有USB接口)	/	/	/	/	/	/	/	/	/	/	1	/	/
	Fused Spur Unit (Exhaust Fan) 接線蘇(抽氣扇)	/	/	/	/	/	/	/	/	/	/	1	/	/
	Fused Spur Unit (LED Light) 接線蘇(LED燈)	/	/	/	/	/	/	/	/	/	/	2	/	/
	20A Connection Unit (Thermo Ventilator) 20A接線蘇(浴室寶)	/	/	/	/	/	/	/	/	/	/	1	/	/
Bathroom 1 浴室1	13A Single Socket Outlet 13A單位電插座	1	1	1	1	1	1	1	1	1	1	1	1	1
	13A Single Socket Outlet (with USB port) 13A單位電插座(附有USB接口)	1	1	1	1	1	1	1	1	1	1	1	1	1
	Fused Spur Unit (Exhaust Fan) 接線蘇(抽氣扇)	2	1	1	1	1	1	1	1	1	1	1	1	1
	Fused Spur Unit (LED Light) 接線蘇(LED燈)	2	2	2	2	2	2	2	2	2	2	2	2	2
	20A Connection Unit (Thermo Ventilator) 20A接線蘇(浴室寶)	1	1	1	1	1	1	1	1	1	1	–	1	1
Bathroom 2 浴室2	13A Single Socket Outlet 13A單位電插座	/	/	/	/	1	1	/	/	/	/	1	1	1
	13A Single Socket Outlet (with USB port) 13A單位電插座(附有USB接口)	/	/	/	/	1	1	/	/	/	/	1	1	1
	Fused Spur Unit (Exhaust Fan) 接線蘇(抽氣扇)	/	/	/	/	1	1	/	/	/	/	1	1	1

Note:
1. The symbol " – " as shown in the above table denotes "Not provided".
2. The symbol " / " as shown in the above table denotes "Not applicable".
3. "1, 2, ..." as shown in the above table denotes the quantity of such provision(s) provided in the residential unit.

附註：
1. 上表「–」代表「不提供」。
2. 上表「/」代表「不適用」。
3. 上表「1, 2, ...」代表提供於該住宅單位內的裝置數量。

SCHEDULE OF MECHANICAL AND ELECTRICAL PROVISIONS – TOWER 機電裝置數量說明表 – 大廈

Location 位置	Mechanical and Electrical Provisions 機電裝置	Tower 1A 第1A座						Tower 1B 第1B座						
		2/F – 3/F, 5/F – 12/F & 15/F – 18/F 2樓至3樓、5樓至12樓及15樓至18樓						2/F – 3/F, 5/F – 12/F & 15/F – 18/F 2樓至3樓、5樓至12樓及15樓至18樓						
		A	B	C	D	E	F	A	B	C	D	E	F	G
Bathroom 2 浴室2	Fused Spur Unit (LED Light) 接線蘇(LED燈)	/	/	/	/	2	2	/	/	/	/	2	2	2
Utility Room 工作間	Telephone Outlet 電話插座	/	/	/	/	1	1	/	/	/	/	1	/	/
	13A Single Socket Outlet 13A 單位電插座	/	/	/	/	1	1	/	/	/	/	–	/	/
	13A Twin Socket Outlet 13A 雙位電插座	/	/	/	/	/	/	/	/	/	/	1	/	/
	Double Pole Switch (Air Conditioner indoor unit) 開關掣(冷氣室內機)	/	/	/	/	1	1	/	/	/	/	1	/	/
	Double Pole Switch (Exhaust Fan or Thermo Ventilator) 開關掣(抽氣扇或浴室寶)	/	/	/	/	–	–	/	/	/	/	1	/	/
	Triple Pole & Neutral Switch (Electric Water Heater) 三相開關掣(電熱水爐)	/	/	/	/	/	/	/	/	/	/	1	/	/
Water Closet 洗手間	Fused Spur Unit (Exhaust Fan) 接線蘇(抽氣扇)	/	/	/	/	/	/	/	/	/	/	1	/	/
A/C Platform 冷氣機平台	Double Pole Switch (Air Conditioner outdoor unit) 開關掣(冷氣室外機)	1	2	2	2	3	3	2	1	2	2	4	3	3
Lift Lobby & Corridor 電梯大堂及走廊	Door Bell Push Button 門鐘襟手掣	1	1	1	1	1	1	1	1	1	1	1	1	1

Note:
1. The symbol " – " as shown in the above table denotes "Not provided".
2. The symbol " / " as shown in the above table denotes "Not applicable".
3. "1, 2, ..." as shown in the above table denotes the quantity of such provision(s) provided in the residential unit.

附註：
1. 上表「–」代表「不提供」。
2. 上表「/」代表「不適用」。
3. 上表「1, 2, ...」代表提供於該住宅單位內的裝置數量。

SCHEDULE OF MECHANICAL AND ELECTRICAL PROVISIONS – TOWER 機電裝置數量說明表 – 大廈

Location 位置	Mechanical and Electrical Provisions 機電裝置	Tower 1A 第1A座									Tower 1B 第1B座				
		19/F 19樓						20/F 20樓			19/F 19樓			20/F 20樓	
		A	B	C	D	E	F	A	B	C	A	B	C	A	B
Living / Dining Room and Corridor 客/飯廳及走廊	Telephone Outlet 電話插座	2	2	2	2	2	2	2	2	2	2	2	2	2	2
	Data Point 網路位	2	2	2	2	2	2	2	2	2	2	2	2	2	2
	TV/FM Outlet 電視/電台天線插座	2	2	2	2	2	2	2	2	2	2	2	2	2	2
	13A Single Socket Outlet (Visum) 13A 單位電插座（Visum）	1	1	1	1	1	1	1	1	1	1	1	1	1	1
	13A Single Socket Outlet (with USB port) 13A 單位電插座（附有USB接口）	1	1	1	–	–	–	1	–	–	–	–	–	–	–
	13A Single Socket Outlet 13A 單位電插座	–	–	–	–	–	–	–	–	1	–	–	–	–	–
	13A Twin Socket Outlet 13A 雙位電插座	3	3	3	4	5	5	3	4	4	5	5	5	5	5
	Double Pole Switch (Exhaust Fan or Thermo Ventilator) 開關掣（抽氣扇或浴室寶）	1	2	2	2	2	2	2	2	3	2	2	2	3	2
	Door Bell 門鐘	1	1	1	1	1	1	1	1	1	1	1	1	1	1
	Fused Spur Unit (Door Bell) 接線蘇（門鐘）	1	1	1	1	1	1	1	1	1	1	1	1	1	1
	Fused Spur Unit (Air Conditioner indoor unit) 接線蘇（冷氣室內機）	–	–	–	–	–	–	–	–	3	–	–	–	3	2
	Double Pole Switch (Air Conditioner indoor unit) 開關掣（冷氣室內機）	1	1	1	2	2	2	1	2	–	2	2	2	–	–
	Distribution Board 配電箱	1	1	1	1	1	1	1	1	1	1	1	1	1	1
	Fused Spur Unit (Exhaust Fan) 接線蘇（抽氣扇）	–	1	1	–	–	–	1	–	–	–	–	–	–	–
Master Bedroom 主人睡房	Telephone Outlet 電話插座	1	1	1	1	1	1	1	1	1	1	1	1	1	1
	Data Point 網路位	1	1	1	1	1	1	1	1	1	1	1	1	1	1
	TV/FM Outlet 電視/電台天線插座	1	1	1	1	1	1	1	1	1	1	1	1	1	1
	13A Single Socket Outlet 13A 單位電插座	1	1	1	1	–	–	1	1	–	–	–	–	–	–
	13A Twin Socket Outlet 13A 雙位電插座	2	2	2	2	3	3	2	2	4	3	3	3	4	3
	Double Pole Switch (Exhaust Fan or Thermo Ventilator) 開關掣（抽氣扇或浴室寶）	1	–	–	–	1	1	–	–	2	1	1	1	2	2
	Panic Alarm Button 緊急警報掣	–	–	–	–	–	–	–	–	1	–	–	–	1	1

Note:
1. The symbol " – " as shown in the above table denotes "Not provided".
2. The symbol " / " as shown in the above table denotes "Not applicable".
3. "1, 2, ..." as shown in the above table denotes the quantity of such provision(s) provided in the residential unit.

附註：
1. 上表「–」代表「不提供」。
2. 上表「/」代表「不適用」。
3. 上表「1, 2, ...」代表提供於該住宅單位內的裝置數量。

SCHEDULE OF MECHANICAL AND ELECTRICAL PROVISIONS – TOWER 機電裝置數量説明表 – 大廈

Location 位置	Mechanical and Electrical Provisions 機電裝置	Tower 1A 第1A座									Tower 1B 第1B座				
		19/F 19樓						20/F 20樓			19/F 19樓			20/F 20樓	
		A	B	C	D	E	F	A	B	C	A	B	C	A	B
Master Bedroom 主人睡房	Fused Spur Unit (Air Conditioner indoor unit) 接線蘇(冷氣室內機)	–	–	–	–	–	–	–	–	2	–	–	–	2	1
	Double Pole Switch (Air Conditioner indoor unit) 開關掣(冷氣室內機)	1	1	1	1	1	1	1	1	–	2	1	1	–	–
Bedroom 1 睡房1	Telephone Outlet 電話插座	/	1	1	1	1	1	1	1	1	1	1	1	1	1
	Data Point 網路位	/	1	1	1	1	1	1	1	1	1	1	1	1	1
	TV/FM Outlet 電視/電台天線插座	/	1	1	1	1	1	1	1	1	1	1	1	1	1
	13A Single Socket Outlet 13A 單位電插座	/	–	–	–	–	–	–	–	–	1	–	–	–	–
	13A Twin Socket Outlet 13A 雙位電插座	/	2	2	2	2	2	2	2	2	2	2	2	2	2
	Fused Spur Unit (Air Conditioner indoor unit) 接線蘇(冷氣室內機)	/	–	–	–	–	–	–	–	1	–	–	–	1	1
	Double Pole Switch (Air Conditioner indoor unit) 開關掣(冷氣室內機)	/	1	1	1	1	1	1	1	–	1	1	1	–	–
	Double Pole Switch (Exhaust Fan or Thermo Ventilator) 開關掣(抽氣扇或浴室寶)	/	–	–	–	–	–	–	–	–	1	–	–	–	–
Bedroom 2 睡房2	Telephone Outlet 電話插座	/	/	/	/	1	1	/	/	1	1	1	1	1	1
	Data Point 網路位	/	/	/	/	1	1	/	/	1	1	1	1	1	1
	TV/FM Outlet 電視/電台天線插座	/	/	/	/	1	1	/	/	1	1	1	1	1	1
	13A Twin Socket Outlet 13A 雙位電插座	/	/	/	/	2	2	/	/	2	2	2	2	2	2
	Fused Spur Unit (Air Conditioner indoor unit) 接線蘇(冷氣室內機)	/	/	/	/	–	–	/	/	1	–	–	–	1	1
	Double Pole Switch (Air Conditioner indoor unit) 開關掣(冷氣室內機)	/	/	/	/	1	1	/	/	–	1	1	1	–	–
Bedroom 3 睡房3	Telephone Outlet 電話插座	/	/	/	/	/	/	/	/	1	1	/	/	1	/
	Data Point 網路位	/	/	/	/	/	/	/	/	1	1	/	/	1	/
	TV/FM Outlet 電視/電台天線插座	/	/	/	/	/	/	/	/	1	1	/	/	1	/
	13A Single Socket Outlet 13A 單位電插座	/	/	/	/	/	/	/	/	1	–	/	/	–	/
	13A Twin Socket Outlet 13A 雙位電插座	/	/	/	/	/	/	/	/	2	2	/	/	3	/
	Fused Spur Unit (Air Conditioner indoor unit) 接線蘇(冷氣室內機)	/	/	/	/	/	/	/	/	1	–	/	/	1	/
	Double Pole Switch (Air Conditioner indoor unit) 開關掣(冷氣室內機)	/	/	/	/	/	/	/	/	–	1	/	/	–	/
	Double Pole Switch (Exhaust Fan or Thermo Ventilator) 開關掣(抽氣扇或浴室寶)	/	/	/	/	/	/	/	/	1	–	/	/	1	/

Note:

1. The symbol " – " as shown in the above table denotes "Not provided".
2. The symbol " / " as shown in the above table denotes "Not applicable".
3. "1, 2, ..." as shown in the above table denotes the quantity of such provision(s) provided in the residential unit.

附註：

1. 上表「–」代表「不提供」。
2. 上表「/」代表「不適用」。
3. 上表「1, 2, ...」代表提供於該住宅單位內的裝置數量。

SCHEDULE OF MECHANICAL AND ELECTRICAL PROVISIONS – TOWER 機電裝置數量說明表 – 大廈

Location 位置	Mechanical and Electrical Provisions 機電裝置	Tower 1A 第1A座									Tower 1B 第1B座				
		19/F 19樓						20/F 20樓			19/F 19樓			20/F 20樓	
		A	B	C	D	E	F	A	B	C	A	B	C	A	B
Kitchen 廚房	13A Twin Socket Outlet 13A 雙位電插座	/	/	/	1	1	1	/	1	1	1	1	1	1	1
	13A Twin Socket Outlet (with USB port) 13A 雙位電插座（附有USB接口）	/	/	/	1	1	1	/	1	1	1	1	1	1	1
	Double Pole Switch (Electric Water Heater) 開關掣（電熱水爐）	/	/	/	1	1	1	/	1	–	–	1	1	–	–
	13A Single Socket Outlet (Refrigerator) 13A 單位電插座（雪櫃）	/	/	/	1	1	1	/	1	1	1	1	1	1	1
	Fused Spur Unit (LED Light) 接線蘇（LED燈）	/	/	/	1	1	1	/	1	1	1	1	1	1	1
	Fused Spur Unit (Wok Burner) 接線蘇（煮食爐）	/	/	/	1	1	1	/	1	1	1	1	1	1	1
	Fused Spur Unit (Cooker Hood) 接線蘇（抽油煙機）	/	/	/	1	1	1	/	1	1	1	1	1	1	1
	Fused Spur Unit (Exhaust Fan) 接線蘇（抽氣扇）	/	/	/	1	1	1	/	1	1	1	1	1	1	1
	Fused Spur Unit (Town Gas) 接線蘇（煤氣）	/	/	/	1	1	1	/	1	2	2	1	1	2	1
	20A Connection Unit (Induction Type Hob) 20A 接線蘇（電磁爐）	/	/	/	1	1	1	/	1	1	1	1	1	1	1
	Double Pole Switch (Induction Type Hob) 開關掣（電磁爐）	/	/	/	1	1	1	/	1	1	1	1	1	1	1
	Washing Machine Connection Point (Water Inlet & Outlet) 洗衣機接駁點（來水及去水）	/	/	/	1	1	1	/	1	1	1	1	1	1	1
	20A Connection Unit (Steam Oven) 20A 接線蘇（蒸焗爐）	/	/	/	1	1	1	/	1	–	–	1	1	–	–
	Double Pole Switch (Steam Oven) 開關掣（蒸焗爐）	/	/	/	1	1	1	/	1	–	–	1	1	–	–
	13A Single Socket Outlet (Washer and Dryer 2 in 1) 13A 單位電插座（洗衣乾衣機）	/	/	/	1	1	1	/	1	–	–	1	1	–	1
	Data Point 網路位	/	/	/	–	–	–	/	–	1	1	–	–	1	1
	13A Single Socket Outlet (Home Automation) 13A 單位電插座（智能家居）	/	/	/	–	–	–	/	–	1	1	–	–	1	1
	13A Single Socket Outlet (Washer) 13A 單位電插座（洗衣機）	/	/	/	–	–	–	/	–	1	1	–	–	1	–

Note:
1. The symbol " – " as shown in the above table denotes "Not provided".
2. The symbol " / " as shown in the above table denotes "Not applicable".
3. "1, 2, ..." as shown in the above table denotes the quantity of such provision(s) provided in the residential unit.

附註：
1. 上表「–」代表「不提供」。
2. 上表「/」代表「不適用」。
3. 上表「1, 2, ...」代表提供於該住宅單位內的裝置數量。

SCHEDULE OF MECHANICAL AND ELECTRICAL PROVISIONS – TOWER 機電裝置數量説明表 – 大廈

Location 位置	Mechanical and Electrical Provisions 機電裝置	Tower 1A 第1A座									Tower 1B 第1B座				
		19/F 19樓						20/F 20樓			19/F 19樓			20/F 20樓	
		A	B	C	D	E	F	A	B	C	A	B	C	A	B
Kitchen 廚房	13A Single Socket Outlet (Dryer) 13A 單位電插座 (乾衣機)	/	/	/	–	–	–	/	–	1	1	–	–	1	–
	13A Single Socket Outlet (Freezer) 13A 單位電插座 (冰櫃)	/	/	/	–	–	–	/	–	1	1	–	–	1	–
	20A Connection Unit (Teppan-Yaki) 20A 接線蘇 (鐵板燒)	/	/	/	–	–	–	/	–	1	1	–	–	1	–
	Double Pole Switch (Teppan-Yaki) 開關掣 (鐵板燒)	/	/	/	–	–	–	/	–	1	1	–	–	1	–
	20A Connection Unit (Steamer) 20A 接線蘇 (蒸爐)	/	/	/	–	–	–	/	–	1	1	–	–	1	1
	Double Pole Switch (Steamer) 開關掣 (蒸爐)	/	/	/	–	–	–	/	–	1	1	–	–	1	1
	20A Connection Unit (Oven) 20A 接線蘇 (烤焗爐)	/	/	/	–	–	–	/	–	1	1	–	–	1	1
	Double Pole Switch (Oven) 開關掣 (烤焗爐)	/	/	/	–	–	–	/	–	1	1	–	–	1	1
	13A Single Socket Outlet (Wine Cooler) 13A 單位電插座 (酒櫃)	/	/	/	–	–	–	/	–	1	1	–	–	1	1
	13A Single Socket Outlet (Coffee Maker) 13A 單位電插座 (咖啡機)	/	/	/	–	–	–	/	–	1	1	–	–	1	–
	13A Single Socket Outlet (Warming Drawer) 13A 單位電插座 (保溫櫃)	/	/	/	–	–	–	/	–	1	1	–	–	1	–
	13A Single Socket Outlet (Dish Washer) 13A 單位電插座 (洗碗碟機)	/	/	/	–	–	–	/	–	1	1	–	–	1	–
	Triple Pole & Neutral Switch (Electric Water Heater) 三相開關掣 (電熱水爐)	/	/	/	–	–	–	/	–	1	–	–	–	–	–
Open Kitchen 開放式廚房	13A Twin Socket Outlet 13A 雙位電插座	1	1	1	/	/	/	1	/	/	/	/	/	/	/
	13A Twin Socket Outlet (with USB port) 13A 雙位電插座 (附有USB接口)	1	1	1	/	/	/	1	/	/	/	/	/	/	/
	Triple Pole & Neutral Switch (Electric Water Heater) 三相開關掣 (電熱水爐)	1	1	1	/	/	/	1	/	/	/	/	/	/	/
	13A Single Socket Outlet (Refrigerator) 13A 單位電插座 (雪櫃)	1	1	1	/	/	/	1	/	/	/	/	/	/	/
	13A Single Socket Outlet (Washer and Dryer 2 in 1) 13A 單位電插座 (洗衣乾衣機)	1	1	1	/	/	/	1	/	/	/	/	/	/	/
	20A Connection Unit (Steam Oven) 20A 接線蘇 (蒸焗爐)	1	1	1	/	/	/	1	/	/	/	/	/	/	/

Note:
1. The symbol " – " as shown in the above table denotes "Not provided".
2. The symbol " / " as shown in the above table denotes "Not applicable".
3. "1, 2, ..." as shown in the above table denotes the quantity of such provision(s) provided in the residential unit.

附註：
1. 上表「–」代表「不提供」。
2. 上表「/」代表「不適用」。
3. 上表「1, 2, ...」代表提供於該住宅單位內的裝置數量。

SCHEDULE OF MECHANICAL AND ELECTRICAL PROVISIONS – TOWER 機電裝置數量説明表 – 大廈

Location 位置	Mechanical and Electrical Provisions 機電裝置	Tower 1A 第1A座									Tower 1B 第1B座				
		19/F 19樓						20/F 20樓			19/F 19樓			20/F 20樓	
		A	B	C	D	E	F	A	B	C	A	B	C	A	B
Open Kitchen 開放式廚房	Double Pole Switch (Steam Oven) 開關掣(蒸焗爐)	1	1	1	/	/	/	1	/	/	/	/	/	/	/
	Fused Spur Unit (LED Light) 接線蘇(LED燈)	1	1	1	/	/	/	1	/	/	/	/	/	/	/
	Fused Spur Unit (Cooker Hood) 接線蘇(抽油煙機)	1	1	1	/	/	/	1	/	/	/	/	/	/	/
	20A Connection Unit (Induction Type Hob) 20A接線蘇(電磁爐)	1	1	1	/	/	/	1	/	/	/	/	/	/	/
	Double Pole Switch (Induction Type Hob) 開關掣(電磁爐)	1	1	1	/	/	/	1	/	/	/	/	/	/	/
	Washing Machine Connection Point (Water Inlet & Outlet) 洗衣機接駁點(來水及去水)	1	1	1	/	/	/	1	/	/	/	/	/	/	/
Master Bathroom 主人浴室	13A Single Socket Outlet 13A單位電插座	/	/	/	/	/	/	/	/	1	1	/	/	1	1
	13A Single Socket Outlet (with USB port) 13A單位電插座(附有USB接口)	/	/	/	/	/	/	/	/	1	–	/	/	1	1
	13A Twin Socket Outlet (with USB port) 13A雙位電插座(附有USB接口)	/	/	/	/	/	/	/	/	–	1	/	/	–	–
	Fused Spur Unit (Exhaust Fan) 接線蘇(抽氣扇)	/	/	/	/	/	/	/	/	1	1	/	/	1	1
	Fused Spur Unit (LED Light) 接線蘇(LED燈)	/	/	/	/	/	/	/	/	2	2	/	/	2	2
	20A Connection Unit (Thermo Ventilator) 20A接線蘇(浴室寶)	/	/	/	/	/	/	/	/	1	1	/	/	1	1
Bathroom 1 浴室1	13A Single Socket Outlet 13A單位電插座	1	1	1	1	1	1	1	1	1	1	1	1	1	1
	13A Single Socket Outlet (with USB port) 13A單位電插座(附有USB接口)	1	1	1	1	1	1	1	1	1	1	1	1	1	1
	Fused Spur Unit (Exhaust Fan) 接線蘇(抽氣扇)	2	1	1	1	1	1	1	1	1	1	1	1	1	1
	Fused Spur Unit (LED Light) 接線蘇(LED燈)	2	2	2	2	2	2	2	2	1	2	2	2	2	2
	20A Connection Unit (Thermo Ventilator) 20A接線蘇(浴室寶)	1	1	1	1	1	1	1	1	–	–	1	1	–	–
Bathroom 2 浴室2	13A Single Socket Outlet 13A單位電插座	/	/	/	/	1	1	/	/	/	1	1	1	1	/
	13A Single Socket Outlet (with USB port) 13A單位電插座(附有USB接口)	/	/	/	/	1	1	/	/	/	1	1	1	1	/

Note:
1. The symbol " – " as shown in the above table denotes "Not provided".
2. The symbol " / " as shown in the above table denotes "Not applicable".
3. "1, 2, ..." as shown in the above table denotes the quantity of such provision(s) provided in the residential unit.

附註：
1. 上表「–」代表「不提供」。
2. 上表「/」代表「不適用」。
3. 上表「1, 2, ...」代表提供於該住宅單位內的裝置數量。

SCHEDULE OF MECHANICAL AND ELECTRICAL PROVISIONS – TOWER 機電裝置數量説明表 – 大廈

Location 位置	Mechanical and Electrical Provisions 機電裝置	Tower 1A 第1A座									Tower 1B 第1B座				
		19/F 19樓						20/F 20樓			19/F 19樓			20/F 20樓	
		A	B	C	D	E	F	A	B	C	A	B	C	A	B
Bathroom 2 浴室2	Fused Spur Unit (Exhaust Fan) 接線蘇(抽氣扇)	/	/	/	/	1	1	/	/	/	1	1	1	1	/
	Fused Spur Unit (LED Light) 接線蘇(LED燈)	/	/	/	/	2	2	/	/	/	2	2	2	2	/
Bathroom 3 浴室3	13A Single Socket Outlet 13A 單位電插座	/	/	/	/	/	/	/	/	1	/	/	/	/	/
	13A Single Socket Outlet (with USB port) 13A 單位電插座(附有USB接口)	/	/	/	/	/	/	/	/	1	/	/	/	/	/
	Fused Spur Unit (Exhaust Fan) 接線蘇(抽氣扇)	/	/	/	/	/	/	/	/	1	/	/	/	/	/
	Fused Spur Unit (LED Light) 接線蘇(LED燈)	/	/	/	/	/	/	/	/	2	/	/	/	/	/
Utility Room 工作間	Telephone Outlet 電話插座	/	/	/	/	1	1	/	/	1	1	/	/	1	1
	13A Single Socket Outlet 13A 單位電插座	/	/	/	/	1	1	/	/	1	–	/	/	1	1
	13A Twin Socket Outlet 13A 雙位電插座	/	/	/	/	–	–	/	/	–	1	/	/	–	–
	Fused Spur Unit (Air Conditioner indoor unit) 接線蘇(冷氣室內機)	/	/	/	/	–	–	/	/	1	–	/	/	1	1
	Double Pole Switch (Air Conditioner indoor unit) 開關掣(冷氣室內機)	/	/	/	/	1	1	/	/	–	1	/	/	–	–
	Fused Spur Unit (CRC) 接線蘇(中央控制器)	/	/	/	/	–	–	/	/	1	–	/	/	1	1
	Double Pole Switch (Exhaust Fan or Thermo Ventilator) 開關掣(抽氣扇或浴室寶)	/	/	/	/	–	–	/	/	1	1	/	/	1	1
	Triple Pole & Neutral Switch (Electric Water Heater) 三相開關掣(電熱水爐)	/	/	/	/	–	–	/	/	–	–	/	/	–	1
Water Closet 洗手間	Triple Pole & Neutral Switch (Electric Water Heater) 三相開關掣(電熱水爐)	/	/	/	/	/	/	/	/	–	1	/	/	1	–
	Fused Spur Unit (Exhaust Fan) 接線蘇(抽氣扇)	/	/	/	/	/	/	/	/	1	1	/	/	1	1
Lavatory 客廁	Fused Spur Unit (Exhaust Fan) 接線蘇(抽氣扇)	/	/	/	/	/	/	/	/	1	/	/	/	1	/
	Fused Spur Unit (LED Light) 接線蘇(LED燈)	/	/	/	/	/	/	/	/	1	/	/	/	1	/
A/C Platform 冷氣機平台	Double Pole Switch (Air Conditioner outdoor unit) 開關掣(冷氣室外機)	1	2	2	2	3	3	2	2	–	4	3	3	–	2
	Triple Pole & Neutral Switch (Air Conditioner outdoor unit) 三相開關掣(冷氣室外機)	–	–	–	–	–	–	–	–	2	–	–	–	2	–
Lift Lobby & Corridor 電梯大堂及走廊	Door Bell Push Button 門鐘襟手掣	1	1	1	1	1	1	1	1	1	1	1	1	1	1
20/F Flat Roof 20樓私人平台	13A Single Socket Outlet (Weatherproof Type) 13A 防水單位電插座	/	/	/	/	/	/	/	/	1	/	/	/	1	/
Roof 天台	13A Single Socket Outlet (Weatherproof Type) 13A 防水單位電插座	/	/	/	/	/	/	/	/	2	/	/	/	2	1
	Fused Spur Unit (BBQ) 接線蘇(燒烤爐)	/	/	/	/	/	/	/	/	1	/	/	/	1	1
Staircase to R/F 往私人天台樓梯	Double Pole Switch(BBQ) 開關掣(燒烤爐)	/	/	/	/	/	/	/	/	1	/	/	/	1	1

Note:

1. The symbol " – " as shown in the above table denotes "Not provided".
2. The symbol " / " as shown in the above table denotes "Not applicable".
3. "1, 2, ..." as shown in the above table denotes the quantity of such provision(s) provided in the residential unit.

附註：

1. 上表「–」代表「不提供」。
2. 上表「/」代表「不適用」。
3. 上表「1, 2, ...」代表提供於該住宅單位內的裝置數量。

SCHEDULE OF MECHANICAL AND ELECTRICAL PROVISIONS – TOWER 機電裝置數量說明表 – 大廈

Location 位置	Mechanical and Electrical Provisions 機電裝置	Tower 2A 第2A座			Tower 2B 第2B座		
		LG/F & G/F 低層地下及地下			LG/F & G/F 低層地下及地下		
		A	B	C	A	B	C
Living / Dining Room and Corridor 客/飯廳及走廊	Telephone Outlet 電話插座	2	2	2	2	2	2
	Data Point 網路位	2	2	2	2	2	2
	TV/FM Outlet 電視/電台天線插座	2	2	2	2	2	2
	13A Single Socket Outlet (Visum) 13A 單位電插座（Visum）	1	1	1	1	1	1
	13A Single Socket Outlet 13A 單位電插座	3	3	2	1	1	2
	13A Twin Socket Outlet 13A 雙位電插座	6	6	6	6	6	6
	Double Pole Switch (Exhaust Fan or Thermo Ventilator) 開關掣（抽氣扇或浴室寶）	2	2	2	2	2	2
	Door Bell 門鐘	1	1	1	1	1	1
	Fused Spur Unit (Door Bell) 接線蘇（門鐘）	1	1	1	1	1	1
	Fused Spur Unit (Air Conditioner indoor unit) 接線蘇（冷氣室內機）	3	3	3	3	3	3
	Home Automation Touch Panel 智能家居觸控控制屏	1	1	1	1	1	1
	Double Pole Switch (BBQ Grille) 開關掣（燒烤爐）	1	1	1	1	1	1
Staircase 樓梯	13A Single Socket Outlet 13A 單位電插座	1	1	1	1	1	1
Master Bedroom 主人睡房	Telephone Outlet 電話插座	1	1	1	1	1	1
	Data Point 網路位	1	1	1	1	1	1
	TV/FM Outlet 電視/電台天線插座	1	1	1	1	1	1
	13A Single Socket Outlet 13A 單位電插座	1	1	1	1	1	1
	13A Twin Socket Outlet 13A 雙位電插座	5	5	5	5	5	5
	Double Pole Switch (Exhaust Fan or Thermo Ventilator) 開關掣（抽氣扇或浴室寶）	2	2	2	2	2	2
	Panic Alarm Button 緊急警報掣	1	1	1	1	1	1

Note:
1. The symbol " – " as shown in the above table denotes "Not provided".
2. The symbol " / " as shown in the above table denotes "Not applicable".
3. "1, 2, ..." as shown in the above table denotes the quantity of such provision(s) provided in the residential unit.

附註：
1. 上表「–」代表「不提供」。
2. 上表「/」代表「不適用」。
3. 上表「1, 2, ...」代表提供於該住宅單位內的裝置數量。

SCHEDULE OF MECHANICAL AND ELECTRICAL PROVISIONS – TOWER 機電裝置數量說明表 – 大廈

Location 位置	Mechanical and Electrical Provisions 機電裝置	Tower 2A 第2A座			Tower 2B 第2B座		
		LG/F & G/F 低層地下及地下			LG/F & G/F 低層地下及地下		
		A	B	C	A	B	C
Master Bedroom 主人睡房	Fused Spur Unit (Air Conditioner indoor unit) 接線蘇(冷氣室內機)	3	3	3	3	3	3
Bedroom 1 on LG/F 睡房1於低層地下	Telephone Outlet 電話插座	2	2	2	2	2	2
	Data Point 網路位	2	2	2	2	2	2
	TV/FM Outlet 電視/電台天線插座	1	1	1	1	1	1
	13A Single Socket Outlet 13A 單位電插座	1	1	1	1	1	1
	13A Twin Socket Outlet 13A 雙位電插座	3	3	3	3	3	3
	Fused Spur Unit (Air Conditioner indoor unit) 接線蘇(冷氣室內機)	1	1	1	1	1	1
Bedroom 1 on G/F 睡房1於地下	Telephone Outlet 電話插座	1	1	1	1	1	1
	Data Point 網路位	1	1	1	1	1	1
	TV/FM Outlet 電視/電台天線插座	1	1	1	1	1	1
	13A Single Socket Outlet 13A 單位電插座	2	2	2	2	2	2
	13A Twin Socket Outlet 13A 雙位電插座	3	3	3	3	3	3
	Fused Spur Unit (Air Conditioner indoor unit) 接線蘇(冷氣室內機)	1	1	1	1	1	1
Bedroom 2 睡房2	Telephone Outlet 電話插座	1	1	1	1	1	1
	Data Point 網路位	1	1	1	1	1	1
	TV/FM Outlet 電視/電台天線插座	1	1	1	1	1	1
	13A Single Socket Outlet 13A 單位電插座	1	1	1	1	1	1
	13A Twin Socket Outlet 13A 雙位電插座	3	3	3	3	3	3

Note:
1. The symbol " – " as shown in the above table denotes "Not provided".
2. The symbol " / " as shown in the above table denotes "Not applicable".
3. "1, 2, ..." as shown in the above table denotes the quantity of such provision(s) provided in the residential unit.

附註：
1. 上表「–」代表「不提供」。
2. 上表「/」代表「不適用」。
3. 上表「1, 2, ...」代表提供於該住宅單位內的裝置數量。

SCHEDULE OF MECHANICAL AND ELECTRICAL PROVISIONS – TOWER 機電裝置數量說明表 – 大廈

Location 位置	Mechanical and Electrical Provisions 機電裝置	Tower 2A 第2A座			Tower 2B 第2B座		
		LG/F & G/F 低層地下及地下			LG/F & G/F 低層地下及地下		
		A	B	C	A	B	C
Bedroom 2 睡房2	Fused Spur Unit (Air Conditioner indoor unit) 接線蘇(冷氣室內機)	1	1	1	1	1	1
	Double Pole Switch (Exhaust Fan or Thermo Ventilator) 開關掣(抽氣扇或浴室寶)	1	1	1	1	1	1
Kitchen 廚房	13A Twin Socket Outlet 13A 雙位電插座	1	1	1	1	1	1
	13A Twin Socket Outlet (with USB port) 13A 雙位電插座(附有USB接口)	1	1	1	1	1	1
	13A Single Socket Outlet (Refrigerator) 13A 單位電插座(雪櫃)	1	1	1	1	1	1
	Fused Spur Unit (LED Light) 接線蘇(LED燈)	2	2	2	2	2	2
	Fused Spur Unit (Wok Burner) 接線蘇(煮食爐)	1	1	1	1	1	1
	Fused Spur Unit (Cooker Hood) 接線蘇(抽油煙機)	1	1	1	1	1	1
	Fused Spur Unit (Exhaust Fan) 接線蘇(抽氣扇)	1	1	1	1	1	1
	20A Connection Unit (Induction Type Hob) 20A 接線蘇(電磁爐)	1	1	1	1	1	1
	Double Pole Switch (Induction Type Hob) 開關掣(電磁爐)	1	1	1	1	1	1
	Washing Machine Connection Point (Water Inlet & Outlet) 洗衣機接駁點(來水及去水)	1	1	1	1	1	1
	Data Point 網路位	1	1	1	1	1	1
	13A Single Socket Outlet (Home Automation) 13A 單位電插座(智能家居)	1	1	1	1	1	1
	13A Single Socket Outlet (Washer) 13A 單位電插座(洗衣機)	1	1	1	1	1	1
	13A Single Socket Outlet (Dryer) 13A 單位電插座(乾衣機)	1	1	1	1	1	1
	13A Single Socket Outlet (Freezer) 13A 單位電插座(冰櫃)	1	1	1	1	1	1
	20A Connection Unit (Teppan-Yaki) 20A 接線蘇(鐵板燒)	1	1	1	1	1	1

Note:
1. The symbol " – " as shown in the above table denotes "Not provided".
2. The symbol " / " as shown in the above table denotes "Not applicable".
3. "1, 2, ..." as shown in the above table denotes the quantity of such provision(s) provided in the residential unit.

附註：
1. 上表「–」代表「不提供」。
2. 上表「/」代表「不適用」。
3. 上表「1, 2, ...」代表提供於該住宅單位內的裝置數量。

SCHEDULE OF MECHANICAL AND ELECTRICAL PROVISIONS – TOWER 機電裝置數量說明表 – 大廈

Location 位置	Mechanical and Electrical Provisions 機電裝置	Tower 2A 第2A座			Tower 2B 第2B座		
		LG/F & G/F 低層地下及地下			LG/F & G/F 低層地下及地下		
		A	B	C	A	B	C
Kitchen 廚房	Double Pole Switch (Teppan-Yaki) 開關掣(鐵板燒)	1	1	1	1	1	1
	20A Connection Unit (Steamer) 20A 接線蘇(蒸爐)	1	1	1	1	1	1
	Double Pole Switch (Steamer) 開關掣(蒸爐)	1	1	1	1	1	1
	20A Connection Unit (Oven) 20A 接線蘇(烤焗爐)	1	1	1	1	1	1
	Double Pole Switch (Oven) 開關掣(烤焗爐)	1	1	1	1	1	1
	13A Single Socket Outlet (Wine Cooler) 13A 單位電插座(酒櫃)	1	1	1	1	1	1
	13A Single Socket Outlet (Coffee Maker) 13A 單位電插座(咖啡機)	1	1	1	1	1	1
	13A Single Socket Outlet (Warming Drawer) 13A 單位電插座(保溫櫃)	1	1	1	1	1	1
	13A Single Socket Outlet (Dish Washer) 13A 單位電插座(洗碗碟機)	1	1	1	1	1	1
Master Bathroom 主人浴室	13A Single Socket Outlet 13A 單位電插座	1	1	1	1	1	1
	13A Twin Socket Outlet (with USB port) 13A 雙位電插座(附有USB接口)	1	1	1	1	1	1
	Fused Spur Unit (Exhaust Fan) 接線蘇(抽氣扇)	1	1	1	1	1	1
	Fused Spur Unit (LED Light) 接線蘇(LED燈)	2	2	2	2	2	2
	20A Connection Unit (Thermo Ventilator) 20A 接線蘇(浴室寶)	1	1	1	1	1	1
	Triple Pole & Neutral Switch (Electric Water Heater) 三相開關掣(電熱水爐)	1	1	1	1	1	1
Bathroom 1 浴室1	13A Single Socket Outlet 13A 單位電插座	1	1	1	1	1	1
	13A Single Socket Outlet (with USB port) 13A 單位電插座(附有USB接口)	1	1	1	1	1	1
	Fused Spur Unit (Exhaust Fan) 接線蘇(抽氣扇)	1	1	1	1	1	1

Note:
1. The symbol " – " as shown in the above table denotes "Not provided".
2. The symbol " / " as shown in the above table denotes "Not applicable".
3. "1, 2, ..." as shown in the above table denotes the quantity of such provision(s) provided in the residential unit.

附註：
1. 上表「–」代表「不提供」。
2. 上表「/」代表「不適用」。
3. 上表「1, 2, ...」代表提供於該住宅單位內的裝置數量。

SCHEDULE OF MECHANICAL AND ELECTRICAL PROVISIONS – TOWER 機電裝置數量説明表 – 大廈

Location 位置	Mechanical and Electrical Provisions 機電裝置	Tower 2A 第2A座			Tower 2B 第2B座		
		LG/F & G/F 低層地下及地下			LG/F & G/F 低層地下及地下		
		A	B	C	A	B	C
Bathroom 1 浴室1	Fused Spur Unit (LED Light) 接線蘇(LED燈)	2	2	2	2	2	2
	Triple Pole & Neutral Switch (Electric Water Heater) 三相開關掣(電熱水爐)	1	1	1	1	1	1
Bathroom 2 浴室2	13A Single Socket Outlet 13A 單位電插座	1	1	1	1	1	1
	13A Single Socket Outlet (with USB port) 13A 單位電插座(附有USB接口)	1	1	1	1	1	1
	Fused Spur Unit (Exhaust Fan) 接線蘇(抽氣扇)	1	1	1	1	1	1
	Fused Spur Unit (LED Light) 接線蘇(LED燈)	2	2	2	2	2	2
	Triple Pole & Neutral Switch (Electric Water Heater) 三相開關掣(電熱水爐)	1	1	1	1	1	1
Bathroom 3 浴室3	13A Single Socket Outlet 13A 單位電插座	1	1	1	1	1	1
	13A Single Socket Outlet (with USB port) 13A 單位電插座(附有USB接口)	1	1	1	1	1	1
	Fused Spur Unit (Exhaust Fan) 接線蘇(抽氣扇)	1	1	1	1	1	1
	Fused Spur Unit (LED Light) 接線蘇(LED燈)	2	2	2	2	2	2
	Double Pole Switch 開關掣	1	1	1	1	1	1
	Triple Pole & Neutral Switch (Electric Water Heater) 三相開關掣(電熱水爐)	1	1	1	1	1	1
Utility Room 工作間	Telephone Outlet 電話插座	1	1	1	1	1	1
	13A Single Socket Outlet 13A 單位電插座	1	1	1	1	1	1
	Double Pole Switch (Exhaust Fan) 開關掣(抽氣扇)	1	1	1	1	1	1
	Fused Spur Unit (Air Conditioner indoor unit) 接線蘇(冷氣室內機)	1	1	1	1	1	1
	Fused Spur Unit (VRV Controller) 接線蘇(冷氣機控制器)	1	1	1	1	1	1
Water Closet 洗手間	Triple Pole & Neutral Switch (Electric Water Heater) 三相開關掣(電熱水爐)	1	1	1	1	1	1

Note:
1. The symbol " – " as shown in the above table denotes "Not provided".
2. The symbol " / " as shown in the above table denotes "Not applicable".
3. "1, 2, ..." as shown in the above table denotes the quantity of such provision(s) provided in the residential unit.

附註：
1. 上表「–」代表「不提供」。
2. 上表「/」代表「不適用」。
3. 上表「1, 2, ...」代表提供於該住宅單位內的裝置數量。

SCHEDULE OF MECHANICAL AND ELECTRICAL PROVISIONS – TOWER 機電裝置數量説明表 – 大廈

Location 位置	Mechanical and Electrical Provisions 機電裝置	Tower 2A 第2A座			Tower 2B 第2B座		
		LG/F & G/F 低層地下及地下			LG/F & G/F 低層地下及地下		
		A	B	C	A	B	C
Water Closet 洗手間	Fused Spur Unit (Exhaust Fan) 接線蘇(抽氣扇)	1	1	1	1	1	1
A/C Platform 冷氣機平台	Triple Pole & Neutral Switch (Air Conditioner outdoor unit) 三相開關掣(冷氣室外機)	2	2	2	2	2	2
Corridor on G/F 走廊於地下	Double Pole Switch (Exhaust Fan) 開關掣(抽氣扇)	1	1	1	1	1	1
	Telephone Outlet 電話插座	1	1	1	1	1	1
	Data Point 網路位	1	1	1	1	1	1
	TV/FM Outlet 電視/電台天線插座	1	1	1	1	1	1
	13A Twin Socket Outlet 13A 雙位電插座	2	2	2	2	2	2
	Home Automation Touch Panel 智能家居觸控控制屏	1	1	1	1	1	1
	Door Bell 門鐘	1	1	1	1	1	1
	Fused Spur Unit (Door Bell) 接線蘇(門鐘)	1	1	1	1	1	1
Lift Lobby & Corridor 電梯大堂及走廊	Door Bell Push Button 門鐘襟手掣	1	1	1	1	1	1
Private Garden 私人花園	Fused Spur Unit (BBQ) 接線蘇(燒烤爐)	1	1	1	1	1	1
	13A Single Socket Outlet (Weatherproof Type) 13A 防水單位電插座	1	1	1	1	1	1
Store Room 儲物室	13A Twin Socket Outlet 13A 雙位電插座	/	/	1	1	1	/

Note:
1. The symbol " – " as shown in the above table denotes "Not provided".
2. The symbol " / " as shown in the above table denotes "Not applicable".
3. "1, 2, ..." as shown in the above table denotes the quantity of such provision(s) provided in the residential unit.

附註：
1. 上表「–」代表「不提供」。
2. 上表「/」代表「不適用」。
3. 上表「1, 2, ...」代表提供於該住宅單位內的裝置數量。

SCHEDULE OF MECHANICAL AND ELECTRICAL PROVISIONS – TOWER 機電裝置數量說明表 – 大廈

Location 位置	Mechanical and Electrical Provisions 機電裝置	Tower 2A 第2A座						Tower 2B 第2B座								
		UG/F (Flat A, B, C & D), 1/F – 3/F, 5/F – 12/F & 15/F – 18/F 高層地下(A、B、C及D單位)、1樓至3樓、5樓至12樓及15樓至18樓						UG/F (Flat A, B, C, D & E), 1/F – 3/F, 5/F – 12/F & 15/F – 18/F 高層地下(A、B、C、D及E單位)、1樓至3樓、5樓至12樓及15樓至18樓								
		A	B	C	D	E	F	A	B	C	D	E	F	G	H	J
Living / Dining Room and Corridor 客/飯廳及走廊	Telephone Outlet 電話插座	2	2	2	2	2	2	2	2	2	2	2	2	2	2	2
	Data Point 網路位	2	2	2	2	2	2	2	2	2	2	2	2	2	2	2
	TV/FM Outlet 電視/電台天線插座	2	2	2	2	2	2	2	2	2	2	2	2	2	2	2
	13A Single Socket Outlet (Visum) 13A 單位電插座(Visum)	1	1	1	1	1	1	1	1	1	1	1	1	1	1	1
	13A Single Socket Outlet (with USB port) 13A 單位電插座(附有USB接口)	1	1	1	–	–	–	1	1	1	1	–	–	1	–	–
	13A Twin Socket Outlet 13A 雙位電插座	3	3	3	4	5	5	3	3	3	3	4	5	3	5	5
	Double Pole Switch (Exhaust Fan or Thermo Ventilator) 開關掣(抽氣扇或浴室寶)	1	2	2	2	2	2	2	1	1	2	2	2	2	2	2
	Door Bell 門鐘	1	1	1	1	1	1	1	1	1	1	1	1	1	1	1
	Fused Spur Unit (Door Bell) 接線蘇(門鐘)	1	1	1	1	1	1	1	1	1	1	1	1	1	1	1
	Double Pole Switch (Air Conditioner indoor unit) 開關掣(冷氣室內機)	1	1	1	2	2	2	1	1	1	1	2	2	1	2	2
	Distribution Board 配電箱	1	1	1	1	1	1	1	1	1	1	1	1	1	1	1
	Fused Spur Unit (Exhaust Fan) 接線蘇(抽氣扇)	–	1	1	–	–	–	1	1	1	1	–	–	1	–	–
Master Bedroom 主人睡房	Telephone Outlet 電話插座	1	1	1	1	1	1	1	1	1	1	1	1	1	1	1
	Data Point 網路位	1	1	1	1	1	1	1	1	1	1	1	1	1	1	1
	TV/FM Outlet 電視/電台天線插座	1	1	1	1	1	1	1	1	1	1	1	1	1	1	1
	13A Single Socket Outlet 13A 單位電插座	1	1	1	1	–	–	1	1	1	1	1	–	1	–	–
	13A Twin Socket Outlet 13A 雙位電插座	2	2	2	2	3	3	2	2	2	2	2	3	2	3	3

Note:
1. The symbol " – " as shown in the above table denotes "Not provided".
2. The symbol " / " as shown in the above table denotes "Not applicable".
3. "1, 2, ..." as shown in the above table denotes the quantity of such provision(s) provided in the residential unit.

附註：
1. 上表「–」代表「不提供」。
2. 上表「/」代表「不適用」。
3. 上表「1, 2, ...」代表提供於該住宅單位內的裝置數量。

SCHEDULE OF MECHANICAL AND ELECTRICAL PROVISIONS – TOWER 機電裝置數量說明表 – 大廈

Location 位置	Mechanical and Electrical Provisions 機電裝置	Tower 2A 第2A座						Tower 2B 第2B座								
		UG/F (Flat A, B, C & D), 1/F – 3/F, 5/F – 12/F & 15/F – 18/F 高層地下(A、B、C及D單位)、 1樓至3樓、5樓至12樓及15樓至18樓						UG/F (Flat A, B, C, D & E), 1/F – 3/F, 5/F – 12/F & 15/F – 18/F 高層地下(A、B、C、D及E單位)、 1樓至3樓、5樓至12樓及15樓至18樓								
		A	B	C	D	E	F	A	B	C	D	E	F	G	H	J
Master Bedroom 主人睡房	Double Pole Switch (Exhaust Fan or Thermo Ventilator) 開關掣(抽氣扇或浴室寶)	1	–	–	–	1	1	–	1	1	–	–	1	–	1	1
	Double Pole Switch (Air Conditioner indoor unit) 開關掣(冷氣室內機)	1	1	1	1	1	1	1	1	1	1	1	1	1	1	1
Bedroom 1 睡房1	Telephone Outlet 電話插座	/	1	1	1	1	1	1	/	/	1	1	/	/	1	1
	Data Point 網路位	/	1	1	1	1	1	1	/	/	1	1	/	/	1	1
	TV/FM Outlet 電視/電台天線插座	/	1	1	1	1	1	1	/	/	1	1	/	/	1	1
	13A Twin Socket Outlet 13A 雙位電插座	/	2	2	2	2	2	2	/	/	2	2	/	/	2	2
	Double Pole Switch (Air Conditioner indoor unit) 開關掣(冷氣室內機)	/	1	1	1	1	1	1	/	/	1	1	/	/	1	1
Bedroom 2 睡房2	Telephone Outlet 電話插座	/	/	/	/	1	1	/	/	/	/	/	1	/	1	1
	Data Point 網路位	/	/	/	/	1	1	/	/	/	/	/	1	/	1	1
	TV/FM Outlet 電視/電台天線插座	/	/	/	/	1	1	/	/	/	/	/	1	/	1	1
	13A Twin Socket Outlet 13A 雙位電插座	/	/	/	/	2	2	/	/	/	/	/	2	/	2	2
	Double Pole Switch (Air Conditioner indoor unit) 開關掣(冷氣室內機)	/	/	/	/	1	1	/	/	/	/	/	1	/	1	1
Bedroom 3 睡房3	Telephone Outlet 電話插座	/	/	/	/	/	/	/	/	/	/	/	1	/	/	/
	Data Point 網路位	/	/	/	/	/	/	/	/	/	/	/	1	/	/	/
	TV/FM Outlet 電視/電台天線插座	/	/	/	/	/	/	/	/	/	/	/	1	/	/	/
	13A Twin Socket Outlet 13A 雙位電插座	/	/	/	/	/	/	/	/	/	/	/	2	/	/	/
	Double Pole Switch (Air Conditioner indoor unit) 開關掣(冷氣室內機)	/	/	/	/	/	/	/	/	/	/	/	1	/	/	/

Note:
1. The symbol " – " as shown in the above table denotes "Not provided".
2. The symbol " / " as shown in the above table denotes "Not applicable".
3. "1, 2, ..." as shown in the above table denotes the quantity of such provision(s) provided in the residential unit.

附註：
1. 上表「–」代表「不提供」。
2. 上表「/」代表「不適用」。
3. 上表「1, 2, ...」代表提供於該住宅單位內的裝置數量。

SCHEDULE OF MECHANICAL AND ELECTRICAL PROVISIONS – TOWER 機電裝置數量說明表 – 大廈

Location 位置	Mechanical and Electrical Provisions 機電裝置	Tower 2A 第2A座						Tower 2B 第2B座								
		UG/F (Flat A, B, C & D), 1/F – 3/F, 5/F – 12/F & 15/F – 18/F 高層地下(A、B、C及D單位)、 1樓至3樓、5樓至12樓及15樓至18樓						UG/F (Flat A, B, C, D & E), 1/F – 3/F, 5/F – 12/F & 15/F – 18/F 高層地下(A、B、C、D及E單位)、 1樓至3樓、5樓至12樓及15樓至18樓								
		A	B	C	D	E	F	A	B	C	D	E	F	G	H	J
Kitchen 廚房	13A Twin Socket Outlet 13A 雙位電插座	/	/	/	1	1	1	/	/	/	/	1	1	/	1	1
	13A Twin Socket Outlet (with USB port) 13A 雙位電插座(附有USB接口)	/	/	/	1	1	1	/	/	/	/	1	1	/	1	1
	Double Pole Switch (Electric Water Heater) 開關掣(電熱水爐)	/	/	/	1	1	1	/	/	/	/	1	1	/	1	1
	13A Single Socket Outlet (Refrigerator) 13A 單位電插座(雪櫃)	/	/	/	1	1	1	/	/	/	/	1	1	/	1	1
	13A Single Socket Outlet (Washer and Dryer 2 in 1) 13A 單位電插座(洗衣乾衣機)	/	/	/	1	1	1	/	/	/	/	1	1	/	1	1
	20A Connection Unit (Steam Oven) 20A 接線蘇(蒸焗爐)	/	/	/	1	1	1	/	/	/	/	1	1	/	1	1
	Double Pole Switch (Steam Oven) 開關掣(蒸焗爐)	/	/	/	1	1	1	/	/	/	/	1	1	/	1	1
	Fused Spur Unit (LED Light) 接線蘇(LED燈)	/	/	/	1	1	1	/	/	/	/	1	1	/	1	1
	Fused Spur Unit (Wok Burner) 接線蘇(煮食爐)	/	/	/	1	1	1	/	/	/	/	1	1	/	1	1
	Fused Spur Unit (Cooker Hood) 接線蘇(抽油煙機)	/	/	/	1	1	1	/	/	/	/	1	1	/	1	1
	Fused Spur Unit (Town Gas) 接線蘇(煤氣)	/	/	/	1	1	1	/	/	/	/	1	1	/	1	1
	Fused Spur Unit (Exhaust Fan) 接線蘇(抽氣扇)	/	/	/	1	1	1	/	/	/	/	1	1	/	1	1
	20A Connection Unit (Induction Type Hob) 20A 接線蘇(電磁爐)	/	/	/	1	1	1	/	/	/	/	1	1	/	1	1
	Double Pole Switch (Induction Type Hob) 開關掣(電磁爐)	/	/	/	1	1	1	/	/	/	/	1	1	/	1	1
	Washing Machine Connection Point (Water Inlet & Outlet) 洗衣機接駁點(來水及去水)	/	/	/	1	1	1	/	/	/	/	1	1	/	1	1
Open Kitchen 開放式廚房	13A Twin Socket Outlet 13A 雙位電插座	1	1	1	/	/	/	1	1	1	1	/	/	1	/	/
	13A Twin Socket Outlet (with USB port) 13A 雙位電插座(附有USB接口)	1	1	1	/	/	/	1	1	1	1	/	/	1	/	/

Note:
1. The symbol " – " as shown in the above table denotes "Not provided".
2. The symbol " / " as shown in the above table denotes "Not applicable".
3. "1, 2, ..." as shown in the above table denotes the quantity of such provision(s) provided in the residential unit.

附註：
1. 上表「–」代表「不提供」。
2. 上表「/」代表「不適用」。
3. 上表「1, 2, ...」代表提供於該住宅單位內的裝置數量。

SCHEDULE OF MECHANICAL AND ELECTRICAL PROVISIONS – TOWER 機電裝置數量說明表 – 大廈

Location 位置	Mechanical and Electrical Provisions 機電裝置	Tower 2A 第2A座						Tower 2B 第2B座								
		UG/F (Flat A, B, C & D), 1/F – 3/F, 5/F – 12/F & 15/F – 18/F 高層地下(A、B、C及D單位)、 1樓至3樓、5樓至12樓及15樓至18樓						UG/F (Flat A, B, C, D & E), 1/F – 3/F, 5/F – 12/F & 15/F – 18/F 高層地下(A、B、C、D及E單位)、 1樓至3樓、5樓至12樓及15樓至18樓								
		A	B	C	D	E	F	A	B	C	D	E	F	G	H	J
Open Kitchen 開放式廚房	Triple Pole & Neutral Switch (Electric Water Heater) 三相開關掣(電熱水爐)	1	1	1	/	/	/	1	1	1	1	/	/	1	/	/
	13A Single Socket Outlet (Refrigerator) 13A 單位電插座(雪櫃)	1	1	1	/	/	/	1	1	1	1	/	/	1	/	/
	13A Single Socket Outlet (Washer and Dryer 2 in 1) 13A 單位電插座(洗衣乾衣機)	1	1	1	/	/	/	1	1	1	1	/	/	1	/	/
	20A Connection Unit (Steam Oven) 20A 接線蘇(蒸焗爐)	1	1	1	/	/	/	1	1	1	1	/	/	1	/	/
	Double Pole Switch (Steam Oven) 開關掣(蒸焗爐)	1	1	1	/	/	/	1	1	1	1	/	/	1	/	/
	Fused Spur Unit (LED Light) 接線蘇(LED燈)	1	1	1	/	/	/	1	1	1	1	/	/	1	/	/
	Fused Spur Unit (Cooker Hood) 接線蘇(抽油煙機)	1	1	1	/	/	/	1	1	1	1	/	/	1	/	/
	20A Connection Unit (Induction Type Hob) 20A 接線蘇(電磁爐)	1	1	1	/	/	/	1	1	1	1	/	/	1	/	/
	Double Pole Switch (Induction Type Hob) 開關掣(電磁爐)	1	1	1	/	/	/	1	1	1	1	/	/	1	/	/
	Washing Machine Connection Point (Water Inlet & Outlet) 洗衣機接駁點(來水及去水)	1	1	1	/	/	/	1	1	1	1	/	/	1	/	/
Bathroom 1 浴室1	13A Single Socket Outlet 13A 單位電插座	1	1	1	1	1	1	1	1	1	1	1	1	1	1	1
	13A Single Socket Outlet (with USB port) 13A 單位電插座(附有USB接口)	1	1	1	1	1	1	1	1	1	1	1	1	1	1	1
	Fused Spur Unit (Exhaust Fan) 接線蘇(抽氣扇)	2	1	1	1	1	1	1	1	1	1	1	1	1	1	1
	Fused Spur Unit (LED Light) 接線蘇(LED燈)	2	2	2	2	2	2	2	2	2	2	2	2	2	2	2
	20A Connection Unit (Thermo Ventilator) 20A 接線蘇(浴室寶)	1	1	1	1	1	1	1	1	1	1	1	–	1	1	1
Bathroom 2 浴室2	13A Single Socket Outlet 13A 單位電插座	/	/	/	/	1	1	/	/	/	/	/	1	/	1	1
	13A Single Socket Outlet (with USB port) 13A 單位電插座(附有USB接口)	/	/	/	/	1	1	/	/	/	/	/	1	/	1	1

Note:
1. The symbol " – " as shown in the above table denotes "Not provided".
2. The symbol " / " as shown in the above table denotes "Not applicable".
3. "1, 2, ..." as shown in the above table denotes the quantity of such provision(s) provided in the residential unit.

附註：
1. 上表「–」代表「不提供」。
2. 上表「/」代表「不適用」。
3. 上表「1, 2, ...」代表提供於該住宅單位內的裝置數量。

SCHEDULE OF MECHANICAL AND ELECTRICAL PROVISIONS – TOWER 機電裝置數量說明表 – 大廈

Location 位置	Mechanical and Electrical Provisions 機電裝置	Tower 2A 第2A座						Tower 2B 第2B座								
		UG/F (Flat A, B, C & D), 1/F – 3/F, 5/F – 12/F & 15/F – 18/F 高層地下(A、B、C及D單位)、 1樓至3樓、5樓至12樓及15樓至18樓						UG/F (Flat A, B, C, D & E), 1/F – 3/F, 5/F – 12/F & 15/F – 18/F 高層地下(A、B、C、D及E單位)、 1樓至3樓、5樓至12樓及15樓至18樓								
		A	B	C	D	E	F	A	B	C	D	E	F	G	H	J
Bathroom 2 浴室2	Fused Spur Unit (Exhaust Fan) 接線蘇(抽氣扇)	/	/	/	/	1	1	/	/	/	/	/	1	/	1	1
	Fused Spur Unit (LED Light) 接線蘇(LED燈)	/	/	/	/	2	2	/	/	/	/	/	2	/	2	2
	20A Connection Unit (Thermo Ventilator) 20A接線蘇(浴室寶)	/	/	/	/	–	–	/	/	/	/	/	1	/	–	–
Utility Room 工作間	Telephone Outlet 電話插座	/	/	/	/	1	1	/	/	/	/	/	1	/	/	/
	13A Single Socket Outlet 13A 單位電插座	/	/	/	/	1	1	/	/	/	/	/	1	/	/	/
	Double Pole Switch (Air Conditioner indoor unit) 開關掣(冷氣室內機)	/	/	/	/	1	1	/	/	/	/	/	1	/	/	/
A/C Platform 冷氣機平台	Double Pole Switch (Air Conditioner outdoor unit) 開關掣(冷氣室外機)	1	2	2	2	3	3	2	1	1	2	2	3	1	3	3
Lift Lobby & Corridor 電梯大堂及走廊	Door Bell Push Button 門鐘襟手掣	1	1	1	1	1	1	1	1	1	1	1	1	1	1	1

Note:
1. The symbol " – " as shown in the above table denotes "Not provided".
2. The symbol " / " as shown in the above table denotes "Not applicable".
3. "1, 2, ..." as shown in the above table denotes the quantity of such provision(s) provided in the residential unit.

附註：
1. 上表「–」代表「不提供」。
2. 上表「/」代表「不適用」。
3. 上表「1, 2, ...」代表提供於該住宅單位內的裝置數量。

SCHEDULE OF MECHANICAL AND ELECTRICAL PROVISIONS – TOWER 機電裝置數量說明表 – 大廈

Location 位置	Mechanical and Electrical Provisions 機電裝置	Tower 2A 第2A座				Tower 2B 第2B座								
		19/F 19樓				19/F 19樓								
		A	B	C	D	A	B	C	D	E	F	G	H	J
Living / Dining Room and Corridor 客/飯廳及走廊	Telephone Outlet 電話插座	2	2	2	2	2	2	2	2	2	2	2	2	2
	Data Point 網路位	2	2	2	2	2	2	2	2	2	2	2	2	2
	TV/FM Outlet 電視/電台天線插座	2	2	2	2	2	2	2	2	2	2	2	2	2
	13A Single Socket Outlet (Visum) 13A 單位電插座（Visum）	1	1	1	1	1	1	1	1	1	1	1	1	1
	13A Single Socket Outlet (with USB port) 13A 單位電插座（附有USB接口）	1	1	–	–	1	1	1	1	–	–	1	–	–
	13A Twin Socket Outlet 13A 雙位電插座	3	3	5	5	3	3	3	3	4	5	3	5	5
	Double Pole Switch (Exhaust Fan or Thermo Ventilator) 開關掣（抽氣扇或浴室寶）	1	2	2	2	2	1	1	2	2	2	2	2	2
	Door Bell 門鐘	1	1	1	1	1	1	1	1	1	1	1	1	1
	Fused Spur Unit (Door Bell) 接線蘇（門鐘）	1	1	1	1	1	1	1	1	1	1	1	1	1
	Double Pole Switch (Air Conditioner indoor unit) 開關掣（冷氣室內機）	1	1	2	2	1	1	1	1	2	2	1	2	2
	Distribution Board 配電箱	1	1	1	1	1	1	1	1	1	1	1	1	1
	Fused Spur Unit (Exhaust Fan) 接線蘇（抽氣扇）	–	1	–	–	1	1	1	1	–	–	1	–	–
Master Bedroom 主人睡房	Telephone Outlet 電話插座	1	1	1	1	1	1	1	1	1	1	1	1	1
	Data Point 網路位	1	1	1	1	1	1	1	1	1	1	1	1	1
	TV/FM Outlet 電視/電台天線插座	1	1	1	1	1	1	1	1	1	1	1	1	1
	13A Single Socket Outlet 13A 單位電插座	1	1	–	–	1	1	1	1	1	–	1	–	–
	13A Twin Socket Outlet 13A 雙位電插座	2	2	3	3	2	2	2	2	2	3	2	3	3
	Double Pole Switch (Exhaust Fan or Thermo Ventilator) 開關掣（抽氣扇或浴室寶）	1	–	1	1	–	1	1	–	–	1	–	1	1

Note:
1. The symbol " – " as shown in the above table denotes "Not provided".
2. The symbol " / " as shown in the above table denotes "Not applicable".
3. "1, 2, ..." as shown in the above table denotes the quantity of such provision(s) provided in the residential unit.

附註：
1. 上表「–」代表「不提供」。
2. 上表「/」代表「不適用」。
3. 上表「1, 2, ...」代表提供於該住宅單位內的裝置數量。

SCHEDULE OF MECHANICAL AND ELECTRICAL PROVISIONS – TOWER 機電裝置數量說明表 – 大廈

Location 位置	Mechanical and Electrical Provisions 機電裝置	Tower 2A 第2A座				Tower 2B 第2B座								
		19/F 19樓				19/F 19樓								
		A	B	C	D	A	B	C	D	E	F	G	H	J
Master Bedroom 主人睡房	Double Pole Switch (Air Conditioner indoor unit) 開關掣(冷氣室內機)	1	1	1	1	1	1	1	1	1	1	1	1	1
Bedroom 1 睡房1	Telephone Outlet 電話插座	/	1	1	1	1	/	/	1	1	/	/	1	1
	Data Point 網路位	/	1	1	1	1	/	/	1	1	/	/	1	1
	TV/FM Outlet 電視/電台天線插座	/	1	1	1	1	/	/	1	1	/	/	1	1
	13A Twin Socket Outlet 13A 雙位電插座	/	2	2	2	2	/	/	2	2	/	/	2	2
	Double Pole Switch (Air Conditioner indoor unit) 開關掣(冷氣室內機)	/	1	1	1	1	/	/	1	1	/	/	1	1
Bedroom 2 睡房2	Telephone Outlet 電話插座	/	/	1	1	/	/	/	/	/	1	/	1	1
	Data Point 網路位	/	/	1	1	/	/	/	/	/	1	/	1	1
	TV/FM Outlet 電視/電台天線插座	/	/	1	1	/	/	/	/	/	1	/	1	1
	13A Twin Socket Outlet 13A 雙位電插座	/	/	2	2	/	/	/	/	/	2	/	2	2
	Double Pole Switch (Air Conditioner indoor unit) 開關掣(冷氣室內機)	/	/	1	1	/	/	/	/	/	1	/	1	1
Bedroom 3 睡房3	Telephone Outlet 電話插座	/	/	/	/	/	/	/	/	/	1	/	/	/
	Data Point 網路位	/	/	/	/	/	/	/	/	/	1	/	/	/
	TV/FM Outlet 電視/電台天線插座	/	/	/	/	/	/	/	/	/	1	/	/	/
	13A Twin Socket Outlet 13A 雙位電插座	/	/	/	/	/	/	/	/	/	2	/	/	/
	Double Pole Switch (Air Conditioner indoor unit) 開關掣(冷氣室內機)	/	/	/	/	/	/	/	/	/	1	/	/	/
Kitchen 廚房	13A Twin Socket Outlet 13A 雙位電插座	/	/	1	1	/	/	/	/	1	1	/	1	1
	13A Twin Socket Outlet (with USB port) 13A 雙位電插座(附有USB接口)	/	/	1	1	/	/	/	/	1	1	/	1	1

Note:
1. The symbol " – " as shown in the above table denotes "Not provided".
2. The symbol " / " as shown in the above table denotes "Not applicable".
3. "1, 2, ..." as shown in the above table denotes the quantity of such provision(s) provided in the residential unit.

附註：
1. 上表「–」代表「不提供」。
2. 上表「/」代表「不適用」。
3. 上表「1, 2, ...」代表提供於該住宅單位內的裝置數量。

SCHEDULE OF MECHANICAL AND ELECTRICAL PROVISIONS – TOWER 機電裝置數量説明表 – 大廈

Location 位置	Mechanical and Electrical Provisions 機電裝置	Tower 2A 第2A座				Tower 2B 第2B座								
		19/F 19樓				19/F 19樓								
		A	B	C	D	A	B	C	D	E	F	G	H	J
Kitchen 廚房	Double Pole Switch (Electric Water Heater) 開關掣 (電熱水爐)	/	/	1	1	/	/	/	/	1	1	/	1	1
	13A Single Socket Outlet (Refrigerator) 13A 單位電插座 (雪櫃)	/	/	1	1	/	/	/	/	1	1	/	1	1
	13A Single Socket Outlet (Washer and Dryer 2 in 1) 13A 單位電插座 (洗衣乾衣機)	/	/	1	1	/	/	/	/	1	1	/	1	1
	20A Connection Unit (Steam Oven) 20A 接線蘇 (蒸焗爐)	/	/	1	1	/	/	/	/	1	1	/	1	1
	Double Pole Switch (Steam Oven) 開關掣 (蒸焗爐)	/	/	1	1	/	/	/	/	1	1	/	1	1
	Fused Spur Unit (LED Light) 接線蘇 (LED燈)	/	/	1	1	/	/	/	/	1	1	/	1	1
	Fused Spur Unit (Wok Burner) 接線蘇 (煮食爐)	/	/	1	1	/	/	/	/	1	1	/	1	1
	Fused Spur Unit (Cooker Hood) 接線蘇 (抽油煙機)	/	/	1	1	/	/	/	/	1	1	/	1	1
	Fused Spur Unit (Town Gas) 接線蘇 (煤氣)	/	/	1	1	/	/	/	/	1	1	/	1	1
	Fused Spur Unit (Exhaust Fan) 接線蘇 (抽氣扇)	/	/	1	1	/	/	/	/	1	1	/	1	1
	20A Connection Unit (Induction Type Hob) 20A 接線蘇 (電磁爐)	/	/	1	1	/	/	/	/	1	1	/	1	1
	Double Pole Switch (Induction Type Hob) 開關掣 (電磁爐)	/	/	1	1	/	/	/	/	1	1	/	1	1
	Washing Machine Connection Point (Water Inlet & Outlet) 洗衣機接駁點 (來水及去水)	/	/	1	1	/	/	/	/	1	1	/	1	1
Open Kitchen 開放式廚房	13A Twin Socket Outlet 13A 雙位電插座	1	1	/	/	1	1	1	1	/	/	1	/	/
	13A Twin Socket Outlet (with USB port) 13A 雙位電插座 (附有USB接口)	1	1	/	/	1	1	1	1	/	/	1	/	/
	Triple Pole & Neutral Switch (Electric Water Heater) 三相開關掣 (電熱水爐)	1	1	/	/	1	1	1	1	/	/	1	/	/
	13A Single Socket Outlet (Refrigerator) 13A 單位電插座 (雪櫃)	1	1	/	/	1	1	1	1	/	/	1	/	/
	13A Single Socket Outlet (Washer and Dryer 2 in 1) 13A 單位電插座 (洗衣乾衣機)	1	1	/	/	1	1	1	1	/	/	1	/	/

Note:
1. The symbol " – " as shown in the above table denotes "Not provided".
2. The symbol " / " as shown in the above table denotes "Not applicable".
3. "1, 2, ..." as shown in the above table denotes the quantity of such provision(s) provided in the residential unit.

附註：
1. 上表「–」代表「不提供」。
2. 上表「/」代表「不適用」。
3. 上表「1, 2, ...」代表提供於該住宅單位內的裝置數量。

SCHEDULE OF MECHANICAL AND ELECTRICAL PROVISIONS – TOWER 機電裝置數量説明表 – 大廈

Location 位置	Mechanical and Electrical Provisions 機電裝置	Tower 2A 第2A座				Tower 2B 第2B座								
		19/F 19樓				19/F 19樓								
		A	B	C	D	A	B	C	D	E	F	G	H	J
Open Kitchen 開放式廚房	20A Connection Unit (Steam Oven) 20A 接線蘇（蒸焗爐）	1	1	/	/	1	1	1	1	/	/	1	/	/
	Double Pole Switch (Steam Oven) 開關掣（蒸焗爐）	1	1	/	/	1	1	1	1	/	/	1	/	/
	Fused Spur Unit (LED Light) 接線蘇（LED燈）	1	1	/	/	1	1	1	1	/	/	1	/	/
	Fused Spur Unit (Cooker Hood) 接線蘇（抽油煙機）	1	1	/	/	1	1	1	1	/	/	1	/	/
	20A Connection Unit (Induction Type Hob) 20A 接線蘇（電磁爐）	1	1	/	/	1	1	1	1	/	/	1	/	/
	Double Pole Switch (Induction Type Hob) 開關掣（電磁爐）	1	1	/	/	1	1	1	1	/	/	1	/	/
	Washing Machine Connection Point (Water Inlet & Outlet) 洗衣機接駁點（來水及去水）	1	1	/	/	1	1	1	1	/	/	1	/	/
Bathroom 1 浴室1	13A Single Socket Outlet 13A 單位電插座	1	1	1	1	1	1	1	1	1	1	1	1	1
	13A Single Socket Outlet (with USB port) 13A 單位電插座（附有USB接口）	1	1	1	1	1	1	1	1	1	1	1	1	1
	Fused Spur Unit (Exhaust Fan) 接線蘇（抽氣扇）	2	1	1	1	1	1	1	1	1	1	1	1	1
	Fused Spur Unit (LED Light) 接線蘇（LED燈）	2	2	2	2	2	2	2	2	2	2	2	2	2
	20A Connection Unit (Thermo Ventilator) 20A 接線蘇（浴室寶）	1	1	1	1	1	1	1	1	1	–	1	1	1
Bathroom 2 浴室2	13A Single Socket Outlet 13A 單位電插座	/	/	1	1	/	/	/	/	/	1	/	1	1
	13A Single Socket Outlet (with USB port) 13A 單位電插座（附有USB接口）	/	/	1	1	/	/	/	/	/	1	/	1	1
	Fused Spur Unit (Exhaust Fan) 接線蘇（抽氣扇）	/	/	1	1	/	/	/	/	/	1	/	1	1
	Fused Spur Unit (LED Light) 接線蘇（LED燈）	/	/	2	2	/	/	/	/	/	2	/	2	2
	20A Connection Unit (Thermo Ventilator) 20A 接線蘇（浴室寶）	/	/	–	–	/	/	/	/	/	1	/	–	–

Note:
1. The symbol " – " as shown in the above table denotes "Not provided".
2. The symbol " / " as shown in the above table denotes "Not applicable".
3. "1, 2, ..." as shown in the above table denotes the quantity of such provision(s) provided in the residential unit.

附註：
1. 上表「–」代表「不提供」。
2. 上表「/」代表「不適用」。
3. 上表「1, 2, ...」代表提供於該住宅單位內的裝置數量。

SCHEDULE OF MECHANICAL AND ELECTRICAL PROVISIONS – TOWER 機電裝置數量說明表 – 大廈

Location 位置	Mechanical and Electrical Provisions 機電裝置	Tower 2A 第2A座				Tower 2B 第2B座								
		19/F 19樓				19/F 19樓								
		A	B	C	D	A	B	C	D	E	F	G	H	J
Utility Room 工作間	Telephone Outlet 電話插座	/	/	1	1	/	/	/	/	/	1	/	/	/
	13A Single Socket Outlet 13A 單位電插座	/	/	1	1	/	/	/	/	/	1	/	/	/
	Double Pole Switch (Air Conditioner indoor unit) 開關掣 (冷氣室內機)	/	/	1	1	/	/	/	/	/	1	/	/	/
A/C Platform 冷氣機平台	Double Pole Switch (Air Conditioner outdoor unit) 開關掣 (冷氣室外機)	1	2	3	3	2	1	1	2	2	3	1	3	3
Lift Lobby & Corridor 電梯大堂及走廊	Door Bell Push Button 門鐘襟手掣	1	1	1	1	1	1	1	1	1	1	1	1	1

Note:
1. The symbol " – " as shown in the above table denotes "Not provided".
2. The symbol " / " as shown in the above table denotes "Not applicable".
3. "1, 2, ..." as shown in the above table denotes the quantity of such provision(s) provided in the residential unit.

附註：
1. 上表「–」代表「不提供」。
2. 上表「/」代表「不適用」。
3. 上表「1, 2, ...」代表提供於該住宅單位內的裝置數量。

SCHEDULE OF MECHANICAL AND ELECTRICAL PROVISIONS – TOWER 機電裝置數量說明表 – 大廈

Location 位置	Mechanical and Electrical Provisions 機電裝置	Tower 2A 第2A座	Tower 2B 第2B座						
		20/F 20樓	20/F 20樓						
		A	A	B	C	D	E	F	G
Living / Dining Room and Corridor 客/飯廳及走廊	Telephone Outlet 電話插座	2	2	2	2	2	2	2	2
	Data Point 網路位	2	2	2	2	2	2	2	2
	TV/FM Outlet 電視/電台天線插座	2	2	2	2	2	2	2	2
	13A Single Socket Outlet (Visum) 13A 單位電插座（Visum）	1	1	1	1	1	1	1	1
	13A Single Socket Outlet (with USB port) 13A 單位電插座（附有USB接口）	–	1	1	1	1	–	–	–
	13A Twin Socket Outlet 13A 雙位電插座	5	3	3	3	3	4	6	5
	Double Pole Switch (Exhaust Fan or Thermo Ventilator) 開關掣（抽氣扇或浴室寶）	3	2	1	1	2	2	3	2
	Door Bell 門鐘	1	1	1	1	1	1	1	1
	Fused Spur Unit (Door Bell) 接線蘇（門鐘）	1	1	1	1	1	1	1	1
	Fused Spur Unit (Air Conditioner indoor unit) 接線蘇（冷氣室內機）	3	–	–	–	–	–	3	2
	Double Pole Switch (Air Conditioner indoor unit) 開關掣（冷氣室內機）	–	1	1	1	1	2	–	–
	Distribution Board 配電箱	1	1	1	1	1	1	1	1
	Fused Spur Unit (Exhaust Fan) 接線蘇（抽氣扇）	–	1	1	1	1	–	–	–
Master Bedroom 主人睡房	Telephone Outlet 電話插座	1	1	1	1	1	1	1	1
	Data Point 網路位	1	1	1	1	1	1	1	1
	TV/FM Outlet 電視/電台天線插座	1	1	1	1	1	1	1	1
	13A Single Socket Outlet 13A 單位電插座	–	1	1	1	1	1	–	–
	13A Twin Socket Outlet 13A 雙位電插座	4	2	2	2	2	2	4	3
	Double Pole Switch (Exhaust Fan or Thermo Ventilator) 開關掣（抽氣扇或浴室寶）	2	–	1	1	–	–	2	2
	Panic Alarm Button 緊急警報掣	1	–	–	–	–	–	1	1

Note:
1. The symbol " – " as shown in the above table denotes "Not provided".
2. The symbol " / " as shown in the above table denotes "Not applicable".
3. "1, 2, ..." as shown in the above table denotes the quantity of such provision(s) provided in the residential unit.

附註：
1. 上表「–」代表「不提供」。
2. 上表「/」代表「不適用」。
3. 上表「1, 2, ...」代表提供於該住宅單位內的裝置數量。

SCHEDULE OF MECHANICAL AND ELECTRICAL PROVISIONS – TOWER 機電裝置數量說明表 – 大廈

Location 位置	Mechanical and Electrical Provisions 機電裝置	Tower 2A 第2A座	Tower 2B 第2B座						
		20/F 20樓	20/F 20樓						
		A	A	B	C	D	E	F	G
Master Bedroom 主人睡房	Fused Spur Unit (Air Conditioner indoor unit) 接線蘇(冷氣室內機)	2	–	–	–	–	–	2	1
	Double Pole Switch (Air Conditioner indoor unit) 開關掣(冷氣室內機)	–	1	1	1	1	1	–	–
Bedroom 1 睡房1	Telephone Outlet 電話插座	1	1	/	/	1	1	1	1
	Data Point 網路位	1	1	/	/	1	1	1	1
	TV/FM Outlet 電視/電台天線插座	1	1	/	/	1	1	1	1
	13A Twin Socket Outlet 13A 雙位電插座	2	2	/	/	2	2	2	2
	Fused Spur Unit (Air Conditioner indoor unit) 接線蘇(冷氣室內機)	1	–	/	/	–	–	1	1
	Double Pole Switch (Air Conditioner indoor unit) 開關掣(冷氣室內機)	–	1	/	/	1	1	–	–
Bedroom 2 睡房2	Telephone Outlet 電話插座	1	/	/	/	/	/	1	1
	Data Point 網路位	1	/	/	/	/	/	1	1
	TV/FM Outlet 電視/電台天線插座	1	/	/	/	/	/	1	1
	13A Twin Socket Outlet 13A 雙位電插座	2	/	/	/	/	/	2	2
	Fused Spur Unit (Air Conditioner indoor unit) 接線蘇(冷氣室內機)	1	/	/	/	/	/	1	1
Bedroom 3 睡房3	Telephone Outlet 電話插座	1	/	/	/	/	/	1	/
	Data Point 網路位	1	/	/	/	/	/	1	/
	TV/FM Outlet 電視/電台天線插座	1	/	/	/	/	/	1	/
	13A Single Socket Outlet 13A 單位電插座	1	/	/	/	/	/	–	/
	13A Twin Socket Outlet 13A 雙位電插座	2	/	/	/	/	/	3	/
	Fused Spur Unit (Air Conditioner indoor unit) 接線蘇(冷氣室內機)	1	/	/	/	/	/	1	/
	Double Pole Switch (Exhaust Fan or Thermo Ventilator) 開關掣(抽氣扇或浴室寶)	1	/	/	/	/	/	1	/
Kitchen 廚房	13A Twin Socket Outlet 13A 雙位電插座	1	/	/	/	/	1	1	1

Note:
1. The symbol " – " as shown in the above table denotes "Not provided".
2. The symbol " / " as shown in the above table denotes "Not applicable".
3. "1, 2, ..." as shown in the above table denotes the quantity of such provision(s) provided in the residential unit.

附註：
1. 上表「–」代表「不提供」。
2. 上表「/」代表「不適用」。
3. 上表「1, 2, ...」代表提供於該住宅單位內的裝置數量。

SCHEDULE OF MECHANICAL AND ELECTRICAL PROVISIONS – TOWER 機電裝置數量說明表 – 大廈

Location 位置	Mechanical and Electrical Provisions 機電裝置	Tower 2A 第2A座	Tower 2B 第2B座						
		20/F 20樓	20/F 20樓						
		A	A	B	C	D	E	F	G
Kitchen 廚房	13A Twin Socket Outlet (with USB port) 13A 雙位電插座（附有USB接口）	1	/	/	/	/	1	1	1
	Double Pole Switch (Electric Water Heater) 開關掣（電熱水爐）	–	/	/	/	/	1	–	–
	13A Single Socket Outlet (Refrigerator) 13A 單位電插座（雪櫃）	1	/	/	/	/	1	1	1
	20A Connection Unit (Steam Oven) 20A 接線蘇（蒸焗爐）	–	/	/	/	/	1	–	–
	Double Pole Switch (Steam Oven) 開關掣（蒸焗爐）	–	/	/	/	/	1	–	–
	Fused Spur Unit (LED Light) 接線蘇（LED燈）	1	/	/	/	/	1	1	1
	Fused Spur Unit (Wok Burner) 接線蘇（煮食爐）	1	/	/	/	/	1	1	1
	Fused Spur Unit (Cooker Hood) 接線蘇（抽油煙機）	1	/	/	/	/	1	1	1
	Fused Spur Unit (Town Gas) 接線蘇（煤氣）	2	/	/	/	/	1	2	1
	Fused Spur Unit (Exhaust Fan) 接線蘇（抽氣扇）	1	/	/	/	/	1	1	1
	20A Connection Unit (Induction Type Hob) 20A 接線蘇（電磁爐）	1	/	/	/	/	1	1	1
	Double Pole Switch (Induction Type Hob) 開關掣（電磁爐）	1	/	/	/	/	1	1	1
	Washing Machine Connection Point (Water Inlet & Outlet) 洗衣機接駁點（來水及去水）	1	/	/	/	/	1	1	1
	13A Single Socket Outlet (Washer and Dryer 2 in 1) 13A 單位電插座（洗衣乾衣機）	–	/	/	/	/	1	–	1
	Data Point 網路位	1	/	/	/	/	–	1	1
	13A Single Socket Outlet (Home Automation) 13A 單位電插座（智能家居）	1	/	/	/	/	–	1	1
	13A Single Socket Outlet (Washer) 13A 單位電插座（洗衣機）	1	/	/	/	/	–	1	–
	13A Single Socket Outlet (Dryer) 13A 單位電插座（乾衣機）	1	/	/	/	/	–	1	–

Note:
1. The symbol " – " as shown in the above table denotes "Not provided".
2. The symbol " / " as shown in the above table denotes "Not applicable".
3. "1, 2, ..." as shown in the above table denotes the quantity of such provision(s) provided in the residential unit.

附註：
1. 上表「–」代表「不提供」。
2. 上表「/」代表「不適用」。
3. 上表「1, 2, ...」代表提供於該住宅單位內的裝置數量。

SCHEDULE OF MECHANICAL AND ELECTRICAL PROVISIONS – TOWER 機電裝置數量說明表 – 大廈

Location 位置	Mechanical and Electrical Provisions 機電裝置	Tower 2A 第2A座	Tower 2B 第2B座						
		20/F 20樓	20/F 20樓						
		A	A	B	C	D	E	F	G
Kitchen 廚房	13A Single Socket Outlet (Freezer) 13A 單位電插座（冰櫃）	1	/	/	/	/	–	1	–
	20A Connection Unit (Teppan-Yaki) 20A 接線蘇（鐵板燒）	1	/	/	/	/	–	1	–
	Double Pole Switch (Teppan-Yaki) 開關掣（鐵板燒）	1	/	/	/	/	–	1	–
	20A Connection Unit (Steamer) 20A 接線蘇（蒸爐）	1	/	/	/	/	–	1	1
	Double Pole Switch (Steamer) 開關掣（蒸爐）	1	/	/	/	/	–	1	1
	20A Connection Unit (Oven) 20A 接線蘇（烤焗爐）	1	/	/	/	/	–	1	1
	Double Pole Switch (Oven) 開關掣（烤焗爐）	1	/	/	/	/	–	1	1
	13A Single Socket Outlet (Wine Cooler) 13A 單位電插座（酒櫃）	1	/	/	/	/	–	1	1
	13A Single Socket Outlet (Coffee Maker) 13A 單位電插座（咖啡機）	1	/	/	/	/	–	1	–
	13A Single Socket Outlet (Warming Drawer) 13A 單位電插座（保溫櫃）	1	/	/	/	/	–	1	–
	13A Single Socket Outlet (Dish Washer) 13A 單位電插座（洗碗碟機）	1	/	/	/	/	–	1	–
	Home Automation Touch Panel 智能家居觸控控制屏	1	/	/	/	/	–	1	1
Open Kitchen 開放式廚房	13A Twin Socket Outlet 13A 雙位電插座	/	1	1	1	1	/	/	/
	13A Twin Socket Outlet (with USB port) 13A 雙位電插座（附有USB接口）	/	1	1	1	1	/	/	/
	Triple Pole & Neutral Switch (Electric Water Heater) 三相開關掣（電熱水爐）	/	1	1	1	1	/	/	/
	13A Single Socket Outlet (Refrigerator) 13A 單位電插座（雪櫃）	/	1	1	1	1	/	/	/
	13A Single Socket Outlet (Washer and Dryer 2 in 1) 13A 單位電插座（洗衣乾衣機）	/	1	1	1	1	/	/	/
	20A Connection Unit (Steam Oven) 20A 接線蘇（蒸焗爐）	/	1	1	1	1	/	/	/
	Double Pole Switch (Steam Oven) 開關掣（蒸焗爐）	/	1	1	1	1	/	/	/

Note:
1. The symbol " – " as shown in the above table denotes "Not provided".
2. The symbol " / " as shown in the above table denotes "Not applicable".
3. "1, 2, ..." as shown in the above table denotes the quantity of such provision(s) provided in the residential unit.

附註：
1. 上表「–」代表「不提供」。
2. 上表「/」代表「不適用」。
3. 上表「1, 2, ...」代表提供於該住宅單位內的裝置數量。

SCHEDULE OF MECHANICAL AND ELECTRICAL PROVISIONS – TOWER 機電裝置數量說明表 – 大廈

Location 位置	Mechanical and Electrical Provisions 機電裝置	Tower 2A 第2A座	Tower 2B 第2B座						
		20/F 20樓	20/F 20樓						
		A	A	B	C	D	E	F	G
Open Kitchen 開放式廚房	Fused Spur Unit (LED Light) 接線蘇(LED燈)	/	1	1	1	1	/	/	/
	Fused Spur Unit (Cooker Hood) 接線蘇(抽油煙機)	/	1	1	1	1	/	/	/
	20A Connection Unit (Induction Type Hob) 20A接線蘇(電磁爐)	/	1	1	1	1	/	/	/
	Double Pole Switch (Induction Type Hob) 開關掣(電磁爐)	/	1	1	1	1	/	/	/
	Washing Machine Connection Point (Water Inlet & Outlet) 洗衣機接駁點(來水及去水)	/	1	1	1	1	/	/	/
Master Bathroom 主人浴室	13A Single Socket Outlet 13A單位電插座	1	/	/	/	/	/	1	1
	13A Single Socket Outlet (with USB port) 13A單位電插座(附有USB接口)	1	/	/	/	/	/	1	1
	Fused Spur Unit (Exhaust Fan) 接線蘇(抽氣扇)	1	/	/	/	/	/	1	1
	Fused Spur Unit (LED Light) 接線蘇(LED燈)	2	/	/	/	/	/	2	2
	20A Connection Unit (Thermo Ventilator) 20A接線蘇(浴室寶)	1	/	/	/	/	/	1	1
Bathroom 1 浴室1	13A Single Socket Outlet 13A單位電插座	1	1	1	1	1	1	1	1
	13A Single Socket Outlet (with USB port) 13A單位電插座(附有USB接口)	1	1	1	1	1	1	1	1
	Fused Spur Unit (Exhaust Fan) 接線蘇(抽氣扇)	1	1	1	1	1	1	1	1
	Fused Spur Unit (LED Light) 接線蘇(LED燈)	2	2	2	2	2	2	2	2
	20A Connection Unit (Thermo Ventilator) 20A接線蘇(浴室寶)	–	1	1	1	1	1	–	–
Bathroom 2 浴室2	13A Single Socket Outlet 13A單位電插座	/	/	/	/	/	/	1	/
	13A Single Socket Outlet (with USB port) 13A單位電插座(附有USB接口)	/	/	/	/	/	/	1	/
	Fused Spur Unit (Exhaust Fan) 接線蘇(抽氣扇)	/	/	/	/	/	/	1	/

Note:
1. The symbol " – " as shown in the above table denotes "Not provided".
2. The symbol " / " as shown in the above table denotes "Not applicable".
3. "1, 2, ..." as shown in the above table denotes the quantity of such provision(s) provided in the residential unit.

附註：
1. 上表「–」代表「不提供」。
2. 上表「/」代表「不適用」。
3. 上表「1, 2, ...」代表提供於該住宅單位內的裝置數量。

SCHEDULE OF MECHANICAL AND ELECTRICAL PROVISIONS – TOWER 機電裝置數量説明表 – 大廈

Location 位置	Mechanical and Electrical Provisions 機電裝置	Tower 2A 第2A座	Tower 2B 第2B座						
		20/F 20樓	20/F 20樓						
		A	A	B	C	D	E	F	G
Bathroom 2 浴室2	Fused Spur Unit (LED Light) 接線蘇(LED燈)	/	/	/	/	/	/	2	/
Bathroom 3 浴室3	13A Single Socket Outlet 13A 單位電插座	1	/	/	/	/	/	/	/
	13A Single Socket Outlet (with USB port) 13A 單位電插座(附有USB接口)	1	/	/	/	/	/	/	/
	Fused Spur Unit (Exhaust Fan) 接線蘇(抽氣扇)	1	/	/	/	/	/	/	/
	Fused Spur Unit (LED Light) 接線蘇(LED燈)	2	/	/	/	/	/	/	/
Utility Room 工作間	Telephone Outlet 電話插座	1	/	/	/	/	/	1	1
	Triple Pole & Neutral Switch (Electric Water Heater) 三相開關掣(電熱水爐)	–	/	/	/	/	/	–	1
	13A Single Socket Outlet 13A 單位電插座	1	/	/	/	/	/	1	1
	Fused Spur Unit (Air Conditioner indoor unit) 接線蘇(冷氣室內機)	1	/	/	/	/	/	1	1
	Fused Spur Unit (VRV Controller) 接線蘇(冷氣機控制器)	1	/	/	/	/	/	1	1
	Double Pole Switch (Exhaust Fan or Thermo Ventilator) 開關掣(抽氣扇或浴室寶)	1	/	/	/	/	/	1	1
A/C Platform 冷氣機平台	Triple Pole & Neutral Switch (Air Conditioner outdoor unit) 三相開關掣(冷氣室外機)	2	–	–	–	–	–	2	–
	Double Pole Switch (Air Conditioner outdoor unit) 開關掣(冷氣室外機)	–	2	1	1	2	2	–	2
Lift Lobby & Corridor 電梯大堂及走廊	Door Bell Push Button 門鐘襟手掣	1	1	1	1	1	1	1	1
Water Closet 洗手間	Triple Pole & Neutral Switch (Electric Water Heater) 三相開關掣(電熱水爐)	1	/	/	/	/	/	1	–
	Fused Spur Unit (Exhaust Fan) 接線蘇(抽氣扇)	1	/	/	/	/	/	1	1
Lavatory 客廁	Fused Spur Unit (Exhaust Fan) 接線蘇(抽氣扇)	1	/	/	/	/	/	1	/
	Fused Spur Unit (LED Light) 接線蘇(LED燈)	1	/	/	/	/	/	1	/
20/F Flat Roof 20樓私人平台	13A Single Socket Outlet (Weatherproof Type) 13A 防水單位電插座	1	/	/	/	/	/	2	/
Roof 天台	13A Single Socket Outlet (Weatherproof Type) 13A 防水單位電插座	2	/	/	/	/	/	2	1
	Fused Spur Unit (BBQ) 接線蘇(燒烤爐)	1	/	/	/	/	/	1	1
Staircase to R/F 往私人天台樓梯	Double Pole Switch (BBQ) 開關掣(燒烤爐)	1	/	/	/	/	/	1	1

Note:

1. The symbol " – " as shown in the above table denotes "Not provided".
2. The symbol " / " as shown in the above table denotes "Not applicable".
3. "1, 2, ..." as shown in the above table denotes the quantity of such provision(s) provided in the residential unit.

附註：

1. 上表「–」代表「不提供」。
2. 上表「/」代表「不適用」。
3. 上表「1, 2, ...」代表提供於該住宅單位內的裝置數量。

SCHEDULE OF MECHANICAL AND ELECTRICAL PROVISIONS – TOWER 機電裝置數量說明表 – 大廈

Location 位置	Mechanical and Electrical Provisions 機電裝置	Tower 3A 第3A座							Tower 3B 第3B座								
		G/F 地下	UG/F (Flat A & B), 1/F – 3/F, 5/F – 12/F & 15/F – 18/F 高層地下（A及B單位）、1樓至3樓、5樓至12樓及15樓至18樓						G/F 地下			UG/F (Flat A, B, C & D), 1/F – 3/F, 5/F – 12/F & 15/F – 18/F 高層地下（A、B、C及D單位）、1樓至3樓、5樓至12樓及15樓至18樓					
		A	A	B	C	D	E	F	A	B	C	A	B	C	D	E	F
Living / Dining Room and Corridor 客/飯廳及走廊	Telephone Outlet 電話插座	2	2	2	2	2	2	2	2	2	2	2	2	2	2	2	2
	Data Point 網路位	2	2	2	2	2	2	2	2	2	2	2	2	2	2	2	2
	TV/FM Outlet 電視/電台天線插座	2	2	2	2	2	2	2	2	2	2	2	2	2	2	2	2
	13A Single Socket Outlet (Visum) 13A 單位電插座（Visum）	1	1	1	1	1	1	1	1	1	1	1	1	1	1	1	1
	13A Single Socket Outlet (with USB port) 13A 單位電插座（附有USB接口）	–	1	1	–	–	1	–	–	–	–	1	1	–	–	1	1
	13A Twin Socket Outlet 13A 雙位電插座	6	3	3	4	4	3	5	6	6	6	3	3	5	5	3	3
	Double Pole Switch (Exhaust Fan or Thermo Ventilator) 開關掣（抽氣扇或浴室寶）	2	2	2	2	2	2	2	2	2	2	2	2	2	2	2	1
	Door Bell 門鐘	1	1	1	1	1	1	1	1	1	1	1	1	1	1	1	1
	Fused Spur Unit (Door Bell) 接線蘇（門鐘）	1	1	1	1	1	1	1	1	1	1	1	1	1	1	1	1
	Fused Spur Unit (Air Conditioner indoor unit) 接線蘇（冷氣室內機）	2	–	–	–	–	–	–	2	2	2	–	–	–	–	–	–
	Double Pole Switch (Air Conditioner indoor unit) 開關掣（冷氣室內機）	–	1	1	2	2	1	2	–	–	–	1	1	2	2	1	1
	Distribution Board 配電箱	1	1	1	1	1	1	1	1	1	–	1	1	1	1	1	1
	Fused Spur Unit (Exhaust Fan) 接線蘇（抽氣扇）	–	1	1	–	–	1	–	–	–	–	1	1	–	–	1	–
Master Bedroom 主人睡房	Telephone Outlet 電話插座	1	1	1	1	1	1	1	1	1	1	1	1	1	1	1	1
	Data Point 網路位	1	1	1	1	1	1	1	1	1	1	1	1	1	1	1	1
	TV/FM Outlet 電視/電台天線插座	1	1	1	1	1	1	1	1	1	1	1	1	1	1	1	1
	13A Single Socket Outlet 13A 單位電插座	–	1	1	1	1	1	–	–	2	1	1	1	–	–	1	1
	13A Twin Socket Outlet 13A 雙位電插座	4	2	2	2	2	2	3	4	4	4	2	2	3	3	2	2

Note:
1. The symbol " – " as shown in the above table denotes "Not provided".
2. The symbol " / " as shown in the above table denotes "Not applicable".
3. "1, 2, ..." as shown in the above table denotes the quantity of such provision(s) provided in the residential unit.

附註：
1. 上表「–」代表「不提供」。
2. 上表「/」代表「不適用」。
3. 上表「1, 2, ...」代表提供於該住宅單位內的裝置數量。

SCHEDULE OF MECHANICAL AND ELECTRICAL PROVISIONS – TOWER 機電裝置數量說明表 – 大廈

Location 位置	Mechanical and Electrical Provisions 機電裝置	Tower 3A 第3A座							Tower 3B 第3B座								
		G/F 地下	UG/F (Flat A & B), 1/F – 3/F, 5/F – 12/F & 15/F – 18/F 高層地下（A及B單位）、1樓至3樓、5樓至12樓及15樓至18樓						G/F 地下			UG/F (Flat A, B, C & D), 1/F – 3/F, 5/F – 12/F & 15/F – 18/F 高層地下（A、B、C及D單位）、1樓至3樓、5樓至12樓及15樓至18樓					
		A	A	B	C	D	E	F	A	B	C	A	B	C	D	E	F
Master Bedroom 主人睡房	Double Pole Switch (Exhaust Fan or Thermo Ventilator) 開關掣（抽氣扇或浴室寶）	1	–	–	–	–	–	1	1	1	1	–	–	1	1	–	1
	Fused Spur Unit (Air Conditioner indoor unit) 接線蘇（冷氣室內機）	1	–	–	–	–	–	–	1	1	1	–	–	–	–	–	–
	Double Pole Switch (Air Conditioner indoor unit) 開關掣（冷氣室內機）	–	1	1	1	1	1	1	–	–	–	1	1	1	1	1	1
Bedroom 1 睡房1	Telephone Outlet 電話插座	1	1	1	1	1	/	1	1	1	1	1	1	1	1	1	/
	Data Point 網路位	1	1	1	1	1	/	1	1	1	1	1	1	1	1	1	/
	TV/FM Outlet 電視/電台天線插座	1	1	1	1	1	/	1	1	1	1	1	1	1	1	1	/
	13A Twin Socket Outlet 13A 雙位電插座	2	2	2	2	2	/	2	2	2	2	2	2	2	2	2	/
	Fused Spur Unit (Air Conditioner indoor unit) 接線蘇（冷氣室內機）	1	–	–	–	–	/	–	1	1	1	–	–	–	–	–	/
	Double Pole Switch (Air Conditioner indoor unit) 開關掣（冷氣室內機）	–	1	1	1	1	/	1	–	–	–	1	1	1	1	1	/
Bedroom 2 睡房2	Telephone Outlet 電話插座	1	/	/	/	/	/	1	1	1	1	/	/	1	1	/	/
	Data Point 網路位	1	/	/	/	/	/	1	1	1	1	/	/	1	1	/	/
	TV/FM Outlet 電視/電台天線插座	1	/	/	/	/	/	1	1	1	1	/	/	1	1	/	/
	Fused Spur Unit (Air Conditioner indoor unit) 接線蘇（冷氣室內機）	2	/	/	/	/	/	–	2	2	2	/	/	–	–	/	/
	13A Twin Socket Outlet 13A 雙位電插座	–	/	/	/	/	/	2	–	–	–	/	/	2	2	/	/
	Double Pole Switch (Air Conditioner indoor unit) 開關掣（冷氣室內機）	1	/	/	/	/	/	1	1	1	1	/	/	1	1	/	/
Kitchen 廚房	13A Twin Socket Outlet 13A 雙位電插座	1	/	/	1	1	/	1	1	1	1	/	/	1	1	/	/
	13A Twin Socket Outlet (with USB port) 13A 雙位電插座（附有USB接口）	1	/	/	1	1	/	1	1	1	1	/	/	1	1	/	/
	Double Pole Switch (Electric Water Heater) 開關掣（電熱水爐）	1	/	/	1	1	/	1	1	1	–	/	/	1	1	/	/
	13A Single Socket Outlet (Refrigerator) 13A 單位電插座（雪櫃）	1	/	/	1	1	/	1	1	1	1	/	/	1	1	/	/
	13A Single Socket Outlet (Washer and Dryer 2 in 1) 13A 單位電插座（洗衣乾衣機）	1	/	/	1	1	/	1	1	1	1	/	/	1	1	/	/

Note:
1. The symbol " – " as shown in the above table denotes "Not provided".
2. The symbol " / " as shown in the above table denotes "Not applicable".
3. "1, 2, ..." as shown in the above table denotes the quantity of such provision(s) provided in the residential unit.

附註：
1. 上表「–」代表「不提供」。
2. 上表「/」代表「不適用」。
3. 上表「1, 2, ...」代表提供於該住宅單位內的裝置數量。

SCHEDULE OF MECHANICAL AND ELECTRICAL PROVISIONS – TOWER 機電裝置數量説明表 – 大廈

Location 位置	Mechanical and Electrical Provisions 機電裝置	Tower 3A 第3A座							Tower 3B 第3B座								
		G/F 地下	UG/F (Flat A & B), 1/F – 3/F, 5/F – 12/F & 15/F – 18/F 高層地下（A及B單位）、1樓至3樓、5樓至12樓及15樓至18樓						G/F 地下			UG/F (Flat A, B, C & D), 1/F – 3/F, 5/F – 12/F & 15/F – 18/F 高層地下（A、B、C及D單位）、1樓至3樓、5樓至12樓及15樓至18樓					
		A	A	B	C	D	E	F	A	B	C	A	B	C	D	E	F
Kitchen 廚房	20A Connection Unit (Steam Oven) 20A接線蘇（蒸焗爐）	1	/	/	1	1	/	1	1	1	1	/	/	1	1	/	/
	Double Pole Switch (Steam Oven) 開關掣（蒸焗爐）	1	/	/	1	1	/	1	1	1	1	/	/	1	1	/	/
	Fused Spur Unit (LED Light) 接線蘇（LED燈）	1	/	/	1	1	/	1	1	1	1	/	/	1	1	/	/
	Fused Spur Unit (Wok Burner) 接線蘇（煮食爐）	1	/	/	1	1	/	1	1	1	1	/	/	1	1	/	/
	Fused Spur Unit (Cooker Hood) 接線蘇（抽油煙機）	1	/	/	1	1	/	1	1	1	1	/	/	1	1	/	/
	Fused Spur Unit (Town Gas) 接線蘇（煤氣）	1	/	/	1	1	/	1	1	1	1	/	/	1	1	/	/
	Fused Spur Unit (Exhaust Fan) 接線蘇（抽氣扇）	1	/	/	1	1	/	1	1	1	1	/	/	1	1	/	/
	20A Connection Unit (Induction Type Hob) 20A接線蘇（電磁爐）	1	/	/	1	1	/	1	1	1	1	/	/	1	1	/	/
	Double Pole Switch (Induction Type Hob) 開關掣（電磁爐）	1	/	/	1	1	/	1	1	1	1	/	/	1	1	/	/
	Fused Spur Unit (VRV Controller) 接線蘇（冷氣機控制器）	–	/	/	–	–	/	–	–	1	–	/	/	–	–	/	/
	Washing Machine Connection Point (Water Inlet & Outlet) 洗衣機接駁點（來水及去水）	1	/	/	1	1	/	1	1	1	1	/	/	1	1	/	/
Open Kitchen 開放式廚房	13A Twin Socket Outlet 13A 雙位電插座	/	1	1	/	/	1	/	/	/	/	1	1	/	/	1	1
	13A Twin Socket Outlet (with USB port) 13A 雙位電插座（附有USB接口）	/	1	1	/	/	1	/	/	/	/	1	1	/	/	1	1
	Triple Pole & Neutral Switch (Electric Water Heater) 三相開關掣（電熱水爐）	/	1	1	/	/	1	/	/	/	/	1	1	/	/	1	1
	13A Single Socket Outlet (Refrigerator) 13A 單位電插座（雪櫃）	/	1	1	/	/	1	/	/	/	/	1	1	/	/	1	1
	13A Single Socket Outlet (Washer and Dryer 2 in 1) 13A 單位電插座（洗衣乾衣機）	/	1	1	/	/	1	/	/	/	/	1	1	/	/	1	1
	20A Connection Unit (Steam Oven) 20A接線蘇（蒸焗爐）	/	1	1	/	/	1	/	/	/	/	1	1	/	/	1	1
	Double Pole Switch (Steam Oven) 開關掣（蒸焗爐）	/	1	1	/	/	1	/	/	/	/	1	1	/	/	1	1

Note:
1. The symbol " – " as shown in the above table denotes "Not provided".
2. The symbol " / " as shown in the above table denotes "Not applicable".
3. "1, 2, ..." as shown in the above table denotes the quantity of such provision(s) provided in the residential unit.

附註：
1. 上表「–」代表「不提供」。
2. 上表「/」代表「不適用」。
3. 上表「1, 2, ...」代表提供於該住宅單位內的裝置數量。

SCHEDULE OF MECHANICAL AND ELECTRICAL PROVISIONS – TOWER 機電裝置數量說明表 – 大廈

Location 位置	Mechanical and Electrical Provisions 機電裝置	Tower 3A 第3A座							Tower 3B 第3B座								
		G/F 地下	UG/F (Flat A & B), 1/F – 3/F, 5/F – 12/F & 15/F – 18/F 高層地下（A及B單位）、 1樓至3樓、5樓至12樓及15樓至18樓						G/F 地下			UG/F (Flat A, B, C & D), 1/F – 3/F, 5/F – 12/F & 15/F – 18/F 高層地下（A、B、C及D單位）、 1樓至3樓、5樓至12樓及15樓至18樓					
		A	A	B	C	D	E	F	A	B	C	A	B	C	D	E	F
Open Kitchen 開放式廚房	Fused Spur Unit (LED Light) 接線蘇（LED燈）	/	1	1	/	/	1	/	/	/	/	1	1	/	/	1	1
	Fused Spur Unit (Cooker Hood) 接線蘇（抽油煙機）	/	1	1	/	/	1	/	/	/	/	1	1	/	/	1	1
	20A Connection Unit (Induction Type Hob) 20A接線蘇（電磁爐）	/	1	1	/	/	1	/	/	/	/	1	1	/	/	1	1
	Double Pole Switch (Induction Type Hob) 開關掣（電磁爐）	/	1	1	/	/	1	/	/	/	/	1	1	/	/	1	1
	Washing Machine Connection Point (Water Inlet & Outlet) 洗衣機接駁點（來水及去水）	/	1	1	/	/	1	/	/	/	/	1	1	/	/	1	1
Bathroom 浴室	13A Single Socket Outlet 13A 單位電插座	/	1	1	1	1	1	/	/	/	/	1	1	/	/	1	1
	13A Single Socket Outlet (with USB port) 13A 單位電插座（附有USB接口）	/	1	1	1	1	1	/	/	/	/	1	1	/	/	1	1
	Fused Spur Unit (Exhaust Fan) 接線蘇（抽氣扇）	/	1	1	1	1	1	/	/	/	/	1	1	/	/	1	2
	Fused Spur Unit (LED Light) 接線蘇（LED燈）	/	2	2	2	2	2	/	/	/	/	2	2	/	/	2	2
	20A Connection Unit (Thermo Ventilator) 20A接線蘇（浴室寶）	/	1	1	1	1	1	/	/	/	/	1	1	/	/	1	1
Bathroom 1 浴室1	13A Single Socket Outlet 13A 單位電插座	1	/	/	/	/	/	1	1	1	1	/	/	1	1	/	/
	13A Single Socket Outlet (with USB port) 13A 單位電插座（附有USB接口）	1	/	/	/	/	/	1	1	1	1	/	/	1	1	/	/
	Fused Spur Unit (Exhaust Fan) 接線蘇（抽氣扇）	1	/	/	/	/	/	1	1	1	1	/	/	1	1	/	/
	Fused Spur Unit (LED Light) 接線蘇（LED燈）	2	/	/	/	/	/	2	2	2	2	/	/	2	2	/	/
	20A Connection Unit (Thermo Ventilator) 20A接線蘇（浴室寶）	1	/	/	/	/	/	–	–	1	1	/	/	1	1	/	/

Note:
1. The symbol " – " as shown in the above table denotes "Not provided".
2. The symbol " / " as shown in the above table denotes "Not applicable".
3. "1, 2, ..." as shown in the above table denotes the quantity of such provision(s) provided in the residential unit.

附註：
1. 上表「–」代表「不提供」。
2. 上表「/」代表「不適用」。
3. 上表「1, 2, ...」代表提供於該住宅單位內的裝置數量。

SCHEDULE OF MECHANICAL AND ELECTRICAL PROVISIONS – TOWER 機電裝置數量說明表 – 大廈

Location 位置	Mechanical and Electrical Provisions 機電裝置	Tower 3A 第3A座							Tower 3B 第3B座								
		G/F 地下	UG/F (Flat A & B), 1/F – 3/F, 5/F – 12/F & 15/F – 18/F 高層地下（A及B單位）、 1樓至3樓、5樓至12樓及15樓至18樓						G/F 地下			UG/F (Flat A, B, C & D), 1/F – 3/F, 5/F – 12/F & 15/F – 18/F 高層地下（A、B、C及D單位）、 1樓至3樓、5樓至12樓及15樓至18樓					
		A	A	B	C	D	E	F	A	B	C	A	B	C	D	E	F
Bathroom 2 浴室2	13A Single Socket Outlet 13A 單位電插座	1	/	/	/	/	/	1	1	1	1	/	/	1	1	/	/
	13A Single Socket Outlet (with USB port) 13A 單位電插座（附有USB接口）	1	/	/	/	/	/	1	1	1	1	/	/	1	1	/	/
	Fused Spur Unit (Exhaust Fan) 接線蘇（抽氣扇）	1	/	/	/	/	/	1	1	1	1	/	/	1	1	/	/
	Fused Spur Unit (LED Light) 接線蘇（LED燈）	2	/	/	/	/	/	2	2	2	2	/	/	2	2	/	/
	20A Connection Unit (Thermo Ventilator) 20A 接線蘇（浴室寶）	–	/	/	/	/	/	1	1	–	–	/	/	–	–	/	/
Utility Room 工作間	Telephone Outlet 電話插座	–	/	/	/	/	/	1	–	/	–	/	/	/	/	/	/
	13A Single Socket Outlet 13A 單位電插座	–	/	/	/	/	/	1	–	/	1	/	/	/	/	/	/
	13A Twin Socket Outlet 13A 雙位電插座	1	/	/	/	/	/	/	1	–	1	/	/	/	/	/	/
	Double Pole Switch (Exhaust Fan or Thermo Ventilator) 開關掣（抽氣扇或浴室寶）	–	/	/	/	/	/	–	–	/	1	/	/	/	/	/	/
	Fused Spur Unit (Air Conditioner indoor unit) 接線蘇（冷氣室內機）	1	/	/	/	/	/	–	1	/	1	/	/	/	/	/	/
	Fused Spur Unit (VRV Controller) 接線蘇（冷氣機控制器）	1	/	/	/	/	/	–	1	/	1	/	/	/	/	/	/
	Double Pole Switch (Air Conditioner indoor unit) 開關掣（冷氣室內機）	–	/	/	/	/	/	1	–	/	–	/	/	/	/	/	/
	Distribution Board 配電箱	–	/	/	/	/	/	/	–	–	1	/	/	/	/	/	/
Water Closet 洗手間	Triple Pole & Neutral Switch (Electric Water Heater) 三相開關掣（電熱水爐）	/	/	/	/	/	/	/	/	/	1	/	/	/	/	/	/
	Fused Spur Unit (Exhaust Fan) 接線蘇（抽氣扇）	/	/	/	/	/	/	/	/	/	1	/	/	/	/	/	/
A/C Platform 冷氣機平台	Double Pole Switch (Air Conditioner outdoor unit) 開關掣（冷氣室外機）	2	2	2	2	2	1	3	2	2	2	2	2	3	3	2	1
Lift Lobby & Corridor 電梯大堂及走廊	Door Bell Push Button 門鐘襟手掣	1	1	1	1	1	1	1	1	1	1	1	1	1	1	1	1

Note:
1. The symbol " – " as shown in the above table denotes "Not provided".
2. The symbol " / " as shown in the above table denotes "Not applicable".
3. "1, 2, ..." as shown in the above table denotes the quantity of such provision(s) provided in the residential unit.

附註：
1. 上表「–」代表「不提供」。
2. 上表「/」代表「不適用」。
3. 上表「1, 2, ...」代表提供於該住宅單位內的裝置數量。

SCHEDULE OF MECHANICAL AND ELECTRICAL PROVISIONS – TOWER 機電裝置數量說明表 – 大廈

Location 位置	Mechanical and Electrical Provisions 機電裝置	Tower 3A 第3A座						Tower 3B 第3B座			
		19/F 19樓						19/F 19樓			
		A	B	C	D	E	F	A	B	C	D
Living / Dining Room and Corridor 客/飯廳及走廊	Telephone Outlet 電話插座	2	2	2	2	2	2	2	2	2	2
	Data Point 網路位	2	2	2	2	2	2	2	2	2	2
	TV/FM Outlet 電視/電台天線插座	2	2	2	2	2	2	2	2	2	2
	13A Single Socket Outlet (Visum) 13A 單位電插座 (Visum)	1	1	1	1	1	1	1	1	1	1
	13A Single Socket Outlet (with USB port) 13A 單位電插座 (附有USB接口)	1	1	–	–	1	–	1	–	1	1
	13A Twin Socket Outlet 13A 雙位電插座	3	3	4	4	3	5	3	5	3	3
	Double Pole Switch (Exhaust Fan or Thermo Ventilator) 開關掣 (抽氣扇或浴室寶)	2	2	2	2	2	2	2	2	2	1
	Door Bell 門鐘	1	1	1	1	1	1	1	1	1	1
	Fused Spur Unit (Door Bell) 接線蘇 (門鐘)	1	1	1	1	1	1	1	1	1	1
	Double Pole Switch (Air Conditioner indoor unit) 開關掣 (冷氣室內機)	1	1	2	2	1	2	1	2	1	1
	Distribution Board 配電箱	1	1	1	1	1	1	1	1	1	1
	Fused Spur Unit (Exhaust Fan) 接線蘇 (抽氣扇)	1	1	–	–	1	–	1	–	1	–
Master Bedroom 主人睡房	Telephone Outlet 電話插座	1	1	1	1	1	1	1	1	1	1
	Data Point 網路位	1	1	1	1	1	1	1	1	1	1
	TV/FM Outlet 電視/電台天線插座	1	1	1	1	1	1	1	1	1	1
	13A Single Socket Outlet 13A 單位電插座	1	1	1	1	1	–	1	–	1	1
	13A Twin Socket Outlet 13A 雙位電插座	2	2	2	2	2	3	2	3	2	2
	Double Pole Switch (Exhaust Fan or Thermo Ventilator) 開關掣 (抽氣扇或浴室寶)	–	–	–	–	–	1	–	1	–	1

Note:
1. The symbol " – " as shown in the above table denotes "Not provided".
2. The symbol " / " as shown in the above table denotes "Not applicable".
3. "1, 2, ..." as shown in the above table denotes the quantity of such provision(s) provided in the residential unit.

附註：
1. 上表「–」代表「不提供」。
2. 上表「/」代表「不適用」。
3. 上表「1, 2, ...」代表提供於該住宅單位內的裝置數量。

SCHEDULE OF MECHANICAL AND ELECTRICAL PROVISIONS – TOWER 機電裝置數量說明表 – 大廈

Location 位置	Mechanical and Electrical Provisions 機電裝置	Tower 3A 第3A座						Tower 3B 第3B座			
		19/F 19樓						19/F 19樓			
		A	B	C	D	E	F	A	B	C	D
Master Bedroom 主人睡房	Double Pole Switch (Air Conditioner indoor unit) 開關掣(冷氣室內機)	1	1	1	1	1	1	1	1	1	1
Bedroom 1 睡房1	Telephone Outlet 電話插座	1	1	1	1	/	1	1	1	1	/
	Data Point 網路位	1	1	1	1	/	1	1	1	1	/
	TV/FM Outlet 電視/電台天線插座	1	1	1	1	/	1	1	1	1	/
	13A Twin Socket Outlet 13A 雙位電插座	2	2	2	2	/	2	2	2	2	/
	Double Pole Switch (Air Conditioner indoor unit) 開關掣(冷氣室內機)	1	1	1	1	/	1	1	1	1	/
Bedroom 2 睡房2	Telephone Outlet 電話插座	/	/	/	/	/	1	/	1	/	/
	Data Point 網路位	/	/	/	/	/	1	/	1	/	/
	TV/FM Outlet 電視/電台天線插座	/	/	/	/	/	1	/	1	/	/
	13A Twin Socket Outlet 13A 雙位電插座	/	/	/	/	/	2	/	2	/	/
	Double Pole Switch (Air Conditioner indoor unit) 開關掣(冷氣室內機)	/	/	/	/	/	1	/	1	/	/
Kitchen 廚房	13A Twin Socket Outlet 13A 雙位電插座	/	/	1	1	/	1	/	1	/	/
	13A Twin Socket Outlet (with USB port) 13A 雙位電插座(附有USB接口)	/	/	1	1	/	1	/	1	/	/
	Double Pole Switch (Electric Water Heater) 開關掣(電熱水爐)	/	/	1	1	/	1	/	1	/	/
	13A Single Socket Outlet (Refrigerator) 13A 單位電插座(雪櫃)	/	/	1	1	/	1	/	1	/	/
	13A Single Socket Outlet (Washer and Dryer 2 in 1) 13A 單位電插座(洗衣乾衣機)	/	/	1	1	/	1	/	1	/	/
	20A Connection Unit (Steam Oven) 20A 接線蘇(蒸焗爐)	/	/	1	1	/	1	/	1	/	/
	Double Pole Switch (Steam Oven) 開關掣(蒸焗爐)	/	/	1	1	/	1	/	1	/	/

Note:
1. The symbol " – " as shown in the above table denotes "Not provided".
2. The symbol " / " as shown in the above table denotes "Not applicable".
3. "1, 2, ..." as shown in the above table denotes the quantity of such provision(s) provided in the residential unit.

附註：
1. 上表「–」代表「不提供」。
2. 上表「/」代表「不適用」。
3. 上表「1, 2, ...」代表提供於該住宅單位內的裝置數量。

SCHEDULE OF MECHANICAL AND ELECTRICAL PROVISIONS – TOWER 機電裝置數量說明表 – 大廈

Location 位置	Mechanical and Electrical Provisions 機電裝置	Tower 3A 第3A座						Tower 3B 第3B座			
		19/F 19樓						19/F 19樓			
		A	B	C	D	E	F	A	B	C	D
Kitchen 廚房	Fused Spur Unit (LED Light) 接線蘇(LED燈)	/	/	1	1	/	1	/	1	/	/
	Fused Spur Unit (Wok Burner) 接線蘇(煮食爐)	/	/	1	1	/	1	/	1	/	/
	Fused Spur Unit (Cooker Hood) 接線蘇(抽油煙機)	/	/	1	1	/	1	/	1	/	/
	Fused Spur Unit (Town Gas) 接線蘇(煤氣)	/	/	1	1	/	1	/	1	/	/
	Fused Spur Unit (Exhaust Fan) 接線蘇(抽氣扇)	/	/	1	1	/	1	/	1	/	/
	20A Connection Unit (Induction Type Hob) 20A接線蘇(電磁爐)	/	/	1	1	/	1	/	1	/	/
	Double Pole Switch (Induction Type Hob) 開關掣(電磁爐)	/	/	1	1	/	1	/	1	/	/
	Washing Machine Connection Point (Water Inlet & Outlet) 洗衣機接駁點(來水及去水)	/	/	1	1	/	1	/	1	/	/
Open Kitchen 開放式廚房	13A Twin Socket Outlet 13A 雙位電插座	1	1	/	/	1	/	1	/	1	1
	13A Twin Socket Outlet (with USB port) 13A 雙位電插座(附有USB接口)	1	1	/	/	1	/	1	/	1	1
	Triple Pole & Neutral Switch (Electric Water Heater) 三相開關掣(電熱水爐)	1	1	/	/	1	/	1	/	1	1
	13A Single Socket Outlet (Refrigerator) 13A 單位電插座(雪櫃)	1	1	/	/	1	/	1	/	1	1
	13A Single Socket Outlet (Washer and Dryer 2 in 1) 13A 單位電插座(洗衣乾衣機)	1	1	/	/	1	/	1	/	1	1
	20A Connection Unit (Steam Oven) 20A接線蘇(蒸焗爐)	1	1	/	/	1	/	1	/	1	1
	Double Pole Switch (Steam Oven) 開關掣(蒸焗爐)	1	1	/	/	1	/	1	/	1	1
	Fused Spur Unit (LED Light) 接線蘇(LED燈)	1	1	/	/	1	/	1	/	1	1
	Fused Spur Unit (Cooker Hood) 接線蘇(抽油煙機)	1	1	/	/	1	/	1	/	1	1
	20A Connection Unit (Induction Type Hob) 20A接線蘇(電磁爐)	1	1	/	/	1	/	1	/	1	1

Note:
1. The symbol " – " as shown in the above table denotes "Not provided".
2. The symbol " / " as shown in the above table denotes "Not applicable".
3. "1, 2, ..." as shown in the above table denotes the quantity of such provision(s) provided in the residential unit.

附註：
1. 上表「–」代表「不提供」。
2. 上表「/」代表「不適用」。
3. 上表「1, 2, ...」代表提供於該住宅單位內的裝置數量。

SCHEDULE OF MECHANICAL AND ELECTRICAL PROVISIONS – TOWER 機電裝置數量說明表 – 大廈

Location 位置	Mechanical and Electrical Provisions 機電裝置	Tower 3A 第3A座						Tower 3B 第3B座			
		19/F 19樓						19/F 19樓			
		A	B	C	D	E	F	A	B	C	D
Open Kitchen 開放式廚房	Double Pole Switch (Induction Type Hob) 開關掣(電磁爐)	1	1	/	/	1	/	1	/	1	1
	Washing Machine Connection Point (Water Inlet & Outlet) 洗衣機接駁點(來水及去水)	1	1	/	/	1	/	1	/	1	1
Bathroom 浴室	13A Single Socket Outlet 13A 單位電插座	1	1	1	1	1	/	1	/	1	1
	13A Single Socket Outlet (with USB port) 13A 單位電插座(附有USB接口)	1	1	1	1	1	/	1	/	1	1
	Fused Spur Unit (Exhaust Fan) 接線蘇(抽氣扇)	1	1	1	1	1	/	1	/	1	2
	Fused Spur Unit (LED Light) 接線蘇(LED燈)	2	2	2	2	2	/	2	/	2	2
	Fused Spur Unit (Thermo Ventilator) 接線蘇(浴室寶)	1	1	1	1	1	/	1	/	1	1
Bathroom 1 浴室1	13A Single Socket Outlet 13A 單位電插座	/	/	/	/	/	1	/	1	/	/
	13A Single Socket Outlet (with USB port) 13A 單位電插座(附有USB接口)	/	/	/	/	/	1	/	1	/	/
	Fused Spur Unit (Exhaust Fan) 接線蘇(抽氣扇)	/	/	/	/	/	1	/	1	/	/
	Fused Spur Unit (LED Light) 接線蘇(LED燈)	/	/	/	/	/	2	/	2	/	/
	20A Connection Unit (Thermo Ventilator) 20A接線蘇(浴室寶)	/	/	/	/	/	–	/	1	/	/
Bathroom 2 浴室2	13A Single Socket Outlet 13A 單位電插座	/	/	/	/	/	1	/	1	/	/
	13A Single Socket Outlet (with USB port) 13A 單位電插座(附有USB接口)	/	/	/	/	/	1	/	1	/	/
	Fused Spur Unit (Exhaust Fan) 接線蘇(抽氣扇)	/	/	/	/	/	1	/	1	/	/
	Fused Spur Unit (LED Light) 接線蘇(LED燈)	/	/	/	/	/	2	/	2	/	/
	20A Connection Unit (Thermo Ventilator) 20A接線蘇(浴室寶)	/	/	/	/	/	1	/	–	/	/
Utility Room 工作間	Telephone Outlet 電話插座	/	/	/	/	/	1	/	/	/	/

Note:
1. The symbol " – " as shown in the above table denotes "Not provided".
2. The symbol " / " as shown in the above table denotes "Not applicable".
3. "1, 2, ..." as shown in the above table denotes the quantity of such provision(s) provided in the residential unit.

附註：
1. 上表「–」代表「不提供」。
2. 上表「/」代表「不適用」。
3. 上表「1, 2, ...」代表提供於該住宅單位內的裝置數量。

SCHEDULE OF MECHANICAL AND ELECTRICAL PROVISIONS – TOWER 機電裝置數量説明表 – 大廈

Location 位置	Mechanical and Electrical Provisions 機電裝置	Tower 3A 第3A座						Tower 3B 第3B座			
		19/F 19樓						19/F 19樓			
		A	B	C	D	E	F	A	B	C	D
Utility Room 工作間	13A Single Socket Outlet 13A 單位電插座	/	/	/	/	/	1	/	/	/	/
	Double Pole Switch (Air Conditioner indoor unit) 開關掣(冷氣室內機)	/	/	/	/	/	1	/	/	/	/
A/C Platform 冷氣機平台	Double Pole Switch (Air Conditioner outdoor unit) 開關掣(冷氣室外機)	2	2	2	2	1	3	2	3	2	1
Lift Lobby & Corridor 電梯大堂及走廊	Door Bell Push Button 門鐘襟手掣	1	1	1	1	1	1	1	1	1	1

Note:
1. The symbol " – " as shown in the above table denotes "Not provided".
2. The symbol " / " as shown in the above table denotes "Not applicable".
3. "1, 2, ..." as shown in the above table denotes the quantity of such provision(s) provided in the residential unit.

附註：
1. 上表「–」代表「不提供」。
2. 上表「/」代表「不適用」。
3. 上表「1, 2, ...」代表提供於該住宅單位內的裝置數量。

SCHEDULE OF MECHANICAL AND ELECTRICAL PROVISIONS – TOWER 機電裝置數量説明表 – 大廈

Location 位置	Mechanical and Electrical Provisions 機電裝置	Tower 3A 第3A座				Tower 3B 第3B座
		20/F 20樓				20/F 20樓
		A	B	C	D	A
Living / Dining Room and Corridor 客/飯廳及走廊	Telephone Outlet 電話插座	2	2	2	2	2
	Data Point 網路位	2	2	2	2	2
	TV/FM Outlet 電視/電台天線插座	2	2	2	2	2
	13A Single Socket Outlet (Visum) 13A 單位電插座（Visum）	1	1	1	1	1
	13A Single Socket Outlet (with USB port) 13A 單位電插座（附有USB接口）	1	–	–	–	–
	13A Twin Socket Outlet 13A 雙位電插座	3	4	5	5	5
	Double Pole Switch (Exhaust Fan or Thermo Ventilator) 開關掣（抽氣扇或浴室寶）	2	2	2	2	3
	Door Bell 門鐘	1	1	1	1	1
	Fused Spur Unit (Door Bell) 接線蘇（門鐘）	1	1	1	1	1
	Fused Spur Unit (Air Conditioner indoor unit) 接線蘇（冷氣室內機）	–	–	2	2	3
	Double Pole Switch (Air Conditioner indoor unit) 開關掣（冷氣室內機）	1	2	–	–	–
	Distribution Board 配電箱	1	1	1	1	1
	Fused Spur Unit (Exhaust Fan) 接線蘇（抽氣扇）	1	–	–	–	–
Master Bedroom 主人睡房	Telephone Outlet 電話插座	1	1	1	1	1
	Data Point 網路位	1	1	1	1	1
	TV/FM Outlet 電視/電台天線插座	1	1	1	1	1
	13A Single Socket Outlet 13A 單位電插座	1	1	–	–	–
	13A Twin Socket Outlet 13A 雙位電插座	2	2	3	3	4
	Double Pole Switch (Exhaust Fan or Thermo Ventilator) 開關掣（抽氣扇或浴室寶）	–	–	2	2	2
	Panic Alarm Button 緊急警報掣	–	–	1	1	1

Note:
1. The symbol " – " as shown in the above table denotes "Not provided".
2. The symbol " / " as shown in the above table denotes "Not applicable".
3. "1, 2, ..." as shown in the above table denotes the quantity of such provision(s) provided in the residential unit.

附註：
1. 上表「–」代表「不提供」。
2. 上表「/」代表「不適用」。
3. 上表「1, 2, ...」代表提供於該住宅單位內的裝置數量。

SCHEDULE OF MECHANICAL AND ELECTRICAL PROVISIONS – TOWER 機電裝置數量説明表 – 大廈

Location 位置	Mechanical and Electrical Provisions 機電裝置	Tower 3A 第3A座				Tower 3B 第3B座
		20/F 20樓				20/F 20樓
		A	B	C	D	A
Master Bedroom 主人睡房	Fused Spur Unit (Air Conditioner indoor unit) 接線蘇(冷氣室內機)	–	–	2	1	2
	Double Pole Switch (Air Conditioner indoor unit) 開關掣(冷氣室內機)	1	1	–	–	–
Bedroom 1 睡房1	Telephone Outlet 電話插座	1	1	1	1	1
	Data Point 網路位	1	1	1	1	1
	TV/FM Outlet 電視/電台天線插座	1	1	1	1	1
	13A Twin Socket Outlet 13A 雙位電插座	2	2	2	2	2
	Fused Spur Unit (Air Conditioner indoor unit) 接線蘇(冷氣室內機)	–	–	1	1	1
	Double Pole Switch (Air Conditioner indoor unit) 開關掣(冷氣室內機)	1	1	–	–	–
Bedroom 2 睡房2	Telephone Outlet 電話插座	/	/	1	1	1
	Data Point 網路位	/	/	1	1	1
	TV/FM Outlet 電視/電台天線插座	/	/	1	1	1
	13A Twin Socket Outlet 13A 雙位電插座	/	/	2	2	2
	Fused Spur Unit (Air Conditioner indoor unit) 接線蘇(冷氣室內機)	/	/	1	1	1
Bedroom 3 睡房3	Telephone Outlet 電話插座	/	/	/	/	1
	Data Point 網路位	/	/	/	/	1
	TV/FM Outlet 電視/電台天線插座	/	/	/	/	1
	13A Twin Socket Outlet 13A 雙位電插座	/	/	/	/	2
	Fused Spur Unit (Air Conditioner indoor unit) 接線蘇(冷氣室內機)	/	/	/	/	1
	Double Pole Switch (Exhaust Fan or Thermo Ventilator) 開關掣(抽氣扇或浴室寶)	/	/	/	/	1
Kitchen 廚房	13A Twin Socket Outlet 13A 雙位電插座	/	1	1	1	1

Note:
1. The symbol " – " as shown in the above table denotes "Not provided".
2. The symbol " / " as shown in the above table denotes "Not applicable".
3. "1, 2, ..." as shown in the above table denotes the quantity of such provision(s) provided in the residential unit.

附註：
1. 上表「–」代表「不提供」。
2. 上表「/」代表「不適用」。
3. 上表「1, 2, ...」代表提供於該住宅單位內的裝置數量。

SCHEDULE OF MECHANICAL AND ELECTRICAL PROVISIONS – TOWER 機電裝置數量説明表 – 大廈

Location 位置	Mechanical and Electrical Provisions 機電裝置	Tower 3A 第3A座				Tower 3B 第3B座
		20/F 20樓				20/F 20樓
		A	B	C	D	A
Kitchen 廚房	13A Twin Socket Outlet (with USB port) 13A 雙位電插座 (附有USB接口)	/	1	1	1	1
	Double Pole Switch (Electric Water Heater) 開關掣 (電熱水爐)	/	1	1	1	–
	13A Single Socket Outlet (Refrigerator) 13A 單位電插座 (雪櫃)	/	1	1	1	1
	Fused Spur Unit (LED Light) 接線蘇 (LED燈)	/	1	1	1	1
	Fused Spur Unit (Wok Burner) 接線蘇 (煮食爐)	/	1	1	1	1
	Fused Spur Unit (Cooker Hood) 接線蘇 (抽油煙機)	/	1	1	1	1
	Fused Spur Unit (Exhaust Fan) 接線蘇 (抽氣扇)	/	1	1	1	1
	Fused Spur Unit (Town Gas) 接線蘇 (煤氣)	/	1	1	1	2
	20A Connection Unit (Induction Type Hob) 20A 接線蘇 (電磁爐)	/	1	1	1	1
	Double Pole Switch (Induction Type Hob) 開關掣 (電磁爐)	/	1	1	1	1
	Washing Machine Connection Point (Water Inlet & Outlet) 洗衣機接駁點 (來水及去水)	/	1	1	1	1
	20A Connection Unit (Steam Oven) 20A 接線蘇 (蒸焗爐)	/	1	–	–	–
	Double Pole Switch (Steam Oven) 開關掣 (蒸焗爐)	/	1	–	–	–
	13A Single Socket Outlet (Washer and Dryer 2 in 1) 13A 單位電插座 (洗衣乾衣機)	/	1	1	1	–
	Data Point 網路位	/	–	1	1	1
	13A Single Socket Outlet (Home Automation) 13A 單位電插座 (智能家居)	/	–	1	1	1
	13A Single Socket Outlet (Washer) 13A 單位電插座 (洗衣機)	/	–	–	–	1
	13A Single Socket Outlet (Dryer) 13A 單位電插座 (乾衣機)	/	–	–	–	1

Note:
1. The symbol " – " as shown in the above table denotes "Not provided".
2. The symbol " / " as shown in the above table denotes "Not applicable".
3. "1, 2, ..." as shown in the above table denotes the quantity of such provision(s) provided in the residential unit.

附註：
1. 上表「–」代表「不提供」。
2. 上表「/」代表「不適用」。
3. 上表「1, 2, ...」代表提供於該住宅單位內的裝置數量。

SCHEDULE OF MECHANICAL AND ELECTRICAL PROVISIONS – TOWER 機電裝置數量説明表 – 大廈

Location 位置	Mechanical and Electrical Provisions 機電裝置	Tower 3A 第3A座				Tower 3B 第3B座
		20/F 20樓				20/F 20樓
		A	B	C	D	A
Kitchen 廚房	13A Single Socket Outlet (Freezer) 13A 單位電插座（冰櫃）	/	–	–	–	1
	20A Connection Unit (Teppan-Yaki) 20A 接線蘇（鐵板燒）	/	–	–	–	1
	Double Pole Switch (Teppan-Yaki) 開關掣（鐵板燒）	/	–	–	–	1
	20A Connection Unit (Steamer) 20A 接線蘇（蒸爐）	/	–	1	1	1
	Double Pole Switch (Steamer) 開關掣（蒸爐）	/	–	1	1	1
	20A Connection Unit (Oven) 20A 接線蘇（烤焗爐）	/	–	1	1	1
	Double Pole Switch (Oven) 開關掣（烤焗爐）	/	–	1	1	1
	13A Single Socket Outlet (Wine Cooler) 13A 單位電插座（酒櫃）	/	–	1	1	1
	13A Single Socket Outlet (Coffee Maker) 13A 單位電插座（咖啡機）	/	–	–	–	1
	13A Single Socket Outlet (Warming Drawer) 13A 單位電插座（保溫櫃）	/	–	–	–	1
	13A Single Socket Outlet (Dish Washer) 13A 單位電插座（洗碗碟機）	/	–	–	–	1
	Home Automation Touch Panel 智能家居觸控控制屏	/	–	1	1	1
Open Kitchen 開放式廚房	13A Twin Socket Outlet 13A 雙位電插座	1	/	/	/	/
	13A Twin Socket Outlet (with USB port) 13A 雙位電插座（附有USB接口）	1	/	/	/	/
	Triple Pole & Neutral Switch (Electric Water Heater) 三相開關掣（電熱水爐）	1	/	/	/	/
	13A Single Socket Outlet (Refrigerator) 13A 單位電插座（雪櫃）	1	/	/	/	/
	13A Single Socket Outlet (Washer and Dryer 2 in 1) 13A 單位電插座（洗衣乾衣機）	1	/	/	/	/
	20A Connection Unit (Steam Oven) 20A 接線蘇（蒸焗爐）	1	/	/	/	/
	Double Pole Switch (Steam Oven) 開關掣（蒸焗爐）	1	/	/	/	/

Note:
1. The symbol " – " as shown in the above table denotes "Not provided".
2. The symbol " / " as shown in the above table denotes "Not applicable".
3. "1, 2, ..." as shown in the above table denotes the quantity of such provision(s) provided in the residential unit.

附註：
1. 上表「–」代表「不提供」。
2. 上表「/」代表「不適用」。
3. 上表「1, 2, ...」代表提供於該住宅單位內的裝置數量。

SCHEDULE OF MECHANICAL AND ELECTRICAL PROVISIONS – TOWER 機電裝置數量説明表 – 大廈

Location 位置	Mechanical and Electrical Provisions 機電裝置	Tower 3A 第3A座				Tower 3B 第3B座
		20/F 20樓				20/F 20樓
		A	B	C	D	A
Open Kitchen 開放式廚房	Fused Spur Unit (LED Light) 接線蘇(LED燈)	1	/	/	/	/
	Fused Spur Unit (Cooker Hood) 接線蘇(抽油煙機)	1	/	/	/	/
	20A Connection Unit (Induction Type Hob) 20A接線蘇(電磁爐)	1	/	/	/	/
	Double Pole Switch (Induction Type Hob) 開關掣(電磁爐)	1	/	/	/	/
	Washing Machine Connection Point (Water Inlet & Outlet) 洗衣機接駁點(來水及去水)	1	/	/	/	/
Master Bathroom 主人浴室	13A Single Socket Outlet 13A單位電插座	/	/	/	/	1
	13A Twin Socket Outlet (with USB port) 13A雙位電插座(附有USB接口)	/	/	/	/	1
	Fused Spur Unit (Exhaust Fan) 接線蘇(抽氣扇)	/	/	/	/	1
	Fused Spur Unit (LED Light) 接線蘇(LED燈)	/	/	/	/	2
	20A Connection Unit (Thermo Ventilator) 20A接線蘇(浴室寶)	/	/	/	/	1
Bathroom 浴室	13A Single Socket Outlet 13A單位電插座	1	1	/	/	/
	13A Single Socket Outlet (with USB port) 13A單位電插座(附有USB接口)	1	1	/	/	/
	Fused Spur Unit (Exhaust Fan) 接線蘇(抽氣扇)	1	1	/	/	/
	Fused Spur Unit (LED Light) 接線蘇(LED燈)	2	2	/	/	/
	20A Connection Unit (Thermo Ventilator) 20A接線蘇(浴室寶)	1	1	/	/	/
Bathroom 1 浴室1	13A Single Socket Outlet 13A單位電插座	/	/	1	1	1
	13A Single Socket Outlet (with USB port) 13A單位電插座(附有USB接口)	/	/	1	1	1
	Fused Spur Unit (Exhaust Fan) 接線蘇(抽氣扇)	/	/	1	1	1

Note:
1. The symbol " – " as shown in the above table denotes "Not provided".
2. The symbol " / " as shown in the above table denotes "Not applicable".
3. "1, 2, ..." as shown in the above table denotes the quantity of such provision(s) provided in the residential unit.

附註：
1. 上表「–」代表「不提供」。
2. 上表「/」代表「不適用」。
3. 上表「1, 2, ...」代表提供於該住宅單位內的裝置數量。

SCHEDULE OF MECHANICAL AND ELECTRICAL PROVISIONS – TOWER 機電裝置數量説明表 – 大廈

Location 位置	Mechanical and Electrical Provisions 機電裝置	Tower 3A 第3A座				Tower 3B 第3B座
		20/F 20樓				20/F 20樓
		A	B	C	D	A
Bathroom 1 浴室1	Fused Spur Unit (LED Light) 接線蘇（LED燈）	/	/	2	2	2
	20A Connection Unit (Thermo Ventilator) 20A接線蘇（浴室寶）	/	/	1	–	–
Bathroom 2 浴室2	13A Single Socket Outlet 13A 單位電插座	/	/	1	1	–
	13A Single Socket Outlet (with USB port) 13A 單位電插座（附有USB接口）	/	/	1	1	–
	Fused Spur Unit (Exhaust Fan) 接線蘇（抽氣扇）	/	/	1	1	–
	Fused Spur Unit (LED Light) 接線蘇（LED燈）	/	/	2	2	2
	20A Connection Unit (Thermo Ventilator) 20A接線蘇（浴室寶）	/	/	–	1	–
Bathroom 3 浴室3	13A Single Socket Outlet 13A 單位電插座	/	/	/	/	1
	13A Single Socket Outlet (with USB port) 13A 單位電插座（附有USB接口）	/	/	/	/	1
	Fused Spur Unit (Exhaust Fan) 接線蘇（抽氣扇）	/	/	/	/	1
	Fused Spur Unit (LED Light) 接線蘇（LED燈）	/	/	/	/	2
Utility Room 工作間	Telephone Outlet 電話插座	/	/	1	1	1
	13A Single Socket Outlet 13A 單位電插座	/	/	1	1	1
	Fused Spur Unit (Air Conditioner indoor unit) 接線蘇（冷氣室內機）	/	/	1	1	1
	Double Pole Switch (Exhaust Fan or Thermo Ventilator) 開關掣（抽氣扇或浴室寶）	/	/	–	–	1
	Fused Spur Unit (VRV Controller) 接線蘇（冷氣機控制器）	/	/	1	1	1
Water Closet 洗手間	Triple Pole & Neutral Switch (Electric Water Heater) 三相開關掣（電熱水爐）	/	/	/	/	1
	Fused Spur Unit (Exhaust Fan) 接線蘇（抽氣扇）	/	/	/	/	1
A/C Platform 冷氣機平台	Triple Pole & Neutral Switch (Air Conditioner outdoor unit) 三相開關掣（冷氣室外機）	–	–	–	–	2
	Double Pole Switch (Air Conditioner outdoor unit) 開關掣（冷氣室外機）	2	2	2	2	–
Lift Lobby & Corridor 電梯大堂及走廊	Door Bell Push Button 門鐘襟手掣	1	1	1	1	1
Roof 天台	13A Twin Socket Outlet (Weatherproof Type) 13A 防水雙位電插座	/	/	1	1	1
	Fused Spur Unit (BBQ) 接線蘇（燒烤爐）	/	/	1	1	1
Staircase to R/F 往私人天台樓梯	Double Pole Switch(BBQ) 開關掣（燒烤爐）	/	/	1	1	1
Store room 儲物室	Fused Spur Unit (Exhaust Fan) 接線蘇（抽氣扇）	/	/	/	/	1

Note:

1. The symbol " – " as shown in the above table denotes "Not provided".
2. The symbol " / " as shown in the above table denotes "Not applicable".
3. "1, 2, ..." as shown in the above table denotes the quantity of such provision(s) provided in the residential unit.

附註：

1. 上表「–」代表「不提供」。
2. 上表「/」代表「不適用」。
3. 上表「1, 2, ...」代表提供於該住宅單位內的裝置數量。

SCHEDULE OF MECHANICAL AND ELECTRICAL PROVISIONS – TOWER 機電裝置數量説明表 – 大廈

Location 位置	Mechanical and Electrical Provisions 機電裝置	Tower 5A 第5A座	Tower 5B 第5B座
		G/F 地下	G/F 地下
		A	A
Living / Dining Room and Corridor 客/飯廳及走廊	Telephone Outlet 電話插座	2	2
	Data Point 網路位	2	2
	TV/FM Outlet 電視/電台天線插座	2	2
	13A Single Socket Outlet (Visum) 13A 單位電插座 (Visum)	1	1
	13A Twin Socket Outlet 13A 雙位電插座	6	6
	Double Pole Switch (Exhaust Fan or Thermo Ventilator) 開關掣 (抽氣扇或浴室寶)	2	2
	Door Bell 門鐘	1	1
	Fused Spur Unit (Door Bell) 接線蘇 (門鐘)	1	1
	Fused Spur Unit (Air Conditioner indoor unit) 接線蘇 (冷氣室內機)	2	2
	Distribution Board 配電箱	1	1
Master Bedroom 主人睡房	Telephone Outlet 電話插座	1	1
	Data Point 網路位	1	1
	TV/FM Outlet 電視/電台天線插座	1	1
	13A Twin Socket Outlet 13A 雙位電插座	4	4
	Double Pole Switch (Exhaust Fan & Thermo Ventilator) 開關掣 (抽氣扇及浴室寶)	1	1
	Fused Spur Unit (Air Conditioner indoor unit) 接線蘇 (冷氣室內機)	1	1

Location 位置	Mechanical and Electrical Provisions 機電裝置	Tower 5A 第5A座	Tower 5B 第5B座
		G/F 地下	G/F 地下
		A	A
Bedroom 1 睡房1	Telephone Outlet 電話插座	1	1
	Data Point 網路位	1	1
	TV/FM Outlet 電視/電台天線插座	1	1
	13A Twin Socket Outlet 13A 雙位電插座	2	2
	Fused Spur Unit (Air Conditioner indoor unit) 接線蘇 (冷氣室內機)	1	1
Bedroom 2 睡房2	Telephone Outlet 電話插座	1	1
	Data Point 網路位	1	1
	TV/FM Outlet 電視/電台天線插座	1	1
	13A Twin Socket Outlet 13A 雙位電插座	2	2
	Fused Spur Unit (Air Conditioner indoor unit) 接線蘇 (冷氣室內機)	1	1

Note:
1. The symbol " – " as shown in the above table denotes "Not provided".
2. The symbol " / " as shown in the above table denotes "Not applicable".
3. "1, 2, ..." as shown in the above table denotes the quantity of such provision(s) provided in the residential unit.

附註：
1. 上表「–」代表「不提供」。
2. 上表「/」代表「不適用」。
3. 上表「1, 2, ...」代表提供於該住宅單位內的裝置數量。

SCHEDULE OF MECHANICAL AND ELECTRICAL PROVISIONS – TOWER 機電裝置數量説明表 – 大廈

Location 位置	Mechanical and Electrical Provisions 機電裝置	Tower 5A 第5A座	Tower 5B 第5B座
		G/F 地下	G/F 地下
		A	A
Kitchen 廚房	13A Twin Socket Outlet 13A 雙位電插座	1	1
	13A Twin Socket Outlet (with USB port) 13A 雙位電插座（附有USB接口）	1	1
	Double Pole Switch (Electric Water Heater) 開關掣（電熱水爐）	1	1
	13A Single Socket Outlet (Refrigerator) 13A 單位電插座（雪櫃）	1	1
	13A Single Socket Outlet (Washer and Dryer 2 in 1) 13A 單位電插座（洗衣乾衣機）	1	1
	20A Connection Unit (Steam Oven) 20A接線蘇（蒸焗爐）	1	1
	Double Pole Switch (Steam Oven) 開關掣（蒸焗爐）	1	1
	Fused Spur Unit (LED Light) 接線蘇（LED燈）	1	1
	Fused Spur Unit (Wok Burner) 接線蘇（煮食爐）	1	1
	Fused Spur Unit (Cooker Hood) 接線蘇（抽油煙機）	1	1
	Fused Spur Unit (Exhaust Fan) 接線蘇（抽氣扇）	1	1
	20A Connection Unit (Induction Type Hob) 20A接線蘇（電磁爐）	1	1
	Double Pole Switch (Induction Type Hob) 開關掣（電磁爐）	1	1
	Washing Machine Connection Point (Water Inlet & Outlet) 洗衣機接駁點（來水及去水）	1	1
	Fused Spur Unit (Town Gas) 接線蘇（煤氣）	1	1

Location 位置	Mechanical and Electrical Provisions 機電裝置	Tower 5A 第5A座	Tower 5B 第5B座
		G/F 地下	G/F 地下
		A	A
Bathroom 1 浴室1	13A Single Socket Outlet 13A 單位電插座	1	1
	13A Single Socket Outlet (with USB port) 13A 單位電插座（附有USB接口）	1	1
	Fused Spur Unit (Exhaust Fan) 接線蘇（抽氣扇）	1	1
	Fused Spur Unit (LED Light) 接線蘇（LED燈）	2	2
	20A Connection Unit (Thermo Ventilator) 20A接線蘇（浴室寶）	1	1
Bathroom 2 浴室2	13A Single Socket Outlet 13A 單位電插座	1	1
	13A Single Socket Outlet (with USB port) 13A 單位電插座（附有USB接口）	1	1
	Fused Spur Unit (Exhaust Fan) 接線蘇（抽氣扇）	1	1
	Fused Spur Unit (LED Light) 接線蘇（LED燈）	2	2
Utility Room 工作間	Telephone Outlet 電話插座	1	1
	13A Single Socket Outlet 13A 單位電插座	1	1
	Fused Spur Unit (VRV Controller) 接線蘇（冷氣機控制器）	1	1
	Fused Spur Unit (Air Conditioner indoor unit) 接線蘇（冷氣室內機）	1	1
A/C Platform 冷氣機平台	Double Pole Switch (Air Conditioner outdoor unit) 開關掣（冷氣室外機）	2	2
Lift Lobby & Corridor 電梯大堂及走廊	Door Bell Push Button 門鐘襟手掣	1	1

Note:
1. The symbol " – " as shown in the above table denotes "Not provided".
2. The symbol " / " as shown in the above table denotes "Not applicable".
3. "1, 2, ..." as shown in the above table denotes the quantity of such provision(s) provided in the residential unit.

附註：
1. 上表「–」代表「不提供」。
2. 上表「/」代表「不適用」。
3. 上表「1, 2, ...」代表提供於該住宅單位內的裝置數量。

SCHEDULE OF MECHANICAL AND ELECTRICAL PROVISIONS – TOWER 機電裝置數量說明表 – 大廈

Location 位置	Mechanical and Electrical Provisions 機電裝置	Tower 5A 第5A座					Tower 5B 第5B座					
		UG/F (Flat A & B), 1/F – 3/F, 5/F – 12/F & 15/F – 18/F 高層地下（A及B單位）、1樓至3樓、5樓至12樓及15樓至18樓					UG/F (Flat A & B), 1/F – 3/F, 5/F – 12/F & 15/F – 18/F 高層地下（A及B單位）、1樓至3樓、5樓至12樓及15樓至18樓					
		A	B	C	D	E	A	B	C	D	E	F
Living / Dining Room and Corridor 客/飯廳及走廊	Telephone Outlet 電話插座	2	2	2	2	2	2	2	2	2	2	2
	Data Point 網路位	2	2	2	2	2	2	2	2	2	2	2
	TV/FM Outlet 電視/電台天線插座	2	2	2	2	2	2	2	2	2	2	2
	13A Single Socket Outlet (Visum) 13A 單位電插座（Visum）	1	1	1	1	1	1	1	1	1	1	1
	13A Single Socket Outlet (with USB port) 13A 單位電插座（附有USB接口）	1	1	–	1	1	1	1	–	–	1	–
	13A Twin Socket Outlet 13A 雙位電插座	3	3	5	3	3	3	3	4	4	3	4
	Double Pole Switch (Exhaust Fan or Thermo Ventilator) 開關掣（抽氣扇或浴室寶）	2	2	2	2	1	2	2	2	2	2	2
	Door Bell 門鐘	1	1	1	1	1	1	1	1	1	1	1
	Fused Spur Unit (Door Bell) 接線蘇（門鐘）	1	1	1	1	1	1	1	1	1	1	1
	Double Pole Switch (Air Conditioner indoor unit) 開關掣（冷氣室內機）	1	1	2	1	1	1	1	2	2	1	2
	Distribution Board 配電箱	1	1	1	1	1	1	1	1	1	1	1
	Fused Spur Unit (Exhaust Fan) 接線蘇（抽氣扇）	1	1	–	1	–	1	1	–	–	1	–
Master Bedroom 主人睡房	Telephone Outlet 電話插座	1	1	1	1	/	1	1	1	1	1	1
	Data Point 網路位	1	1	1	1	/	1	1	1	1	1	1
	TV/FM Outlet 電視/電台天線插座	1	1	1	1	/	1	1	1	1	1	1
	13A Single Socket Outlet 13A 單位電插座	1	1	–	1	/	1	1	1	1	1	1
	13A Twin Socket Outlet 13A 雙位電插座	2	2	3	2	/	2	2	2	2	2	2
	Double Pole Switch (Air Conditioner indoor unit) 開關掣（冷氣室內機）	1	1	1	1	/	1	1	1	1	1	1

Note:
1. The symbol " – " as shown in the above table denotes "Not provided".
2. The symbol " / " as shown in the above table denotes "Not applicable".
3. "1, 2, ..." as shown in the above table denotes the quantity of such provision(s) provided in the residential unit.

附註：
1. 上表「–」代表「不提供」。
2. 上表「/」代表「不適用」。
3. 上表「1, 2, ...」代表提供於該住宅單位內的裝置數量。

SCHEDULE OF MECHANICAL AND ELECTRICAL PROVISIONS – TOWER 機電裝置數量說明表 – 大廈

Location 位置	Mechanical and Electrical Provisions 機電裝置	Tower 5A 第5A座					Tower 5B 第5B座					
		UG/F (Flat A & B), 1/F – 3/F, 5/F – 12/F & 15/F – 18/F 高層地下（A及B單位）、1樓至3樓、5樓至12樓及15樓至18樓					UG/F (Flat A & B), 1/F – 3/F, 5/F – 12/F & 15/F – 18/F 高層地下（A及B單位）、1樓至3樓、5樓至12樓及15樓至18樓					
		A	B	C	D	E	A	B	C	D	E	F
Bedroom 睡房	Telephone Outlet 電話插座	/	/	/	/	1	/	/	/	/	/	/
	Data Point 網路位	/	/	/	/	1	/	/	/	/	/	/
	TV/FM Outlet 電視/電台天線插座	/	/	/	/	1	/	/	/	/	/	/
	13A Single Socket Outlet 13A 單位電插座	/	/	/	/	1	/	/	/	/	/	/
	13A Twin Socket Outlet 13A 雙位電插座	/	/	/	/	2	/	/	/	/	/	/
	Double Pole Switch (Exhaust Fan & Thermo Ventilator) 開關掣（抽氣扇及浴室寶）	/	/	/	/	1	/	/	/	/	/	/
	Double Pole Switch (Air Conditioner indoor unit) 開關掣（冷氣室內機）	/	/	/	/	1	/	/	/	/	/	/
Bedroom 1 睡房1	Telephone Outlet 電話插座	1	1	1	1	/	1	1	1	1	/	1
	Data Point 網路位	1	1	1	1	/	1	1	1	1	/	1
	TV/FM Outlet 電視/電台天線插座	1	1	1	1	/	1	1	1	1	/	1
	13A Twin Socket Outlet 13A 雙位電插座	2	2	2	2	/	2	2	2	2	/	2
	Double Pole Switch (Air Conditioner indoor unit) 開關掣（冷氣室內機）	1	1	1	1	/	1	1	1	1	/	1
Bedroom 2 睡房2	Telephone Outlet 電話插座	/	/	1	/	/	/	/	/	/	/	/
	Data Point 網路位	/	/	1	/	/	/	/	/	/	/	/
	TV/FM Outlet 電視/電台天線插座	/	/	1	/	/	/	/	/	/	/	/
	13A Twin Socket Outlet 13A 雙位電插座	/	/	2	/	/	/	/	/	/	/	/
	Double Pole Switch (Air Conditioner indoor unit) 開關掣（冷氣室內機）	/	/	1	/	/	/	/	/	/	/	/

Note:
1. The symbol " – " as shown in the above table denotes "Not provided".
2. The symbol " / " as shown in the above table denotes "Not applicable".
3. "1, 2, ..." as shown in the above table denotes the quantity of such provision(s) provided in the residential unit.

附註：
1. 上表「–」代表「不提供」。
2. 上表「/」代表「不適用」。
3. 上表「1, 2, ...」代表提供於該住宅單位內的裝置數量。

SCHEDULE OF MECHANICAL AND ELECTRICAL PROVISIONS – TOWER 機電裝置數量說明表 – 大廈

Location 位置	Mechanical and Electrical Provisions 機電裝置	Tower 5A 第5A座					Tower 5B 第5B座					
		UG/F (Flat A & B), 1/F – 3/F, 5/F – 12/F & 15/F – 18/F 高層地下（A及B單位）、1樓至3樓、5樓至12樓及15樓至18樓					UG/F (Flat A & B), 1/F – 3/F, 5/F – 12/F & 15/F – 18/F 高層地下（A及B單位）、1樓至3樓、5樓至12樓及15樓至18樓					
		A	B	C	D	E	A	B	C	D	E	F
Kitchen 廚房	13A Twin Socket Outlet 13A 雙位電插座	/	/	1	/	/	/	/	1	1	/	1
	13A Twin Socket Outlet (with USB port) 13A 雙位電插座（附有USB接口）	/	/	1	/	/	/	/	1	1	/	1
	Double Pole Switch (Electric Water Heater) 開關掣（電熱水爐）	/	/	1	/	/	/	/	1	1	/	1
	13A Single Socket Outlet (Refrigerator) 13A 單位電插座（雪櫃）	/	/	1	/	/	/	/	1	1	/	1
	13A Single Socket Outlet (Washer and Dryer 2 in 1) 13A 單位電插座（洗衣乾衣機）	/	/	1	/	/	/	/	1	1	/	1
	20A Connection Unit (Steam Oven) 20A 接線蘇（蒸焗爐）	/	/	1	/	/	/	/	1	1	/	1
	Double Pole Switch (Steam Oven) 開關掣（蒸焗爐）	/	/	1	/	/	/	/	1	1	/	1
	Fused Spur Unit (LED Light) 接線蘇（LED燈）	/	/	1	/	/	/	/	1	1	/	1
	Fused Spur Unit (Wok Burner) 接線蘇（煮食爐）	/	/	1	/	/	/	/	1	1	/	1
	Fused Spur Unit (Cooker Hood) 接線蘇（抽油煙機）	/	/	1	/	/	/	/	1	1	/	1
	Fused Spur Unit (Town Gas) 接線蘇（煤氣）	/	/	1	/	/	/	/	1	1	/	1
	Fused Spur Unit (Exhaust Fan) 接線蘇（抽氣扇）	/	/	1	/	/	/	/	1	1	/	1
	20A Connection Unit (Induction Type Hob) 20A 接線蘇（電磁爐）	/	/	1	/	/	/	/	1	1	/	1
	Double Pole Switch (Induction Type Hob) 開關掣（電磁爐）	/	/	1	/	/	/	/	1	1	/	1
	Washing Machine Connection Point (Water Inlet & Outlet) 洗衣機接駁點（來水及去水）	/	/	1	/	/	/	/	1	1	/	1
Open Kitchen 開放式廚房	13A Twin Socket Outlet 13A 雙位電插座	1	1	/	1	1	1	1	/	/	1	/
	13A Twin Socket Outlet (with USB port) 13A 雙位電插座（附有USB接口）	1	1	/	1	1	1	1	/	/	1	/
	Triple Pole & Neutral Switch (Electric Water Heater) 三相開關掣（電熱水爐）	1	1	/	1	1	1	1	/	/	1	/

Note:
1. The symbol " – " as shown in the above table denotes "Not provided".
2. The symbol " / " as shown in the above table denotes "Not applicable".
3. "1, 2, ..." as shown in the above table denotes the quantity of such provision(s) provided in the residential unit.

附註：
1. 上表「–」代表「不提供」。
2. 上表「/」代表「不適用」。
3. 上表「1, 2, ...」代表提供於該住宅單位內的裝置數量。

SCHEDULE OF MECHANICAL AND ELECTRICAL PROVISIONS – TOWER 機電裝置數量説明表 – 大廈

Location 位置	Mechanical and Electrical Provisions 機電裝置	Tower 5A 第5A座					Tower 5B 第5B座					
		UG/F (Flat A & B), 1/F – 3/F, 5/F – 12/F & 15/F – 18/F 高層地下（A及B單位）、1樓至3樓、5樓至12樓及15樓至18樓					UG/F (Flat A & B), 1/F – 3/F, 5/F – 12/F & 15/F – 18/F 高層地下（A及B單位）、1樓至3樓、5樓至12樓及15樓至18樓					
		A	B	C	D	E	A	B	C	D	E	F
Open Kitchen 開放式廚房	13A Single Socket Outlet (Refrigerator) 13A 單位電插座（雪櫃）	1	1	/	1	1	1	1	/	/	1	/
	13A Single Socket Outlet (Washer and Dryer 2 in 1) 13A 單位電插座（洗衣乾衣機）	1	1	/	1	1	1	1	/	/	1	/
	20A Connection Unit (Steam Oven) 20A 接線蘇（蒸焗爐）	1	1	/	1	1	1	1	/	/	1	/
	Double Pole Switch (Steam Oven) 開關掣（蒸焗爐）	1	1	/	1	1	1	1	/	/	1	/
	Fused Spur Unit (LED Light) 接線蘇（LED燈）	1	1	/	1	1	1	1	/	/	1	/
	Fused Spur Unit (Cooker Hood) 接線蘇（抽油煙機）	1	1	/	1	1	1	1	/	/	1	/
	20A Connection Unit (Induction Type Hob) 20A 接線蘇（電磁爐）	1	1	/	1	1	1	1	/	/	1	/
	Double Pole Switch (Induction Type Hob) 開關掣（電磁爐）	1	1	/	1	1	1	1	/	/	1	/
	Washing Machine Connection Point (Water Inlet & Outlet) 洗衣機接駁點（來水及去水）	1	1	/	1	1	1	1	/	/	1	/
Bathroom 浴室	13A Single Socket Outlet 13A 單位電插座	1	1	1	1	1	1	1	1	1	1	1
	13A Single Socket Outlet (with USB port) 13A 單位電插座（附有USB接口）	1	1	1	1	1	1	1	1	1	1	1
	Fused Spur Unit (Exhaust Fan) 接線蘇（抽氣扇）	1	1	1	1	2	1	1	1	1	1	1
	Fused Spur Unit (LED Light) 接線蘇（LED燈）	2	2	2	2	2	2	2	2	2	2	2
	20A Connection Unit (Thermo Ventilator) 20A 接線蘇（浴室寶）	1	1	1	1	1	1	1	1	1	1	1
A/C Platform 冷氣機平台	Double Pole Switch (Air Conditioner outdoor unit) 開關掣（冷氣室外機）	2	2	3	2	1	2	2	2	2	1	2
Lift Lobby & Corridor 電梯大堂及走廊	Door Bell Push Button 門鐘襟手掣	1	1	1	1	1	1	1	1	1	1	1

Note:
1. The symbol " – " as shown in the above table denotes "Not provided".
2. The symbol " / " as shown in the above table denotes "Not applicable".
3. "1, 2, ..." as shown in the above table denotes the quantity of such provision(s) provided in the residential unit.

附註：
1. 上表「–」代表「不提供」。
2. 上表「/」代表「不適用」。
3. 上表「1, 2, ...」代表提供於該住宅單位內的裝置數量。

SCHEDULE OF MECHANICAL AND ELECTRICAL PROVISIONS – TOWER 機電裝置數量說明表 – 大廈

Location 位置	Mechanical and Electrical Provisions 機電裝置	Tower 5A 第5A座			Tower 5B 第5B座				
		19/F 19樓			19/F 19樓				
		A	B	C	A	B	C	D	E
Living / Dining Room and Corridor 客/飯廳及走廊	Telephone Outlet 電話插座	2	2	2	2	2	2	2	2
	Data Point 網路位	2	2	2	2	2	2	2	2
	TV/FM Outlet 電視/電台天線插座	2	2	2	2	2	2	2	2
	13A Single Socket Outlet (Visum) 13A 單位電插座（Visum）	1	1	1	1	1	1	1	1
	13A Single Socket Outlet (with USB port) 13A 單位電插座（附有USB接口）	–	1	1	1	–	–	1	–
	13A Twin Socket Outlet 13A 雙位電插座	5	3	3	3	4	4	3	4
	Double Pole Switch (Exhaust Fan or Thermo Ventilator) 開關掣（抽氣扇或浴室寶）	2	2	1	2	2	2	2	2
	Door Bell 門鐘	1	1	1	1	1	1	1	1
	Fused Spur Unit (Door Bell) 接線蘇（門鐘）	1	1	1	1	1	1	1	1
	Double Pole Switch (Air Conditioner indoor unit) 開關掣（冷氣室內機）	2	1	1	1	2	2	1	2
	Distribution Board 配電箱	1	1	1	1	1	1	1	1
	Fused Spur Unit (Exhaust Fan) 接線蘇（抽氣扇）	–	1	–	1	–	–	1	–
Master Bedroom 主人睡房	Telephone Outlet 電話插座	1	1	/	1	1	1	1	1
	Data Point 網路位	1	1	/	1	1	1	1	1
	TV/FM Outlet 電視/電台天線插座	1	1	/	1	1	1	1	1
	13A Single Socket Outlet 13A 單位電插座	–	1	/	1	1	1	1	1
	13A Twin Socket Outlet 13A 雙位電插座	3	2	/	2	2	2	2	2
	Double Pole Switch (Air Conditioner indoor unit) 開關掣（冷氣室內機）	1	1	/	1	1	1	1	1

Note:
1. The symbol " – " as shown in the above table denotes "Not provided".
2. The symbol " / " as shown in the above table denotes "Not applicable".
3. "1, 2, ..." as shown in the above table denotes the quantity of such provision(s) provided in the residential unit.

附註：
1. 上表「–」代表「不提供」。
2. 上表「/」代表「不適用」。
3. 上表「1, 2, ...」代表提供於該住宅單位內的裝置數量。

SCHEDULE OF MECHANICAL AND ELECTRICAL PROVISIONS – TOWER 機電裝置數量說明表 – 大廈

Location 位置	Mechanical and Electrical Provisions 機電裝置	Tower 5A 第5A座			Tower 5B 第5B座				
		19/F 19樓			19/F 19樓				
		A	B	C	A	B	C	D	E
Bedroom 1 睡房1	Telephone Outlet 電話插座	1	1	1	1	1	1	/	1
	Data Point 網路位	1	1	1	1	1	1	/	1
	TV/FM Outlet 電視/電台天線插座	1	1	1	1	1	1	/	1
	13A Single Socket Outlet 13A 單位電插座	–	–	1	–	–	–	/	–
	13A Twin Socket Outlet 13A 雙位電插座	2	2	2	2	2	2	/	2
	Double Pole Switch (Exhaust Fan & Thermo Ventilator) 開關掣(抽氣扇及浴室寶)	–	–	1	–	–	–	/	–
	Double Pole Switch (Air Conditioner indoor unit) 開關掣(冷氣室內機)	1	1	1	1	1	1	/	1
Bedroom 2 睡房2	Telephone Outlet 電話插座	1	/	/	/	/	/	/	/
	Data Point 網路位	1	/	/	/	/	/	/	/
	TV/FM Outlet 電視/電台天線插座	1	/	/	/	/	/	/	/
	13A Twin Socket Outlet 13A 雙位電插座	2	/	/	/	/	/	/	/
	Double Pole Switch (Air Conditioner indoor unit) 開關掣(冷氣室內機)	1	/	/	/	/	/	/	/
Kitchen 廚房	13A Twin Socket Outlet 13A 雙位電插座	1	/	/	/	1	1	/	1
	13A Twin Socket Outlet (with USB port) 13A 雙位電插座(附有USB接口)	1	/	/	/	1	1	/	1
	Double Pole Switch (Electric Water Heater) 開關掣(電熱水爐)	1	/	/	/	1	1	/	1
	13A Single Socket Outlet (Refrigerator) 13A 單位電插座(雪櫃)	1	/	/	/	1	1	/	1
	13A Single Socket Outlet (Washer and Dryer 2 in 1) 13A 單位電插座(洗衣乾衣機)	1	/	/	/	1	1	/	1

Note:
1. The symbol " – " as shown in the above table denotes "Not provided".
2. The symbol " / " as shown in the above table denotes "Not applicable".
3. "1, 2, ..." as shown in the above table denotes the quantity of such provision(s) provided in the residential unit.

附註：
1. 上表「–」代表「不提供」。
2. 上表「/」代表「不適用」。
3. 上表「1, 2, ...」代表提供於該住宅單位內的裝置數量。

SCHEDULE OF MECHANICAL AND ELECTRICAL PROVISIONS – TOWER 機電裝置數量說明表 – 大廈

Location 位置	Mechanical and Electrical Provisions 機電裝置	Tower 5A 第5A座			Tower 5B 第5B座				
		19/F 19樓			19/F 19樓				
		A	B	C	A	B	C	D	E
Kitchen 廚房	20A Connection Unit (Steam Oven) 20A 接線蘇（蒸焗爐）	1	/	/	/	1	1	/	1
	Double Pole Switch (Steam Oven) 開關掣（蒸焗爐）	1	/	/	/	1	1	/	1
	Fused Spur Unit (LED Light) 接線蘇（LED燈）	1	/	/	/	1	1	/	1
	Fused Spur Unit (Wok Burner) 接線蘇（煮食爐）	1	/	/	/	1	1	/	1
	Fused Spur Unit (Cooker Hood) 接線蘇（抽油煙機）	1	/	/	/	1	1	/	1
	Fused Spur Unit (Town Gas) 接線蘇（煤氣）	1	/	/	/	1	1	/	1
	Fused Spur Unit (Exhaust Fan) 接線蘇（抽氣扇）	1	/	/	/	1	1	/	1
	20A Connection Unit (Induction Type Hob) 20A 接線蘇（電磁爐）	1	/	/	/	1	1	/	1
	Double Pole Switch (Induction Type Hob) 開關掣（電磁爐）	1	/	/	/	1	1	/	1
	Washing Machine Connection Point (Water Inlet & Outlet) 洗衣機接駁點（來水及去水）	1	/	/	/	1	1	/	1
Open Kitchen 開放式廚房	13A Twin Socket Outlet 13A 雙位電插座	/	1	1	1	/	/	1	/
	13A Twin Socket Outlet (with USB port) 13A 雙位電插座（附有USB接口）	/	1	1	1	/	/	1	/
	Triple Pole & Neutral Switch (Electric Water Heater) 三相開關掣（電熱水爐）	/	1	1	1	/	/	1	/
	13A Single Socket Outlet (Refrigerator) 13A 單位電插座（雪櫃）	/	1	1	1	/	/	1	/
	13A Single Socket Outlet (Washer and Dryer 2 in 1) 13A 單位電插座（洗衣乾衣機）	/	1	1	1	/	/	1	/
	20A Connection Unit (Steam Oven) 20A 接線蘇（蒸焗爐）	/	1	1	1	/	/	1	/
	Double Pole Switch (Steam Oven) 開關掣（蒸焗爐）	/	1	1	1	/	/	1	/
	Fused Spur Unit (LED Light) 接線蘇（LED燈）	/	1	1	1	/	/	1	/

Note:
1. The symbol " – " as shown in the above table denotes "Not provided".
2. The symbol " / " as shown in the above table denotes "Not applicable".
3. "1, 2, ..." as shown in the above table denotes the quantity of such provision(s) provided in the residential unit.

附註：
1. 上表「–」代表「不提供」。
2. 上表「/」代表「不適用」。
3. 上表「1, 2, ...」代表提供於該住宅單位內的裝置數量。

SCHEDULE OF MECHANICAL AND ELECTRICAL PROVISIONS – TOWER 機電裝置數量說明表 – 大廈

Location 位置	Mechanical and Electrical Provisions 機電裝置	Tower 5A 第5A座			Tower 5B 第5B座				
		19/F 19樓			19/F 19樓				
		A	B	C	A	B	C	D	E
Open Kitchen 開放式廚房	Fused Spur Unit (Cooker Hood) 接線蘇(抽油煙機)	/	1	1	1	/	/	1	/
	20A Connection Unit (Induction Type Hob) 20A接線蘇(電磁爐)	/	1	1	1	/	/	1	/
	Double Pole Switch (Induction Type Hob) 開關掣(電磁爐)	/	1	1	1	/	/	1	/
	Washing Machine Connection Point (Water Inlet & Outlet) 洗衣機接駁點(來水及去水)	/	1	1	1	/	/	1	/
Bathroom 浴室	13A Single Socket Outlet 13A單位電插座	1	1	1	1	1	1	1	1
	13A Single Socket Outlet (with USB port) 13A單位電插座(附有USB接口)	1	1	1	1	1	1	1	1
	Fused Spur Unit (Exhaust Fan) 接線蘇(抽氣扇)	1	1	2	1	1	1	1	1
	Fused Spur Unit (LED Light) 接線蘇(LED燈)	2	2	2	2	2	2	2	2
	20A Connection Unit (Thermo Ventilator) 20A接線蘇(浴室寶)	1	1	1	1	1	1	1	1
A/C Platform 冷氣機平台	Double Pole Switch (Air Conditioner outdoor unit) 開關掣(冷氣室外機)	3	2	1	2	2	2	1	2
Lift Lobby & Corridor 電梯大堂及走廊	Door Bell Push Button 門鐘襟手掣	1	1	1	1	1	1	1	1

Note:
1. The symbol " – " as shown in the above table denotes "Not provided".
2. The symbol " / " as shown in the above table denotes "Not applicable".
3. "1, 2, ..." as shown in the above table denotes the quantity of such provision(s) provided in the residential unit.

附註：
1. 上表「–」代表「不提供」。
2. 上表「/」代表「不適用」。
3. 上表「1, 2, ...」代表提供於該住宅單位內的裝置數量。

SCHEDULE OF MECHANICAL AND ELECTRICAL PROVISIONS – TOWER 機電裝置數量説明表 – 大廈

Location 位置	Mechanical and Electrical Provisions 機電裝置	Tower 5A 第5A座	Tower 5B 第5B座			
		20/F 20樓	20/F 20樓			
		A	A	B	C	D
Living / Dining Room and Corridor 客/飯廳及走廊	Telephone Outlet 電話插座	2	2	2	2	2
	Data Point 網路位	2	2	2	2	2
	TV/FM Outlet 電視/電台天線插座	2	2	2	2	2
	13A Single Socket Outlet (Visum) 13A 單位電插座（Visum）	1	1	1	1	1
	13A Single Socket Outlet (with USB port) 13A 單位電插座（附有USB接口）	–	1	–	–	–
	13A Twin Socket Outlet 13A 雙位電插座	5	3	4	5	4
	Fused Spur Unit (Air Conditioner indoor unit) 接線蘇（冷氣室內機）	3	–	–	2	–
	Double Pole Switch (Exhaust Fan or Thermo Ventilator) 開關掣（抽氣扇或浴室寶）	–	2	2	–	2
	Door Bell 門鐘	1	1	1	1	1
	Fused Spur Unit (Door Bell) 接線蘇（門鐘）	1	1	1	1	1
	Double Pole Switch (Air Conditioner indoor unit) 開關掣（冷氣室內機）	3	1	2	2	2
	Distribution Board 配電箱	1	1	1	1	1
	Fused Spur Unit (Exhaust Fan) 接線蘇（抽氣扇）	–	1	–	–	–
Master Bedroom 主人睡房	Telephone Outlet 電話插座	1	1	1	1	1
	Data Point 網路位	1	1	1	1	1
	TV/FM Outlet 電視/電台天線插座	1	1	1	1	1
	13A Single Socket Outlet 13A 單位電插座	–	1	1	–	1
	13A Twin Socket Outlet 13A 雙位電插座	4	2	2	3	2
	Double Pole Switch (Exhaust Fan & Thermo Ventilator) 開關掣（抽氣扇及浴室寶）	2	–	–	2	–
	Panic Alarm Button 緊急警報掣	1	–	–	1	–

Note:
1. The symbol " – " as shown in the above table denotes "Not provided".
2. The symbol " / " as shown in the above table denotes "Not applicable".
3. "1, 2, ..." as shown in the above table denotes the quantity of such provision(s) provided in the residential unit.

附註：
1. 上表「–」代表「不提供」。
2. 上表「/」代表「不適用」。
3. 上表「1, 2, ...」代表提供於該住宅單位內的裝置數量。

SCHEDULE OF MECHANICAL AND ELECTRICAL PROVISIONS – TOWER 機電裝置數量説明表 – 大廈

Location 位置	Mechanical and Electrical Provisions 機電裝置	Tower 5A 第5A座	Tower 5B 第5B座			
		20/F 20樓	20/F 20樓			
		A	A	B	C	D
Master Bedroom 主人睡房	Fused Spur Unit (Air Conditioner indoor unit) 接線蘇(冷氣室內機)	2	–	–	1	–
	Double Pole Switch (Air Conditioner indoor unit) 開關掣(冷氣室內機)	–	1	1	–	1
Bedroom 1 睡房1	Telephone Outlet 電話插座	1	1	1	1	1
	Data Point 網路位	1	1	1	1	1
	TV/FM Outlet 電視/電台天線插座	1	1	1	1	1
	13A Single Socket Outlet 13A 單位電插座	–	–	–	1	–
	13A Twin Socket Outlet 13A 雙位電插座	2	2	2	2	2
	Fused Spur Unit (Air Conditioner indoor unit) 接線蘇(冷氣室內機)	1	–	–	2	–
	Double Pole Switch (Air Conditioner indoor unit) 開關掣(冷氣室內機)	–	1	1	–	1
Bedroom 2 睡房2	Telephone Outlet 電話插座	1	/	/	1	/
	Data Point 網路位	1	/	/	1	/
	TV/FM Outlet 電視/電台天線插座	1	/	/	1	/
	13A Twin Socket Outlet 13A 雙位電插座	2	/	/	2	/
	Fused Spur Unit (Air Conditioner indoor unit) 接線蘇(冷氣室內機)	1	/	/	1	/
Bedroom 3 睡房3	Telephone Outlet 電話插座	1	/	/	/	/
	Data Point 網路位	1	/	/	/	/
	TV/FM Outlet 電視/電台天線插座	1	/	/	/	/
	13A Twin Socket Outlet 13A 雙位電插座	2	/	/	/	/
	Fused Spur Unit (Air Conditioner indoor unit) 接線蘇(冷氣室內機)	1	/	/	/	/
	Double Pole Switch (Exhaust Fan or Thermo Ventilator) 開關掣(抽氣扇或浴室寶)	1	/	/	/	/
Kitchen 廚房	13A Twin Socket Outlet 13A 雙位電插座	1	/	1	1	1

Note:
1. The symbol " – " as shown in the above table denotes "Not provided".
2. The symbol " / " as shown in the above table denotes "Not applicable".
3. "1, 2, ..." as shown in the above table denotes the quantity of such provision(s) provided in the residential unit.

附註：
1. 上表「–」代表「不提供」。
2. 上表「/」代表「不適用」。
3. 上表「1, 2, ...」代表提供於該住宅單位內的裝置數量。

SCHEDULE OF MECHANICAL AND ELECTRICAL PROVISIONS – TOWER 機電裝置數量説明表 – 大廈

Location 位置	Mechanical and Electrical Provisions 機電裝置	Tower 5A 第5A座	Tower 5B 第5B座			
		20/F 20樓	20/F 20樓			
		A	A	B	C	D
Kitchen 廚房	13A Twin Socket Outlet (with USB port) 13A 雙位電插座（附有USB接口）	1	/	1	1	1
	Double Pole Switch (Electric Water Heater) 開關掣（電熱水爐）	–	/	1	1	1
	13A Single Socket Outlet (Refrigerator) 13A 單位電插座（雪櫃）	1	/	1	1	1
	Fused Spur Unit (LED Light) 接線蘇（LED燈）	1	/	1	1	1
	Fused Spur Unit (Wok Burner) 接線蘇（煮食爐）	1	/	1	1	1
	Fused Spur Unit (Cooker Hood) 接線蘇（抽油煙機）	1	/	1	1	1
	Fused Spur Unit (Town Gas) 接線蘇（煤氣）	2	/	1	1	1
	Fused Spur Unit (Exhaust Fan) 接線蘇（抽氣扇）	1	/	1	1	1
	20A Connection Unit (Induction Type Hob) 20A 接線蘇（電磁爐）	1	/	1	1	1
	Double Pole Switch (Induction Type Hob) 開關掣（電磁爐）	1	/	1	1	1
	20A Connection Unit (Steam Oven) 20A 接線蘇（蒸焗爐）	–	/	1	–	1
	Double Pole Switch (Steam Oven) 開關掣（蒸焗爐）	–	/	1	–	1
	Washing Machine Connection Point (Water Inlet & Outlet) 洗衣機接駁點（來水及去水）	1	/	1	1	1
	13A Single Socket Outlet (Washer and Dryer 2 in 1) 13A 單位電插座（洗衣乾衣機）	–	/	1	1	1
	Data Point 網路位	1	/	–	1	–
	13A Single Socket Outlet (Home Automation) 13A 單位電插座（智能家居）	1	/	–	1	–
	13A Single Socket Outlet (Washer) 13A 單位電插座（洗衣機）	1	/	–	–	–
	13A Single Socket Outlet (Dryer) 13A 單位電插座（乾衣機）	1	/	–	–	–

Note:
1. The symbol " – " as shown in the above table denotes "Not provided".
2. The symbol " / " as shown in the above table denotes "Not applicable".
3. "1, 2, ..." as shown in the above table denotes the quantity of such provision(s) provided in the residential unit.

附註：
1. 上表「–」代表「不提供」。
2. 上表「/」代表「不適用」。
3. 上表「1, 2, ...」代表提供於該住宅單位內的裝置數量。

SCHEDULE OF MECHANICAL AND ELECTRICAL PROVISIONS – TOWER 機電裝置數量説明表 – 大廈

Location 位置	Mechanical and Electrical Provisions 機電裝置	Tower 5A 第5A座	Tower 5B 第5B座			
		20/F 20樓	20/F 20樓			
		A	A	B	C	D
Kitchen 廚房	13A Single Socket Outlet (Freezer) 13A 單位電插座（冰櫃）	1	/	–	–	–
	20A Connection Unit (Teppan-Yaki) 20A 接線蘇（鐵板燒）	1	/	–	–	–
	Double Pole Switch (Teppan-Yaki) 開關掣（鐵板燒）	1	/	–	–	–
	20A Connection Unit (Steamer) 20A 接線蘇（蒸爐）	1	/	–	1	–
	Double Pole Switch (Steamer) 開關掣（蒸爐）	1	/	–	1	–
	20A Connection Unit (Oven) 20A 接線蘇（烤焗爐）	1	/	–	1	–
	Double Pole Switch (Oven) 開關掣（烤焗爐）	1	/	–	1	–
	13A Single Socket Outlet (Wine Cooler) 13A 單位電插座（酒櫃）	1	/	–	1	–
	13A Single Socket Outlet (Coffee Maker) 13A 單位電插座（咖啡機）	1	/	–	–	–
	13A Single Socket Outlet (Warming Drawer) 13A 單位電插座（保溫櫃）	1	/	–	–	–
	13A Single Socket Outlet (Dish Washer) 13A 單位電插座（洗碗碟機）	1	/	–	–	–
	Home Automation Touch Panel 智能家居觸控控制屏	1	/	–	1	–
Open Kitchen 開放式廚房	13A Twin Socket Outlet 13A 雙位電插座	/	1	/	/	/
	13A Twin Socket Outlet (with USB port) 13A 雙位電插座（附有USB接口）	/	1	/	/	/
	Triple Pole & Neutral Switch (Electric Water Heater) 三相開關掣（電熱水爐）	/	1	/	/	/
	13A Single Socket Outlet (Refrigerator) 13A 單位電插座（雪櫃）	/	1	/	/	/
	13A Single Socket Outlet (Washer and Dryer 2 in 1) 13A 單位電插座（洗衣乾衣機）	/	1	/	/	/
	20A Connection Unit (Steam Oven) 20A 接線蘇（蒸焗爐）	/	1	/	/	/
	Double Pole Switch (Steam Oven) 開關掣（蒸焗爐）	/	1	/	/	/

Note:
1. The symbol " – " as shown in the above table denotes "Not provided".
2. The symbol " / " as shown in the above table denotes "Not applicable".
3. "1, 2, ..." as shown in the above table denotes the quantity of such provision(s) provided in the residential unit.

附註：
1. 上表「–」代表「不提供」。
2. 上表「/」代表「不適用」。
3. 上表「1, 2, ...」代表提供於該住宅單位內的裝置數量。

SCHEDULE OF MECHANICAL AND ELECTRICAL PROVISIONS – TOWER 機電裝置數量説明表 – 大廈

Location 位置	Mechanical and Electrical Provisions 機電裝置	Tower 5A 第5A座	Tower 5B 第5B座			
		20/F 20樓	20/F 20樓			
		A	A	B	C	D
Open Kitchen 開放式廚房	Fused Spur Unit (LED Light) 接線蘇(LED燈)	/	1	/	/	/
	Fused Spur Unit (Cooker Hood) 接線蘇(抽油煙機)	/	1	/	/	/
	20A Connection Unit (Induction Type Hob) 20A接線蘇(電磁爐)	/	1	/	/	/
	Double Pole Switch (Induction Type Hob) 開關掣(電磁爐)	/	1	/	/	/
	Washing Machine Connection Point (Water Inlet & Outlet) 洗衣機接駁點(來水及去水)	/	1	/	/	/
Bathroom 浴室	13A Single Socket Outlet 13A 單位電插座	/	1	1	1	1
	13A Single Socket Outlet (with USB port) 13A 單位電插座(附有USB接口)	/	1	1	1	1
	Fused Spur Unit (Exhaust Fan) 接線蘇(抽氣扇)	/	1	1	1	1
	Fused Spur Unit (LED Light) 接線蘇(LED燈)	/	2	2	2	2
	20A Connection Unit (Thermo Ventilator) 20A接線蘇(浴室寶)	/	1	1	–	1
Bathroom 1 浴室1	13A Single Socket Outlet 13A 單位電插座	1	/	/	1	/
	13A Single Socket Outlet (with USB port) 13A 單位電插座(附有USB接口)	–	/	/	1	/
	13A Twin Socket Outlet (with USB port) 13A 雙位電插座(附有USB接口)	1	/	/	/	/
	Fused Spur Unit (Exhaust Fan) 接線蘇(抽氣扇)	1	/	/	1	/
	Fused Spur Unit (LED Light) 接線蘇(LED燈)	2	/	/	2	/
	20A Connection Unit (Thermo Ventilator) 20A接線蘇(浴室寶)	1	/	/	1	/
Bathroom 2 浴室2	13A Single Socket Outlet 13A 單位電插座	1	/	/	/	/
	13A Single Socket Outlet (with USB port) 13A 單位電插座(附有USB接口)	1	/	/	/	/
	Fused Spur Unit (Exhaust Fan) 接線蘇(抽氣扇)	1	/	/	/	/

Note:
1. The symbol " – " as shown in the above table denotes "Not provided".
2. The symbol " / " as shown in the above table denotes "Not applicable".
3. "1, 2, ..." as shown in the above table denotes the quantity of such provision(s) provided in the residential unit.

附註：
1. 上表「–」代表「不提供」。
2. 上表「/」代表「不適用」。
3. 上表「1, 2, ...」代表提供於該住宅單位內的裝置數量。

SCHEDULE OF MECHANICAL AND ELECTRICAL PROVISIONS – TOWER 機電裝置數量説明表 – 大廈

Location 位置	Mechanical and Electrical Provisions 機電裝置	Tower 5A 第5A座	Tower 5B 第5B座			
		20/F 20樓	20/F 20樓			
		A	A	B	C	D
Bathroom 2 浴室2	Fused Spur Unit (LED Light) 接線蘇(LED燈)	2	/	/	/	/
Bathroom 3 浴室3	13A Single Socket Outlet 13A 單位電插座	1	/	/	/	/
	13A Single Socket Outlet (with USB port) 13A 單位電插座(附有USB接口)	1	/	/	/	/
	Fused Spur Unit (Exhaust Fan) 接線蘇(抽氣扇)	1	/	/	/	/
	Fused Spur Unit (LED Light) 接線蘇(LED燈)	2	/	/	/	/
Utility Room 工作間	Telephone Outlet 電話插座	1	/	/	1	/
	13A Single Socket Outlet 13A 單位電插座	1	/	/	1	/
	Double Pole Switch (Exhaust Fan) 開關掣(抽氣扇)	1	/	/	–	/
	Fused Spur Unit (VRV Controller) 接線蘇(冷氣機控制器)	1	/	/	1	/
	Fused Spur Unit (Air Conditioner indoor unit) 接線蘇(冷氣室內機)	1	/	/	1	/
Water Closet 洗手間	Triple Pole & Neutral Switch (Electric Water Heater) 三相開關掣(電熱水爐)	1	/	/	/	/
	Fused Spur Unit (Exhaust Fan) 接線蘇(抽氣扇)	1	/	/	/	/
Lavatory 客廁	Fused Spur Unit (Exhaust Fan) 接線蘇(抽氣扇)	1	/	/	/	/
	Fused Spur Unit (LED Light) 接線蘇(LED燈)	2	/	/	/	/
A/C Platform 冷氣機平台	Double Pole Switch (Air Conditioner outdoor unit) 開關掣(冷氣室外機)	–	2	2	2	2
	Triple Pole & Neutral Switch (Air Conditioner outdoor unit) 三相開關掣(冷氣室外機)	2	–	–	–	–
Lift Lobby & Corridor 電梯大堂及走廊	Door Bell Push Button 門鐘襟手掣	1	1	1	1	1
20/F Flat Roof 20樓私人平台	13A Single Socket Outlet (Weatherproof Type) 13A 防水單位電插座	2	/	/	–	/
Roof 天台	13A Twin Socket Outlet (Weatherproof Type) 13A 防水雙位電插座	3	/	/	3	/
	Fused Spur Unit (BBQ) 接線蘇(燒烤爐)	1	/	/	1	/
Staircase to R/F 往私人天台樓梯	Double Pole Switch(BBQ) 開關掣(燒烤爐)	1	/	/	1	/

Note:
1. The symbol " – " as shown in the above table denotes "Not provided".
2. The symbol " / " as shown in the above table denotes "Not applicable".
3. "1, 2, ..." as shown in the above table denotes the quantity of such provision(s) provided in the residential unit.

附註：
1. 上表「–」代表「不提供」。
2. 上表「/」代表「不適用」。
3. 上表「1, 2, ...」代表提供於該住宅單位內的裝置數量。

SCHEDULE OF MECHANICAL AND ELECTRICAL PROVISIONS – TOWER 機電裝置數量說明表 – 大廈

Location 位置	Mechanical and Electrical Provisions 機電裝置	Tower 6A 第6A座								Tower 6B 第6B座							
		UG/F (Flat A, B, C & D), 1/F – 3/F, 5/F – 12/F & 15/F – 18/F 高層地下（A、B、C及D單位）、 1樓至3樓、5樓至12樓及15樓至18樓								UG/F (Flat A, B, C & D), 1/F – 3/F, 5/F – 12/F & 15/F – 18/F 高層地下（A、B、C及D單位）、 1樓至3樓、5樓至12樓及15樓至18樓							
		A	B	C	D	E	F	G	H	A	B	C	D	E	F	G	H
Living / Dining Room and Corridor 客/飯廳及走廊	Telephone Outlet 電話插座	2	2	2	2	2	2	2	2	2	2	2	2	2	2	2	2
	Data Point 網路位	2	2	2	2	2	2	2	2	2	2	2	2	2	2	2	2
	TV/FM Outlet 電視/電台天線插座	2	2	2	2	2	2	2	2	2	2	2	2	2	2	2	2
	13A Single Socket Outlet (Visum) 13A 單位電插座（Visum）	1	1	1	1	1	1	1	1	1	1	1	1	1	1	1	1
	13A Single Socket Outlet (with USB port) 13A 單位電插座（附有USB接口）	–	–	1	–	–	1	–	–	–	–	1	–	–	1	–	–
	13A Twin Socket Outlet 13A 雙位電插座	4	4	3	4	5	3	4	4	4	4	3	4	5	3	4	4
	Double Pole Switch (Exhaust Fan or Thermo Ventilator) 開關掣（抽氣扇或浴室寶）	2	2	2	2	2	2	2	2	2	2	2	2	2	2	2	2
	Door Bell 門鐘	1	1	1	1	1	1	1	1	1	1	1	1	1	1	1	1
	Fused Spur Unit (Door Bell) 接線蘇（門鐘）	1	1	1	1	1	1	1	1	1	1	1	1	1	1	1	1
	Double Pole Switch (Air Conditioner indoor unit) 開關掣（冷氣室內機）	2	2	1	2	2	1	2	2	2	2	1	2	2	1	2	2
	Distribution Board 配電箱	1	1	1	1	1	1	1	1	1	1	1	1	1	1	1	1
	Fused Spur Unit (Exhaust Fan) 接線蘇（抽氣扇）	–	–	1	–	–	1	–	–	–	–	1	–	–	1	–	–
Master Bedroom 主人睡房	Telephone Outlet 電話插座	1	1	1	1	1	1	1	1	1	1	1	1	1	1	1	1
	Data Point 網路位	1	1	1	1	1	1	1	1	1	1	1	1	1	1	1	1
	TV/FM Outlet 電視/電台天線插座	1	1	1	1	1	1	1	1	1	1	1	1	1	1	1	1
	13A Single Socket Outlet 13A 單位電插座	1	1	1	1	–	1	1	1	1	1	1	1	–	1	1	1
	13A Twin Socket Outlet 13A 雙位電插座	2	2	2	2	3	2	2	2	2	2	2	2	3	2	2	2

Note:
1. The symbol " – " as shown in the above table denotes "Not provided".
2. The symbol " / " as shown in the above table denotes "Not applicable".
3. "1, 2, ..." as shown in the above table denotes the quantity of such provision(s) provided in the residential unit.

附註：
1. 上表「–」代表「不提供」。
2. 上表「/」代表「不適用」。
3. 上表「1, 2, ...」代表提供於該住宅單位內的裝置數量。

SCHEDULE OF MECHANICAL AND ELECTRICAL PROVISIONS – TOWER 機電裝置數量說明表 – 大廈

Location 位置	Mechanical and Electrical Provisions 機電裝置	Tower 6A 第6A座								Tower 6B 第6B座							
		UG/F (Flat A, B, C & D), 1/F – 3/F, 5/F – 12/F & 15/F – 18/F 高層地下（A、B、C及D單位）、 1樓至3樓、5樓至12樓及15樓至18樓								UG/F (Flat A, B, C & D), 1/F – 3/F, 5/F – 12/F & 15/F – 18/F 高層地下（A、B、C及D單位）、 1樓至3樓、5樓至12樓及15樓至18樓							
		A	B	C	D	E	F	G	H	A	B	C	D	E	F	G	H
Master Bedroom 主人睡房	Double Pole Switch (Exhaust Fan or Thermo Ventilator) 開關掣（抽氣扇或浴室寶）	–	–	–	–	1	–	–	–	–	–	–	–	1	–	–	–
	Double Pole Switch (Air Conditioner indoor unit) 開關掣（冷氣室內機）	1	1	1	1	1	1	1	1	1	1	1	1	1	1	1	1
Bedroom 1 睡房1	Telephone Outlet 電話插座	1	1	1	1	1	/	1	1	1	1	1	1	1	/	1	1
	Data Point 網路位	1	1	1	1	1	/	1	1	1	1	1	1	1	/	1	1
	TV/FM Outlet 電視/電台天線插座	1	1	1	1	1	/	1	1	1	1	1	1	1	/	1	1
	13A Twin Socket Outlet 13A 雙位電插座	2	2	2	2	2	/	2	2	2	2	2	2	2	/	2	2
	Double Pole Switch (Air Conditioner indoor unit) 開關掣（冷氣室內機）	1	1	1	1	1	/	1	1	1	1	1	1	1	/	1	1
Bedroom 2 睡房2	Telephone Outlet 電話插座	/	/	/	/	1	/	/	/	/	/	/	/	1	/	/	/
	Data Point 網路位	/	/	/	/	1	/	/	/	/	/	/	/	1	/	/	/
	TV/FM Outlet 電視/電台天線插座	/	/	/	/	1	/	/	/	/	/	/	/	1	/	/	/
	13A Twin Socket Outlet 13A 雙位電插座	/	/	/	/	2	/	/	/	/	/	/	/	2	/	/	/
	Double Pole Switch (Air Conditioner indoor unit) 開關掣（冷氣室內機）	/	/	/	/	1	/	/	/	/	/	/	/	1	/	/	/
Kitchen 廚房	13A Twin Socket Outlet 13A 雙位電插座	1	1	/	1	1	/	1	1	1	1	/	1	1	/	1	1
	13A Twin Socket Outlet (with USB port) 13A 雙位電插座（附有USB接口）	1	1	/	1	1	/	1	1	1	1	/	1	1	/	1	1
	Double Pole Switch (Electric Water Heater) 開關掣（電熱水爐）	1	1	/	1	1	/	1	1	1	1	/	1	1	/	1	1
	13A Single Socket Outlet (Refrigerator) 13A 單位電插座（雪櫃）	1	1	/	1	1	/	1	1	1	1	/	1	1	/	1	1
	13A Single Socket Outlet (Washer and Dryer 2 in 1) 13A 單位電插座（洗衣乾衣機）	1	1	/	1	1	/	1	1	1	1	/	1	1	/	1	1

Note:
1. The symbol " – " as shown in the above table denotes "Not provided".
2. The symbol " / " as shown in the above table denotes "Not applicable".
3. "1, 2, ..." as shown in the above table denotes the quantity of such provision(s) provided in the residential unit.

附註：
1. 上表「–」代表「不提供」。
2. 上表「/」代表「不適用」。
3. 上表「1, 2, ...」代表提供於該住宅單位內的裝置數量。

SCHEDULE OF MECHANICAL AND ELECTRICAL PROVISIONS – TOWER 機電裝置數量說明表 – 大廈

Location 位置	Mechanical and Electrical Provisions 機電裝置	Tower 6A 第6A座								Tower 6B 第6B座							
		UG/F (Flat A, B, C & D), 1/F – 3/F, 5/F – 12/F & 15/F – 18/F 高層地下（A、B、C及D單位）、1樓至3樓、5樓至12樓及15樓至18樓								UG/F (Flat A, B, C & D), 1/F – 3/F, 5/F – 12/F & 15/F – 18/F 高層地下（A、B、C及D單位）、1樓至3樓、5樓至12樓及15樓至18樓							
		A	B	C	D	E	F	G	H	A	B	C	D	E	F	G	H
Kitchen 廚房	20A Connection Unit (Steam Oven) 20A接線蘇（蒸焗爐）	1	1	/	1	1	/	1	1	1	1	/	1	1	/	1	1
	Double Pole Switch (Steam Oven) 開關掣（蒸焗爐）	1	1	/	1	1	/	1	1	1	1	/	1	1	/	1	1
	Fused Spur Unit (LED Light) 接線蘇（LED燈）	1	1	/	1	1	/	1	1	1	1	/	1	1	/	1	1
	Fused Spur Unit (Wok Burner) 接線蘇（煮食爐）	1	1	/	1	1	/	1	1	1	1	/	1	1	/	1	1
	Fused Spur Unit (Cooker Hood) 接線蘇（抽油煙機）	1	1	/	1	1	/	1	1	1	1	/	1	1	/	1	1
	Fused Spur Unit (Town Gas) 接線蘇（煤氣）	1	1	/	1	1	/	1	1	1	1	/	1	1	/	1	1
	Fused Spur Unit (Exhaust Fan) 接線蘇（抽氣扇）	1	1	/	1	1	/	1	1	1	1	/	1	1	/	1	1
	20A Connection Unit (Induction Type Hob) 20A接線蘇（電磁爐）	1	1	/	1	1	/	1	1	1	1	/	1	1	/	1	1
	Double Pole Switch (Induction Type Hob) 開關掣（電磁爐）	1	1	/	1	1	/	1	1	1	1	/	1	1	/	1	1
	Washing Machine Connection Point (Water Inlet & Outlet) 洗衣機接駁點（來水及去水）	1	1	/	1	1	/	1	1	1	1	/	1	1	/	1	1
Open Kitchen 開放式廚房	13A Twin Socket Outlet 13A 雙位電插座	/	/	1	/	/	1	/	/	/	/	1	/	/	1	/	/
	13A Twin Socket Outlet (with USB port) 13A 雙位電插座（附有USB接口）	/	/	1	/	/	1	/	/	/	/	1	/	/	1	/	/
	Triple Pole & Neutral Switch (Electric Water Heater) 三相開關掣（電熱水爐）	/	/	1	/	/	1	/	/	/	/	1	/	/	1	/	/
	13A Single Socket Outlet (Refrigerator) 13A 單位電插座（雪櫃）	/	/	1	/	/	1	/	/	/	/	1	/	/	1	/	/
	13A Single Socket Outlet (Washer and Dryer 2 in 1) 13A 單位電插座（洗衣乾衣機）	/	/	1	/	/	1	/	/	/	/	1	/	/	1	/	/
	20A Connection Unit (Steam Oven) 20A接線蘇（蒸焗爐）	/	/	1	/	/	1	/	/	/	/	1	/	/	1	/	/
	Double Pole Switch (Steam Oven) 開關掣（蒸焗爐）	/	/	1	/	/	1	/	/	/	/	1	/	/	1	/	/

Note:
1. The symbol " – " as shown in the above table denotes "Not provided".
2. The symbol " / " as shown in the above table denotes "Not applicable".
3. "1, 2, ..." as shown in the above table denotes the quantity of such provision(s) provided in the residential unit.

附註：
1. 上表「–」代表「不提供」。
2. 上表「/」代表「不適用」。
3. 上表「1, 2, ...」代表提供於該住宅單位內的裝置數量。

SCHEDULE OF MECHANICAL AND ELECTRICAL PROVISIONS – TOWER 機電裝置數量說明表 – 大廈

Location 位置	Mechanical and Electrical Provisions 機電裝置	Tower 6A 第6A座								Tower 6B 第6B座							
		UG/F (Flat A, B, C & D), 1/F – 3/F, 5/F – 12/F & 15/F – 18/F 高層地下（A、B、C及D單位）、 1樓至3樓、5樓至12樓及15樓至18樓								UG/F (Flat A, B, C & D), 1/F – 3/F, 5/F – 12/F & 15/F – 18/F 高層地下（A、B、C及D單位）、 1樓至3樓、5樓至12樓及15樓至18樓							
		A	B	C	D	E	F	G	H	A	B	C	D	E	F	G	H
Open Kitchen 開放式廚房	Fused Spur Unit (LED Light) 接線蘇（LED燈）	/	/	1	/	/	1	/	/	/	/	1	/	/	1	/	/
	Fused Spur Unit (Cooker Hood) 接線蘇（抽油煙機）	/	/	1	/	/	1	/	/	/	/	1	/	/	1	/	/
	20A Connection Unit (Induction Type Hob) 20A接線蘇（電磁爐）	/	/	1	/	/	1	/	/	/	/	1	/	/	1	/	/
	Double Pole Switch (Induction Type Hob) 開關掣（電磁爐）	/	/	1	/	/	1	/	/	/	/	1	/	/	1	/	/
	Washing Machine Connection Point (Water Inlet & Outlet) 洗衣機接駁點（來水及去水）	/	/	1	/	/	1	/	/	/	/	1	/	/	1	/	/
Bathroom 浴室	13A Single Socket Outlet 13A 單位電插座	1	1	1	1	/	1	1	1	1	1	1	1	/	1	1	1
	13A Single Socket Outlet (with USB port) 13A 單位電插座（附有USB接口）	1	1	1	1	/	1	1	1	1	1	1	1	/	1	1	1
	Fused Spur Unit (Exhaust Fan) 接線蘇（抽氣扇）	1	1	1	1	/	1	1	1	1	1	1	1	/	1	1	1
	Fused Spur Unit (LED Light) 接線蘇（LED燈）	2	2	2	2	/	2	2	2	2	2	2	2	/	2	2	2
	20A Connection Unit (Thermo Ventilator) 20A接線蘇（浴室寶）	1	1	1	1	/	1	1	1	1	1	1	1	/	1	1	1
Bathroom 1 浴室1	13A Single Socket Outlet 13A 單位電插座	/	/	/	/	1	/	/	/	/	/	/	/	1	/	/	/
	13A Single Socket Outlet (with USB port) 13A 單位電插座（附有USB接口）	/	/	/	/	1	/	/	/	/	/	/	/	1	/	/	/
	Fused Spur Unit (Exhaust Fan) 接線蘇（抽氣扇）	/	/	/	/	1	/	/	/	/	/	/	/	1	/	/	/
	Fused Spur Unit (LED Light) 接線蘇（LED燈）	/	/	/	/	2	/	/	/	/	/	/	/	2	/	/	/
	20A Connection Unit (Thermo Ventilator) 20A接線蘇（浴室寶）	/	/	/	/	1	/	/	/	/	/	/	/	1	/	/	/
Bathroom 2 浴室2	13A Single Socket Outlet 13A 單位電插座	/	/	/	/	1	/	/	/	/	/	/	/	1	/	/	/
	13A Single Socket Outlet (with USB port) 13A 單位電插座（附有USB接口）	/	/	/	/	1	/	/	/	/	/	/	/	1	/	/	/

Note:
1. The symbol " – " as shown in the above table denotes "Not provided".
2. The symbol " / " as shown in the above table denotes "Not applicable".
3. "1, 2, ..." as shown in the above table denotes the quantity of such provision(s) provided in the residential unit.

附註：
1. 上表「–」代表「不提供」。
2. 上表「/」代表「不適用」。
3. 上表「1, 2, ...」代表提供於該住宅單位內的裝置數量。

SCHEDULE OF MECHANICAL AND ELECTRICAL PROVISIONS – TOWER 機電裝置數量說明表 – 大廈

Location 位置	Mechanical and Electrical Provisions 機電裝置	Tower 6A 第6A座								Tower 6B 第6B座							
		UG/F (Flat A, B, C & D), 1/F – 3/F, 5/F – 12/F & 15/F – 18/F 高層地下（A、B、C及D單位）、 1樓至3樓、5樓至12樓及15樓至18樓								UG/F (Flat A, B, C & D), 1/F – 3/F, 5/F – 12/F & 15/F – 18/F 高層地下（A、B、C及D單位）、 1樓至3樓、5樓至12樓及15樓至18樓							
		A	B	C	D	E	F	G	H	A	B	C	D	E	F	G	H
Bathroom 2 浴室2	Fused Spur Unit (Exhaust Fan) 接線蘇（抽氣扇）	/	/	/	/	1	/	/	/	/	/	/	/	1	/	/	/
	Fused Spur Unit (LED Light) 接線蘇（LED燈）	/	/	/	/	2	/	/	/	/	/	/	/	2	/	/	/
Utility Room 工作間	Telephone Outlet 電話插座	/	/	/	/	1	/	/	/	/	/	/	/	/	/	/	/
	13A Single Socket Outlet 13A 單位電插座	/	/	/	/	1	/	/	/	/	/	/	/	/	/	/	/
	Double Pole Switch (Air Conditioner indoor unit) 開關掣（冷氣室內機）	/	/	/	/	1	/	/	/	/	/	/	/	/	/	/	/
A/C Platform 冷氣機平台	Double Pole Switch (Air Conditioner outdoor unit) 開關掣（冷氣室外機）	2	2	2	2	3	1	2	2	2	2	2	2	3	1	2	2
Lift Lobby & Corridor 電梯大堂及走廊	Door Bell Push Button 門鐘襟手掣	1	1	1	1	1	1	1	1	1	1	1	1	1	1	1	1

Note:
1. The symbol " – " as shown in the above table denotes "Not provided".
2. The symbol " / " as shown in the above table denotes "Not applicable".
3. "1, 2, ..." as shown in the above table denotes the quantity of such provision(s) provided in the residential unit.

附註：
1. 上表「–」代表「不提供」。
2. 上表「/」代表「不適用」。
3. 上表「1, 2, ...」代表提供於該住宅單位內的裝置數量。

SCHEDULE OF MECHANICAL AND ELECTRICAL PROVISIONS – TOWER 機電裝置數量説明表 – 大廈

Location 位置	Mechanical and Electrical Provisions 機電裝置	Tower 6A 第6A座								Tower 6B 第6B座					
		19/F 19樓								19/F 19樓					
		A	B	C	D	E	F	G	H	A	B	C	D	E	F
Living / Dining Room and Corridor 客/飯廳及走廊	Telephone Outlet 電話插座	2	2	2	2	2	2	2	2	2	2	2	2	2	2
	Data Point 網路位	2	2	2	2	2	2	2	2	2	2	2	2	2	2
	TV/FM Outlet 電視/電台天線插座	2	2	2	2	2	2	2	2	2	2	2	2	2	2
	13A Single Socket Outlet (Visum) 13A 單位電插座 (Visum)	1	1	1	1	1	1	1	1	1	1	1	1	1	1
	13A Single Socket Outlet (with USB port) 13A 單位電插座 (附有USB接口)	–	–	1	–	–	1	–	–	–	–	–	1	–	–
	13A Twin Socket Outlet 13A 雙位電插座	4	4	3	4	5	3	4	4	4	4	5	3	4	4
	Double Pole Switch (Exhaust Fan or Thermo Ventilator) 開關掣 (抽氣扇或浴室寶)	2	2	2	2	2	2	2	2	2	2	2	2	2	2
	Door Bell 門鐘	1	1	1	1	1	1	1	1	1	1	1	1	1	1
	Fused Spur Unit (Door Bell) 接線蘇 (門鐘)	1	1	1	1	1	1	1	1	1	1	1	1	1	1
	Double Pole Switch (Air Conditioner indoor unit) 開關掣 (冷氣室內機)	2	2	1	2	2	1	2	2	2	2	2	1	2	2
	Distribution Board 配電箱	1	1	1	1	1	1	1	1	1	1	1	1	1	1
	Fused Spur Unit (Exhaust Fan) 接線蘇 (抽氣扇)	–	–	1	–	–	1	–	–	–	–	–	1	–	–
Master Bedroom 主人睡房	Telephone Outlet 電話插座	1	1	1	1	1	1	1	1	1	1	1	1	1	1
	Data Point 網路位	1	1	1	1	1	1	1	1	1	1	1	1	1	1
	TV/FM Outlet 電視/電台天線插座	1	1	1	1	1	1	1	1	1	1	1	1	1	1
	13A Single Socket Outlet 13A 單位電插座	1	1	1	1	–	1	1	1	1	1	–	1	1	1
	13A Twin Socket Outlet 13A 雙位電插座	2	2	2	2	3	2	2	2	2	2	3	2	2	2
	Double Pole Switch (Exhaust Fan or Thermo Ventilator) 開關掣 (抽氣扇或浴室寶)	–	–	–	–	1	–	–	–	–	–	1	–	–	–

Note:
1. The symbol " – " as shown in the above table denotes "Not provided".
2. The symbol " / " as shown in the above table denotes "Not applicable".
3. "1, 2, ..." as shown in the above table denotes the quantity of such provision(s) provided in the residential unit.

附註：
1. 上表「–」代表「不提供」。
2. 上表「/」代表「不適用」。
3. 上表「1, 2, ...」代表提供於該住宅單位內的裝置數量。

SCHEDULE OF MECHANICAL AND ELECTRICAL PROVISIONS – TOWER 機電裝置數量説明表 – 大廈

Location 位置	Mechanical and Electrical Provisions 機電裝置	Tower 6A 第6A座								Tower 6B 第6B座					
		19/F 19樓								19/F 19樓					
		A	B	C	D	E	F	G	H	A	B	C	D	E	F
Master Bedroom 主人睡房	Double Pole Switch (Air Conditioner indoor unit) 開關掣(冷氣室內機)	1	1	1	1	1	1	1	1	1	1	1	1	1	1
Bedroom 1 睡房1	Telephone Outlet 電話插座	1	1	1	1	1	/	1	1	1	1	1	/	1	1
	Data Point 網路位	1	1	1	1	1	/	1	1	1	1	1	/	1	1
	TV/FM Outlet 電視/電台天線插座	1	1	1	1	1	/	1	1	1	1	1	/	1	1
	13A Twin Socket Outlet 13A 雙位電插座	2	2	2	2	2	/	2	2	2	2	2	/	2	2
	Double Pole Switch (Air Conditioner indoor unit) 開關掣(冷氣室內機)	1	1	1	1	1	/	1	1	1	1	1	/	1	1
Bedroom 2 睡房2	Telephone Outlet 電話插座	/	/	/	/	1	/	/	/	/	/	1	/	/	/
	Data Point 網路位	/	/	/	/	1	/	/	/	/	/	1	/	/	/
	TV/FM Outlet 電視/電台天線插座	/	/	/	/	1	/	/	/	/	/	1	/	/	/
	13A Twin Socket Outlet 13A 雙位電插座	/	/	/	/	2	/	/	/	/	/	2	/	/	/
	Double Pole Switch (Air Conditioner indoor unit) 開關掣(冷氣室內機)	/	/	/	/	1	/	/	/	/	/	1	/	/	/
Kitchen 廚房	13A Twin Socket Outlet 13A 雙位電插座	1	1	/	1	1	/	1	1	1	1	1	/	1	1
	13A Twin Socket Outlet (with USB port) 13A 雙位電插座(附有USB接口)	1	1	/	1	1	/	1	1	1	1	1	/	1	1
	Double Pole Switch (Electric Water Heater) 開關掣(電熱水爐)	1	1	/	1	1	/	1	1	1	1	1	/	1	1
	13A Single Socket Outlet (Refrigerator) 13A 單位電插座(雪櫃)	1	1	/	1	1	/	1	1	1	1	1	/	1	1
	13A Single Socket Outlet (Washer and Dryer 2 in 1) 13A 單位電插座(洗衣乾衣機)	1	1	/	1	1	/	1	1	1	1	1	/	1	1
	20A Connection Unit (Steam Oven) 20A 接線蘇(蒸焗爐)	1	1	/	1	1	/	1	1	1	1	1	/	1	1
	Double Pole Switch (Steam Oven) 開關掣(蒸焗爐)	1	1	/	1	1	/	1	1	1	1	1	/	1	1

Note:
1. The symbol " – " as shown in the above table denotes "Not provided".
2. The symbol " / " as shown in the above table denotes "Not applicable".
3. "1, 2, ..." as shown in the above table denotes the quantity of such provision(s) provided in the residential unit.

附註：
1. 上表「–」代表「不提供」。
2. 上表「/」代表「不適用」。
3. 上表「1, 2, ...」代表提供於該住宅單位內的裝置數量。

SCHEDULE OF MECHANICAL AND ELECTRICAL PROVISIONS – TOWER 機電裝置數量説明表 – 大廈

Location 位置	Mechanical and Electrical Provisions 機電裝置	Tower 6A 第6A座								Tower 6B 第6B座					
		19/F 19樓								19/F 19樓					
		A	B	C	D	E	F	G	H	A	B	C	D	E	F
Kitchen 廚房	Fused Spur Unit (LED Light) 接線蘇(LED燈)	1	1	/	1	1	/	1	1	1	1	1	/	1	1
	Fused Spur Unit (Wok Burner) 接線蘇(煮食爐)	1	1	/	1	1	/	1	1	1	1	1	/	1	1
	Fused Spur Unit (Cooker Hood) 接線蘇(抽油煙機)	1	1	/	1	1	/	1	1	1	1	1	/	1	1
	Fused Spur Unit (Town Gas) 接線蘇(煤氣)	1	1	/	1	1	/	1	1	1	1	1	/	1	1
	Fused Spur Unit (Exhaust Fan) 接線蘇(抽氣扇)	1	1	/	1	1	/	1	1	1	1	1	/	1	1
	20A Connection Unit (Induction Type Hob) 20A接線蘇(電磁爐)	1	1	/	1	1	/	1	1	1	1	1	/	1	1
	Double Pole Switch (Induction Type Hob) 開關掣(電磁爐)	1	1	/	1	1	/	1	1	1	1	1	/	1	1
	Washing Machine Connection Point (Water Inlet & Outlet) 洗衣機接駁點(來水及去水)	1	1	/	1	1	/	1	1	1	1	1	/	1	1
Open Kitchen 開放式廚房	13A Twin Socket Outlet 13A 雙位電插座	/	/	1	/	/	1	/	/	/	/	/	1	/	/
	13A Twin Socket Outlet (with USB port) 13A 雙位電插座(附有USB接口)	/	/	1	/	/	1	/	/	/	/	/	1	/	/
	Triple Pole & Neutral Switch (Electric Water Heater) 三相開關掣(電熱水爐)	/	/	1	/	/	1	/	/	/	/	/	1	/	/
	13A Single Socket Outlet (Refrigerator) 13A 單位電插座(雪櫃)	/	/	1	/	/	1	/	/	/	/	/	1	/	/
	13A Single Socket Outlet (Washer and Dryer 2 in 1) 13A 單位電插座(洗衣乾衣機)	/	/	1	/	/	1	/	/	/	/	/	1	/	/
	20A Connection Unit (Steam Oven) 20A接線蘇(蒸焗爐)	/	/	1	/	/	1	/	/	/	/	/	1	/	/
	Double Pole Switch (Steam Oven) 開關掣(蒸焗爐)	/	/	1	/	/	1	/	/	/	/	/	1	/	/
	Fused Spur Unit (LED Light) 接線蘇(LED燈)	/	/	1	/	/	1	/	/	/	/	/	1	/	/
	Fused Spur Unit (Cooker Hood) 接線蘇(抽油煙機)	/	/	1	/	/	1	/	/	/	/	/	1	/	/
	20A Connection Unit (Induction Type Hob) 20A接線蘇(電磁爐)	/	/	1	/	/	1	/	/	/	/	/	1	/	/

Note:
1. The symbol " – " as shown in the above table denotes "Not provided".
2. The symbol " / " as shown in the above table denotes "Not applicable".
3. "1, 2, ..." as shown in the above table denotes the quantity of such provision(s) provided in the residential unit.

附註：
1. 上表「–」代表「不提供」。
2. 上表「/」代表「不適用」。
3. 上表「1, 2, ...」代表提供於該住宅單位內的裝置數量。

SCHEDULE OF MECHANICAL AND ELECTRICAL PROVISIONS – TOWER 機電裝置數量說明表 – 大廈

Location 位置	Mechanical and Electrical Provisions 機電裝置	Tower 6A 第6A座								Tower 6B 第6B座					
		19/F 19樓								19/F 19樓					
		A	B	C	D	E	F	G	H	A	B	C	D	E	F
Open Kitchen 開放式廚房	Double Pole Switch (Induction Type Hob) 開關掣(電磁爐)	/	/	1	/	/	1	/	/	/	/	/	1	/	/
	Washing Machine Connection Point (Water Inlet & Outlet) 洗衣機接駁點(來水及去水)	/	/	1	/	/	1	/	/	/	/	/	1	/	/
Bathroom 浴室	13A Single Socket Outlet 13A 單位電插座	1	1	1	1	/	1	1	1	1	1	/	1	1	1
	13A Single Socket Outlet (with USB port) 13A 單位電插座(附有USB接口)	1	1	1	1	/	1	1	1	1	1	/	1	1	1
	Fused Spur Unit (Exhaust Fan) 接線蘇(抽氣扇)	1	1	1	1	/	1	1	1	1	1	/	1	1	1
	Fused Spur Unit (LED Light) 接線蘇(LED燈)	2	2	2	2	/	2	2	2	2	2	/	2	2	2
	20A Connection Unit (Thermo Ventilator) 20A接線蘇(浴室寶)	1	1	1	1	/	1	1	1	1	1	/	1	1	1
Bathroom 1 浴室1	13A Single Socket Outlet 13A 單位電插座	/	/	/	/	1	/	/	/	/	/	1	/	/	/
	13A Single Socket Outlet (with USB port) 13A 單位電插座(附有USB接口)	/	/	/	/	1	/	/	/	/	/	1	/	/	/
	Fused Spur Unit (Exhaust Fan) 接線蘇(抽氣扇)	/	/	/	/	1	/	/	/	/	/	1	/	/	/
	Fused Spur Unit (LED Light) 接線蘇(LED燈)	/	/	/	/	2	/	/	/	/	/	2	/	/	/
	20A Connection Unit (Thermo Ventilator) 20A接線蘇(浴室寶)	/	/	/	/	1	/	/	/	/	/	1	/	/	/
Bathroom 2 浴室2	13A Single Socket Outlet 13A 單位電插座	/	/	/	/	1	/	/	/	/	/	1	/	/	/
	13A Single Socket Outlet (with USB port) 13A 單位電插座(附有USB接口)	/	/	/	/	1	/	/	/	/	/	1	/	/	/
	Fused Spur Unit (Exhaust Fan) 接線蘇(抽氣扇)	/	/	/	/	1	/	/	/	/	/	1	/	/	/
	Fused Spur Unit (LED Light) 接線蘇(LED燈)	/	/	/	/	2	/	/	/	/	/	2	/	/	/
Utility Room 工作間	Telephone Outlet 電話插座	/	/	/	/	1	/	/	/	/	/	/	/	/	/
	13A Single Socket Outlet 13A 單位電插座	/	/	/	/	1	/	/	/	/	/	/	/	/	/

Note:
1. The symbol " – " as shown in the above table denotes "Not provided".
2. The symbol " / " as shown in the above table denotes "Not applicable".
3. "1, 2, ..." as shown in the above table denotes the quantity of such provision(s) provided in the residential unit.

附註：
1. 上表「–」代表「不提供」。
2. 上表「/」代表「不適用」。
3. 上表「1, 2, ...」代表提供於該住宅單位內的裝置數量。

SCHEDULE OF MECHANICAL AND ELECTRICAL PROVISIONS – TOWER 機電裝置數量説明表 – 大廈

Location 位置	Mechanical and Electrical Provisions 機電裝置	Tower 6A 第6A座								Tower 6B 第6B座					
		19/F 19樓								19/F 19樓					
		A	B	C	D	E	F	G	H	A	B	C	D	E	F
Utility Room 工作間	Double Pole Switch (Air Conditioner indoor unit) 開關掣(冷氣室內機)	/	/	/	/	1	/	/	/	/	/	/	/	/	/
A/C Platform 冷氣機平台	Double Pole Switch (Air Conditioner outdoor unit) 開關掣(冷氣室外機)	2	2	2	2	3	1	2	2	2	2	3	1	2	2
Lift Lobby & Corridor 電梯大堂及走廊	Door Bell Push Button 門鐘襟手掣	1	1	1	1	1	1	1	1	1	1	1	1	1	1

Note:
1. The symbol " – " as shown in the above table denotes "Not provided".
2. The symbol " / " as shown in the above table denotes "Not applicable".
3. "1, 2, ..." as shown in the above table denotes the quantity of such provision(s) provided in the residential unit.

附註：
1. 上表「–」代表「不提供」。
2. 上表「/」代表「不適用」。
3. 上表「1, 2, ...」代表提供於該住宅單位內的裝置數量。

SCHEDULE OF MECHANICAL AND ELECTRICAL PROVISIONS – TOWER 機電裝置數量説明表 – 大廈

Location 位置	Mechanical and Electrical Provisions 機電裝置	Tower 6A 第6A座 20/F 20樓			Tower 6B 第6B座 20/F 20樓	
		A	B	C	A	B
Living / Dining Room and Corridor 客/飯廳及走廊	Telephone Outlet 電話插座	2	2	2	2	2
	Data Point 網路位	2	2	2	2	2
	TV/FM Outlet 電視/電台天線插座	2	2	2	2	2
	13A Single Socket Outlet (Visum) 13A 單位電插座 (Visum)	1	1	1	1	1
	13A Single Socket Outlet 13A 單位電插座	–	–	–	–	1
	13A Twin Socket Outlet 13A 雙位電插座	4	4	5	4	5
	Double Pole Switch (Exhaust Fan or Thermo Ventilator) 開關掣 (抽氣扇或浴室寶)	2	3	2	2	3
	Door Bell 門鐘	1	1	1	1	1
	Fused Spur Unit (Door Bell) 接線蘇 (門鐘)	1	1	1	1	1
	Fused Spur Unit (Air Conditioner indoor unit) 接線蘇 (冷氣室內機)	–	3	3	–	3
	Double Pole Switch (Air Conditioner indoor unit) 開關掣 (冷氣室內機)	2	–	–	2	–
	Distribution Board 配電箱	1	1	1	1	1
Master Bedroom 主人睡房	Telephone Outlet 電話插座	1	1	1	1	1
	Data Point 網路位	1	1	1	1	1
	TV/FM Outlet 電視/電台天線插座	1	1	1	1	1
	13A Single Socket Outlet 13A 單位電插座	1	–	–	1	–
	13A Twin Socket Outlet 13A 雙位電插座	2	4	3	2	4
	Double Pole Switch (Exhaust Fan or Thermo Ventilator) 開關掣 (抽氣扇或浴室寶)	–	2	2	–	2
	Fused Spur Unit (Air Conditioner indoor unit) 接線蘇 (冷氣室內機)	–	2	2	–	2
	Double Pole Switch (Air Conditioner indoor unit) 開關掣 (冷氣室內機)	1	–	–	1	–
	Panic Alarm Button 緊急警報掣	–	1	1	–	1

Note:
1. The symbol " – " as shown in the above table denotes "Not provided".
2. The symbol " / " as shown in the above table denotes "Not applicable".
3. "1, 2, ..." as shown in the above table denotes the quantity of such provision(s) provided in the residential unit.

Location 位置	Mechanical and Electrical Provisions 機電裝置	Tower 6A 第6A座 20/F 20樓			Tower 6B 第6B座 20/F 20樓	
		A	B	C	A	B
Bedroom 1 睡房 1	Telephone Outlet 電話插座	1	1	1	1	1
	Data Point 網路位	1	1	1	1	1
	TV/FM Outlet 電視/電台天線插座	1	1	1	1	1
	13A Twin Socket Outlet 13A 雙位電插座	2	2	2	2	2
	Fused Spur Unit (Air Conditioner indoor unit) 接線蘇 (冷氣室內機)	–	1	1	–	1
	Double Pole Switch (Air Conditioner indoor unit) 開關掣 (冷氣室內機)	1	–	–	1	–
Bedroom 2 睡房 2	Telephone Outlet 電話插座	/	1	1	/	1
	Data Point 網路位	/	1	1	/	1
	TV/FM Outlet 電視/電台天線插座	/	1	1	/	1
	13A Twin Socket Outlet 13A 雙位電插座	/	2	2	/	2
	Fused Spur Unit (Air Conditioner indoor unit) 接線蘇 (冷氣室內機)	/	1	1	/	1
Bedroom 3 睡房 3	Telephone Outlet 電話插座	/	1	/	/	1
	Data Point 網路位	/	1	/	/	1
	TV/FM Outlet 電視/電台天線插座	/	1	/	/	1
	13A Single Socket Outlet 13A 單位電插座	/	1	/	/	1
	13A Twin Socket Outlet 13A 雙位電插座	/	2	/	/	2
	Fused Spur Unit (Air Conditioner indoor unit) 接線蘇 (冷氣室內機)	/	1	/	/	1
	Double Pole Switch (Exhaust Fan or Thermo Ventilator) 開關掣 (抽氣扇或浴室寶)	/	1	/	/	1

附註：
1. 上表「–」代表「不提供」。
2. 上表「/」代表「不適用」。
3. 上表「1, 2, ...」代表提供於該住宅單位內的裝置數量。

SCHEDULE OF MECHANICAL AND ELECTRICAL PROVISIONS – TOWER 機電裝置數量説明表 – 大廈

Location 位置	Mechanical and Electrical Provisions 機電裝置	Tower 6A 第6A座 20/F 20樓			Tower 6B 第6B座 20/F 20樓	
		A	B	C	A	B
Kitchen 廚房	13A Twin Socket Outlet 13A 雙位電插座	1	1	1	1	1
	13A Twin Socket Outlet (with USB port) 13A 雙位電插座（附有USB接口）	1	1	1	1	1
	Double Pole Switch (Electric Water Heater) 開關掣（電熱水爐）	1	–	1	1	–
	13A Single Socket Outlet (Refrigerator) 13A 單位電插座（雪櫃）	1	1	1	1	1
	Fused Spur Unit (LED Light) 接線蘇（LED燈）	1	1	1	1	1
	Fused Spur Unit (Wok Burner) 接線蘇（煮食爐）	1	1	1	1	1
	Fused Spur Unit (Cooker Hood) 接線蘇（抽油煙機）	1	1	1	1	1
	Fused Spur Unit (Town Gas) 接線蘇（煤氣）	1	2	2	1	2
	Fused Spur Unit (Exhaust Fan) 接線蘇（抽氣扇）	1	1	1	1	1
	20A Connection Unit (Induction Type Hob) 20A 接線蘇（電磁爐）	1	1	1	1	1
	Double Pole Switch (Induction Type Hob) 開關掣（電磁爐）	1	1	1	1	1
	Washing Machine Connection Point (Water Inlet & Outlet) 洗衣機接駁點（來水及去水）	1	1	1	1	1
	20A Connection Unit (Steam Oven) 20A 接線蘇（蒸焗爐）	1	–	–	1	–
	Double Pole Switch (Steam Oven) 開關掣（蒸焗爐）	1	–	–	1	–
	13A Single Socket Outlet (Washer and Dryer 2 in 1) 13A 單位電插座（洗衣乾衣機）	1	–	1	1	–
	Data Point 網路位	–	1	1	–	1
	13A Single Socket Outlet (Home Automation) 13A 單位電插座（智能家居）	–	1	1	–	1
	13A Single Socket Outlet (Washer) 13A 單位電插座（洗衣機）	–	1	–	–	1

Location 位置	Mechanical and Electrical Provisions 機電裝置	Tower 6A 第6A座 20/F 20樓			Tower 6B 第6B座 20/F 20樓	
		A	B	C	A	B
Kitchen 廚房	13A Single Socket Outlet (Dryer) 13A 單位電插座（乾衣機）	–	1	–	–	1
	13A Single Socket Outlet (Freezer) 13A 單位電插座（冰櫃）	–	1	–	–	1
	20A Connection Unit (Teppan-Yaki) 20A 接線蘇（鐵板燒）	–	1	–	–	1
	Double Pole Switch (Teppan-Yaki) 開關掣（鐵板燒）	–	1	–	–	1
	20A Connection Unit (Steamer) 20A 接線蘇（蒸爐）	–	1	1	–	1
	Double Pole Switch (Steamer) 開關掣（蒸爐）	–	1	1	–	1
	20A Connection Unit (Oven) 20A 接線蘇（烤焗爐）	–	1	1	–	1
	Double Pole Switch (Oven) 開關掣（烤焗爐）	–	1	1	–	1
	13A Single Socket Outlet (Wine Cooler) 13A 單位電插座（酒櫃）	–	1	1	–	1
	13A Single Socket Outlet (Coffee Maker) 13A 單位電插座（咖啡機）	–	1	–	–	1
	13A Single Socket Outlet (Warming Drawer) 13A 單位電插座（保溫櫃）	–	1	–	–	1
	13A Single Socket Outlet (Dish Washer) 13A 單位電插座（洗碗碟機）	–	1	–	–	1
	Home Automation Touch Panel 智能家居觸控控制屏	–	1	1	–	1
Master Bathroom 主人浴室	13A Single Socket Outlet 13A 單位電插座	/	1	1	/	1
	13A Single Socket Outlet (with USB port) 13A 單位電插座（附有USB接口）	/	1	1	/	1
	Fused Spur Unit (Exhaust Fan) 接線蘇（抽氣扇）	/	1	1	/	1
	Fused Spur Unit (LED Light) 接線蘇（LED燈）	/	2	2	/	2
	20A Connection Unit (Thermo Ventilator) 20A 接線蘇（浴室寶）	/	1	1	/	1

Note:
1. The symbol " – " as shown in the above table denotes "Not provided".
2. The symbol " / " as shown in the above table denotes "Not applicable".
3. "1, 2, ..." as shown in the above table denotes the quantity of such provision(s) provided in the residential unit.

附註：
1. 上表「–」代表「不提供」。
2. 上表「/」代表「不適用」。
3. 上表「1, 2, ...」代表提供於該住宅單位內的裝置數量。

SCHEDULE OF MECHANICAL AND ELECTRICAL PROVISIONS – TOWER 機電裝置數量說明表 – 大廈

Location 位置	Mechanical and Electrical Provisions 機電裝置	Tower 6A 第6A座 20/F 20樓			Tower 6B 第6B座 20/F 20樓	
		A	B	C	A	B
Bathroom 浴室	13A Single Socket Outlet 13A 單位電插座	1	/	/	1	/
	13A Single Socket Outlet (with USB port) 13A 單位電插座（附有USB接口）	1	/	/	1	/
	Fused Spur Unit (Exhaust Fan) 接線蘇（抽氣扇）	1	/	/	1	/
	Fused Spur Unit (LED Light) 接線蘇（LED燈）	2	/	/	2	/
	20A Connection Unit (Thermo Ventilator) 20A 接線蘇（浴室寶）	1	/	/	1	/
Bathroom 1 浴室1	13A Single Socket Outlet 13A 單位電插座	/	1	1	/	1
	13A Single Socket Outlet (with USB port) 13A 單位電插座（附有USB接口）	/	1	1	/	1
	Fused Spur Unit (Exhaust Fan) 接線蘇（抽氣扇）	/	1	1	/	1
	Fused Spur Unit (LED Cabinet Light) 接線蘇（LED櫃燈）	/	2	2	/	2
Bathroom 2 浴室2	13A Single Socket Outlet 13A 單位電插座	/	1	/	/	1
	13A Single Socket Outlet (with USB port) 13A 單位電插座（附有USB接口）	/	1	/	/	1
	Fused Spur Unit (Exhaust Fan) 接線蘇（抽氣扇）	/	1	/	/	1
	Fused Spur Unit (LED Light) 接線蘇（LED燈）	/	2	/	/	2
Utility Room 工作間	Telephone Outlet 電話插座	/	1	1	/	1
	13A Single Socket Outlet 13A 單位電插座	/	1	1	/	1
	Fused Spur Unit (Air Conditioner indoor unit) 接線蘇（冷氣室內機）	/	1	1	/	1
	Double Pole Switch (Exhaust Fan or Thermo Ventilator) 開關掣（抽氣扇或浴室寶）	/	1	–	/	1
	Fused Spur Unit (VRV Controller) 接線蘇（冷氣機控制器）	/	1	1	/	1

Location 位置	Mechanical and Electrical Provisions 機電裝置	Tower 6A 第6A座 20/F 20樓			Tower 6B 第6B座 20/F 20樓	
		A	B	C	A	B
Water Closet 洗手間	Triple Pole & Neutral Switch (Electric Water Heater) 三相開關掣（電熱水爐）	/	1	/	/	1
	Fused Spur Unit (Exhaust Fan) 接線蘇（抽氣扇）	/	1	/	/	1
Lavatory 客廁	Fused Spur Unit (Exhaust Fan) 接線蘇（抽氣扇）	/	1	/	/	1
	Fused Spur Unit (LED Light) 接線蘇（LED燈）	/	1	/	/	1
A/C Platform 冷氣機平台	Triple Pole & Neutral Switch (Air Conditioner outdoor unit) 三相開關掣（冷氣室外機）	–	2	–	–	2
	Double Pole Switch (Air Conditioner outdoor unit) 開關掣（冷氣室外機）	2	–	2	2	–
Lift Lobby & Corridor 電梯大堂及走廊	Door Bell Push Button 門鐘襟手掣	1	1	1	1	1
20/F Flat Roof 20樓私人平台	13A Single Socket Outlet (Weatherproof Type) 13A 防水單位電插座	/	2	2	/	2
Roof 天台	13A Single Socket Outlet (Weatherproof Type) 13A 防水單位電插座	/	2	2	/	2
	Fused Spur Unit (BBQ) 接線蘇（燒烤爐）	/	1	1	/	1
Staircase to R/F 往私人天台樓梯	Double Pole Switch(BBQ) 開關掣（燒烤爐）	/	1	1	/	1

Note:
1. The symbol " – " as shown in the above table denotes "Not provided".
2. The symbol " / " as shown in the above table denotes "Not applicable".
3. "1, 2, ..." as shown in the above table denotes the quantity of such provision(s) provided in the residential unit.

附註：
1. 上表「–」代表「不提供」。
2. 上表「/」代表「不適用」。
3. 上表「1, 2, ...」代表提供於該住宅單位內的裝置數量。

SCHEDULE OF MECHANICAL AND ELECTRICAL PROVISIONS – HOUSE 機電裝置數量說明表 – 洋房

Location 位置	Mechanical and Electrical Provisions 機電裝置	House Type A A 款屋	House Type C C 款屋
		House No.1 – 3, 5 – 12, 15 – 23 & 25 – 31 1 號 – 3 號、5 號 – 12 號、15 號 – 23 號及 25 號 – 31 號洋房	House No. 32, 33 & 35 32 號、33 號、35 號洋房
Living / Dining Room and Corridor 客/飯廳及走廊	Telephone Outlet 電話插座	3	3
	Data Point 網路位	3	3
	TV/FM Outlet 電視/電台天線插座	3	3
	13A Single Socket Outlet 13A 單位電插座	2	3
	13A Single Socket Outlet (Visum) 13A 單位電插座 (Visum)	1	2
	13A Twin Socket Outlet 13A 雙位電插座	8	7
	Fused Spur Unit (Indoor Unit) 接線蘇 (冷氣室內機)	4	8
	Double Pole Switch (Exhaust Fan) 開關掣 (抽氣扇)	2	2
	Power Point (Curtain) 電位 (窗簾)	3	4
	Fused Spur Unit (Curtain) 接線蘇 (窗簾)	–	1
	Fused Spur Unit (Air Treatment unit) 接線蘇 (空氣清新機)	2	2
Master Bedroom 主人睡房	Telephone Outlet 電話插座	1	1
	Data Point 網路位	1	1
	TV/FM Outlet 電視/電台天線插座	1	1
	13A Single Socket Outlet 13A 單位電插座	1	–
	13A Twin Socket Outlet 13A 雙位電插座	6	5

Location 位置	Mechanical and Electrical Provisions 機電裝置	House Type A A 款屋	House Type C C 款屋
		House No.1 – 3, 5 – 12, 15 – 23 & 25 – 31 1 號 – 3 號、5 號 – 12 號、15 號 – 23 號及 25 號 – 31 號洋房	House No. 32, 33 & 35 32 號、33 號、35 號洋房
Master Bedroom 主人睡房	Fused Spur Unit (Indoor Unit) 接線蘇 (冷氣室內機)	2	2
	Double Pole Switch (Thermo Ventilator) 開關掣 (浴室寶)	1	1
	Double Pole Switch (Exhaust Fan) 開關掣 (抽氣扇)	1	1
	Power Point (Curtain) 電位 (窗簾)	2	2
	Panic Alarm Button 緊急警報掣	1	1
Bedroom 1 睡房 1	Telephone Outlet 電話插座	1	1
	Data Point 網路位	1	1
	TV/FM Outlet 電視/電台天線插座	1	1
	13A Single Socket Outlet 13A 單位電插座	2	–
	13A Twin Socket Outlet 13A 雙位電插座	4	4
	Fused Spur Unit (Indoor Unit) 接線蘇 (冷氣室內機)	1	2
	Double Pole Switch (Exhaust Fan) 開關掣 (抽氣扇)	1	1
	Power Point (Curtain) 電位 (窗簾)	1	1
	Double Pole Switch (Thermo Ventilator) 開關掣 (浴室寶)	1	1

Note:
1. The symbol " – " as shown in the above table denotes "Not provided".
2. The symbol " / " as shown in the above table denotes "Not applicable".
3. "1, 2, ..." as shown in the above table denotes the quantity of such provision(s) provided in the residential unit.

附註：
1. 上表「–」代表「不提供」。
2. 上表「/」代表「不適用」。
3. 上表「1, 2, ...」代表提供於該住宅單位內的裝置數量。

SCHEDULE OF MECHANICAL AND ELECTRICAL PROVISIONS – HOUSE 機電裝置數量說明表 – 洋房

Location 位置	Mechanical and Electrical Provisions 機電裝置	House Type A A 款屋	House Type C C 款屋
		House No.1 – 3, 5 – 12, 15 – 23 & 25 – 31 1 號 – 3 號、5 號 – 12 號、15 號 – 23 號及 25 號 – 31 號洋房	House No. 32, 33 & 35 32 號、33 號、35 號洋房
Bedroom 2 睡房 2	Telephone Outlet 電話插座	1	1
	Data Point 網路位	1	1
	TV/FM Outlet 電視/電台天線插座	1	1
	13A Single Socket Outlet 13A 單位電插座	1	–
	13A Twin Socket Outlet 13A 雙位電插座	4	4
	Fused Spur Unit (Indoor Unit) 接線蘇（冷氣室內機）	1	1
	Double Pole Switch (Exhaust Fan) 開關掣（抽氣扇）	1	1
	Power Point (Curtain) 電位（窗簾）	1	1
	Double Pole Switch (Thermo Ventilator) 開關掣（浴室寶）	1	1
Bedroom 3 睡房 3	Telephone Outlet 電話插座	1	1
	Data Point 網路位	1	1
	TV/FM Outlet 電視/電台天線插座	1	1
	13A Single Socket Outlet 13A 單位電插座	2	1
	13A Twin Socket Outlet 13A 雙位電插座	4	4
	Fused Spur Unit (Indoor Unit) 接線蘇（冷氣室內機）	1	2
	Double Pole Switch (Exhaust Fan) 開關掣（抽氣扇）	1	1

Location 位置	Mechanical and Electrical Provisions 機電裝置	House Type A A 款屋	House Type C C 款屋
		House No.1 – 3, 5 – 12, 15 – 23 & 25 – 31 1 號 – 3 號、5 號 – 12 號、15 號 – 23 號及 25 號 – 31 號洋房	House No. 32, 33 & 35 32 號、33 號、35 號洋房
Bedroom 3 睡房 3	Power Point (Curtain) 電位（窗簾）	1	1
	Double Pole Switch(Thermo Ventilator) 開關掣（浴室寶）	1	1
Bedroom 4 睡房 4	Telephone Outlet 電話插座	/	1
	Data Point 網路位	/	1
	TV/FM Outlet 電視/電台天線插座	/	1
	13A Twin Socket Outlet 13A 雙位電插座	/	4
	Fused Spur Unit (Indoor Unit) 接線蘇（冷氣室內機）	/	1
	Double Pole Switch (Exhaust Fan) 開關掣（抽氣扇）	/	1
	Power Point (Curtain) 電位（窗簾）	/	1
	Double Pole Switch(Thermo Ventilator) 開關掣（浴室寶）	/	1

Note:
1. The symbol " – " as shown in the above table denotes "Not provided".
2. The symbol " / " as shown in the above table denotes "Not applicable".
3. "1, 2, ..." as shown in the above table denotes the quantity of such provision(s) provided in the residential unit.

附註：
1. 上表「–」代表「不提供」。
2. 上表「/」代表「不適用」。
3. 上表「1, 2, ...」代表提供於該住宅單位內的裝置數量。

SCHEDULE OF MECHANICAL AND ELECTRICAL PROVISIONS – HOUSE 機電裝置數量說明表 – 洋房

Location 位置	Mechanical and Electrical Provisions 機電裝置	House Type A A款屋	House Type C C款屋
		House No.1 – 3, 5 – 12, 15 – 23 & 25 – 31 1號 – 3號、5號 – 12號、15號 – 23號及25號 – 31號洋房	House No. 32, 33 & 35 32號、33號、35號洋房
Kitchen 廚房	13A Twin Socket Outlet (with USB port) 13A 雙位電插座(附有USB接口)	1	1
	13A Single Socket Outlet 13A 單位電插座	1	–
	13A Twin Socket Outlet 13A 雙位電插座	2	1
	Fused Spur Unit (Indoor Unit) 接線蘇(冷氣室內機)	1	–
	13A Single Socket Outlet (Refrigerator) 13A 單位電插座(雪櫃)	1	1
	13A Single Socket Outlet (Freezer) 13A 單位電插座(冰櫃)	1	1
	13A Single Socket Outlet (Washer) 13A 單位電插座(洗衣機)	1	–
	13A Single Socket Outlet (Dryer) 13A 單位電插座(乾衣機)	1	–
	20A Connection Unit (Teppan-Yaki) 20A 接線蘇(鐵板燒)	1	1
	Double Pole Switch (Teppan-Yaki) 開關掣(鐵板燒)	1	1
	20A Connection Unit (Steam Oven) 20A 接線蘇(蒸焗爐)	1	1
	Double Pole Switch (Steam Oven) 開關掣(蒸焗爐)	1	1
	20A Connection Unit (Oven) 20A 接線蘇(烤焗爐)	1	1
	Double Pole Switch (Oven) 開關掣(烤焗爐)	1	1
	13A Single Socket Outlet (Wine Cooler) 13A 單位電插座(酒櫃)	2	2
	13A Single Socket Outlet (Dish Washer) 13A 單位電插座(洗碗機)	1	1

Location 位置	Mechanical and Electrical Provisions 機電裝置	House Type A A款屋	House Type C C款屋
		House No.1 – 3, 5 – 12, 15 – 23 & 25 – 31 1號 – 3號、5號 – 12號、15號 – 23號及25號 – 31號洋房	House No. 32, 33 & 35 32號、33號、35號洋房
Kitchen 廚房	Fused Spur Unit (LED Light) 接線蘇(LED燈)	2	2
	Fused Spur Unit (Wok Burner) 接線蘇(煮食爐)	1	1
	Fused Spur Unit (Cooker Hood) 接線蘇(抽油煙機)	1	1
	Fused Spur Unit (Exhaust Fan) 接線蘇(抽氣扇)	1	2
	20A Connection Unit (Induction Type Hob) 20A 接線蘇(電磁爐)	1	1
	Double Pole Switch (Induction Type Hob) 開關掣(電磁爐)	1	1
	13A Single Socket Outlet (Coffee Maker) 13A 單位電插座(咖啡機)	1	1
	13A Single Socket Outlet (Warming Drawer) 13A 單位電插座(保溫櫃)	1	1
	Fused Spur Unit (Vacuum Drawer) 接線蘇(真空機)	–	1
	Fused Spur Unit (VRV Controller) 接線蘇(冷氣機控制器)	–	1
	Data Point 網路位	1	1
	Fused Spur Unit (Home Automation) 接線蘇(智能家居)	1	1
	Home Automation Touch Panel 智能家居觸控控制屏	1	1
	Door Bell 門鐘	1	1
	Fused Spur Unit (Door Bell) 接線蘇(門鐘)	1	1
	Washing Machine Connection Point (Water Inlet & Outlet) 洗衣機接駁點(來水及去水)	1	–

Note:
1. The symbol " – " as shown in the above table denotes "Not provided".
2. The symbol " / " as shown in the above table denotes "Not applicable".
3. "1, 2, ..." as shown in the above table denotes the quantity of such provision(s) provided in the residential unit.

附註：
1. 上表「–」代表「不提供」。
2. 上表「/」代表「不適用」。
3. 上表「1, 2, ...」代表提供於該住宅單位內的裝置數量。

SCHEDULE OF MECHANICAL AND ELECTRICAL PROVISIONS – HOUSE 機電裝置數量說明表 – 洋房

Location 位置	Mechanical and Electrical Provisions 機電裝置	House Type A A款屋	House Type C C款屋
		House No.1 – 3, 5 – 12, 15 – 23 & 25 – 31 1號 – 3號、5號 – 12號、15號 – 23號及25號 – 31號洋房	House No. 32, 33 & 35 32號、33號、35號洋房
Master Bathroom 主人浴室	Fused Spur Unit (Town Gas) 接線蘇（煤氣爐）	2	–
	Fused Spur Unit (Exhaust Fan) 接線蘇（抽氣扇）	1	1
	Fused Spur Unit (LED Light) 接線蘇（LED燈）	2	2
	20A Connection Unit (Thermo Ventilator) 20A 接線蘇（浴室寶）	1	1
	13A Single Socket Outlet (with USB port) 13A 單位電插座（附有USB接口）	1	2
	13A Single Socket Outlet 13A 單位電插座	–	3
	13A Twin Socket Outlet 13A 雙位電插座	1	–
	Fused Spur Unit (Curtain) 接線蘇（窗簾）	–	1
Bathroom 1 浴室1	Fused Spur Unit (Town Gas) 接線蘇（煤氣爐）	2	–
	Fused Spur Unit (Exhaust Fan) 接線蘇（抽氣扇）	1	1
	Fused Spur Unit (LED Light) 接線蘇（LED燈）	2	2
	Fused Spur Unit (Curtain) 接線蘇（窗簾）	1	–
	20A Connection Unit (Thermo Ventilator) 20A 接線蘇（浴室寶）	1	1
	13A Single Socket Outlet (with USB port) 13A 單位電插座（附有USB接口）	1	1
	13A Single Socket Outlet 13A 單位電插座	1	1

Location 位置	Mechanical and Electrical Provisions 機電裝置	House Type A A款屋	House Type C C款屋
		House No.1 – 3, 5 – 12, 15 – 23 & 25 – 31 1號 – 3號、5號 – 12號、15號 – 23號及25號 – 31號洋房	House No. 32, 33 & 35 32號、33號、35號洋房
Bathroom 2 浴室2	Fused Spur Unit (Exhaust Fan) 接線蘇（抽氣扇）	1	1
	Fused Spur Unit (LED Light) 接線蘇（LED燈）	2	2
	20A Connection Unit (Thermo Ventilator) 20A 接線蘇（浴室寶）	1	1
	13A Single Socket Outlet (with USB port) 13A 單位電插座（附有USB接口）	1	1
	13A Single Socket Outlet 13A 單位電插座	1	1
Bathroom 3 浴室3	Fused Spur Unit (Exhaust Fan) 接線蘇（抽氣扇）	1	1
	Fused Spur Unit (LED Light) 接線蘇（LED燈）	2	2
	Fused Spur Unit (Curtain) 接線蘇（窗簾）	–	1
	20A Connection Unit (Thermo Ventilator) 20A 接線蘇（浴室寶）	1	1
	13A Single Socket Outlet (with USB port) 13A 單位電插座（附有USB接口）	1	1
	13A Single Socket Outlet 13A 單位電插座	1	1
Bathroom 4 浴室4	Fused Spur Unit (Exhaust Fan) 接線蘇（抽氣扇）	/	1
	Fused Spur Unit (LED Light) 接線蘇（LED燈）	/	2
	20A Connection Unit (Thermo Ventilator) 20A 接線蘇（浴室寶）	/	1
	13A Single Socket Outlet (with USB port) 13A 單位電插座（附有USB接口）	/	1
	13A Single Socket Outlet 13A 單位電插座	/	1

Note:
1. The symbol " – " as shown in the above table denotes "Not provided".
2. The symbol " / " as shown in the above table denotes "Not applicable".
3. "1, 2, ..." as shown in the above table denotes the quantity of such provision(s) provided in the residential unit.

附註：
1. 上表「–」代表「不提供」。
2. 上表「/」代表「不適用」。
3. 上表「1, 2, ...」代表提供於該住宅單位內的裝置數量。

SCHEDULE OF MECHANICAL AND ELECTRICAL PROVISIONS – HOUSE 機電裝置數量說明表 – 洋房

Location 位置	Mechanical and Electrical Provisions 機電裝置	House Type A A款屋	House Type C C款屋
		House No.1 – 3, 5 – 12, 15 – 23 & 25 – 31 1號 – 3號、5號 – 12號、15號 – 23號及25號 – 31號洋房	House No. 32, 33 & 35 32號、33號、35號洋房
G/F Store Room / Utility Room 地下儲物室/工作間	13A Single Socket Outlet 13A 單位電插座	1	1
	13A Single Socket Outlet (Washer) 13A 單位電插座(洗衣機)	–	1
	13A Single Socket Outlet (Dryer) 13A 單位電插座(乾衣機)	–	1
	Washing Machine Connection Point (Water Inlet & Outlet) 洗衣機接駁點(來水及去水)	–	1
	Fused Spur Unit (Security Panel) 接線蘇(保安控制屏)	1	1
	Door Bell 門鐘	1	1
	Telephone Outlet 電話插座	1	1
	Fused Spur Unit (Indoor Unit) 接線蘇(冷氣室內機)	1	2
	Double Pole Switch (Exhaust Fan) 開關掣(抽氣扇)	1	1
2/F Store Room 2樓儲物室	Fused Spur Unit (Town Gas) 接線蘇(煤氣爐)	/	3
Water Closet 洗手間	Triple Pole & Neutral Switch (Electric Water Heater) 三相開關掣(電熱水爐)	1	1
	Fused Spur Unit (Exhaust Fan) 接線蘇(抽氣扇)	1	1
Lavatory 客廁	13A Single Socket Outlet 13A 單位電插座	1	1
	Fused Spur Unit (LED Light) 接線蘇(LED燈)	1	1
	Fused Spur Unit (Exhaust Fan) 接線蘇(抽氣扇)	1	1

Location 位置	Mechanical and Electrical Provisions 機電裝置	House Type A A款屋	House Type C C款屋
		House No.1 – 3, 5 – 12, 15 – 23 & 25 – 31 1號 – 3號、5號 – 12號、15號 – 23號及25號 – 31號洋房	House No. 32, 33 & 35 32號、33號、35號洋房
Family Room 家庭房	Telephone Outlet 電話插座	2	/
	Data Point 網路位	2	/
	TV/FM Outlet 電視/電台天線插座	2	/
	13A Single Socket Outlet 13A 單位電插座	1	/
	13A Twin Socket Outlet 13A 雙位電插座	2	/
	Power Point (Curtain) 電位(窗簾)	1	/
	Home Automation Touch Panel 智能家居觸控控制屏	1	/
	Fused Spur Unit (Indoor Unit) 接線蘇(冷氣室內機)	2	/
1/F Corridor 1樓走廊	Telephone Outlet 電話插座	/	2
	Data Point 網路位	/	2
	TV/FM Outlet 電視/電台天線插座	/	2
	13A Twin Socket Outlet 13A 雙位電插座	/	2
	Power Point (Curtain) 電位(窗簾)	/	1
	Fused Spur Unit (Indoor Unit) 接線蘇(冷氣室內機)	/	1
2/F Corridor 2樓走廊	13A Single Socket Outlet 13A 單位電插座	1	–
	Fused Spur Unit (Indoor Unit) 接線蘇(冷氣室內機)	–	1

Note:
1. The symbol " – " as shown in the above table denotes "Not provided".
2. The symbol " / " as shown in the above table denotes "Not applicable".
3. "1, 2, ..." as shown in the above table denotes the quantity of such provision(s) provided in the residential unit.

附註：
1. 上表「–」代表「不提供」。
2. 上表「/」代表「不適用」。
3. 上表「1, 2, ...」代表提供於該住宅單位內的裝置數量。

SCHEDULE OF MECHANICAL AND ELECTRICAL PROVISIONS – HOUSE 機電裝置數量說明表 – 洋房

Location 位置	Mechanical and Electrical Provisions 機電裝置	House Type A A款屋	House Type C C款屋
		House No.1 – 3, 5 – 12, 15 – 23 & 25 – 31 1號 – 3號、5號 – 12號、15號 – 23號及25號 – 31號洋房	House No. 32, 33 & 35 32號、33號、35號洋房
Roof 天台	13A Single Socket Outlet (Weatherproof Type) 13A 防水單位電插座	2	3
	Fused Spur Unit (Town Gas) 接線蘇(煤氣爐)	–	2
	Fused Spur Unit (BBQ) 接線蘇(燒烤爐)	1	1
	Trible Pole Isolator (Weatherproof Type) 防水三極隔離開關	1	1
Front Court, Private Garden & *Swimming Pool 前園、私人花園及*泳池	Door Bell Button 門鐘	1	1
	Vistor Call Panel 訪客呼叫	1	1
	13A Single Socket Outlet (Weatherproof Type) 13A 防水單位電插座	1	1
	Fused Spur Unit (BBQ) 接線蘇(燒烤爐)	1	1

* Swimming Pool for House Type C Only 只有C款屋提供泳池

Note:
1. The symbol " – " as shown in the above table denotes "Not provided".
2. The symbol " / " as shown in the above table denotes "Not applicable".
3. "1, 2, ..." as shown in the above table denotes the quantity of such provision(s) provided in the residential unit.

附註：
1. 上表「–」代表「不提供」。
2. 上表「/」代表「不適用」。
3. 上表「1, 2, ...」代表提供於該住宅單位內的裝置數量。

24 SERVICE AGREEMENTS
服務協議

Potable and flushing water is supplied by Water Supplies Department.
Electricity is supplied by CLP Power Hong Kong Limited.
Towngas is supplied by The Hong Kong and China Gas Company Limited.

食水及沖廁水由水務署供應。
電力由中華電力有限公司供應。
煤氣由香港中華煤氣有限公司供應。

25 GOVERNMENT RENT
地稅

The owner will pay / has paid all outstanding Government rent in respect of the residential property up to and including the date of the Assignment of the residential property.

擁有人將會繳付/已繳付有關住宅物業之地租直至住宅物業之買賣成交日期。

26 MISCELLANEOUS PAYMENTS BY PURCHASER
買方的雜項付款

1. On the delivery of the vacant possession of the residential property to the purchaser, the purchaser is liable to reimburse the owner for the deposits for water, electricity and gas.
2. On that delivery, the purchaser is not liable to pay to the owner a debris removal fee.

Note:
On that delivery, the purchaser is liable to pay a debris removal fee to the manager of the Development.

1. 在向買方交付住宅物業在空置情況下的管有權時，買方須負責向擁有人補還水、電力及氣體的按金。
2. 在交付時，買方無須向擁有人支付清理廢料的費用。

備註 :
在交付時，買方須向發展項目的管理人支付清理廢料的費用。

27 DEFECT LIABILITY WARRANTY PERIOD
欠妥之處的保養責任期

The Vendor shall, at its own cost and as soon as reasonably practicable after receipt of a written notice served by the purchaser within 6 months after the date of completion of the sale and purchase of any specified residential property, remedy any defects in such property, or its fittings, finishes or appliances incorporated into such property as set out in the agreement for sale and purchase concerned, caused otherwise than by the act or neglect of the purchaser.

凡任何指明住宅物業或於相關買賣合約列出之裝設於該物業內的裝置、裝修物料或設備有欠妥之處，而該欠妥之處並非由買方行為或疏忽造成，則賣方在接獲買方在買賣成交日期後的6個月內送達的書面通知後，須於合理地切實可行的範圍內，盡快自費作出補救。

28 MAINTENANCE OF SLOPES 斜坡維修

1. The Land Grant requires the owners of the residential properties in the Development to maintain slopes at their own cost.

   Special Condition No. (33) of the Land Grant stipulates that:

   "(a) Where there is or has been any cutting away, removal or setting back of any land, or any building-up or filling-in or any slope treatment works of any kind whatsoever, whether with or without the prior written consent of the Director, either within the lot or on any Government land, which is or was done for the purpose of or in connection with the formation, levelling or development of the lot or any part thereof or any other works required to be done by the Purchaser under these Conditions, or for any other purpose, the Purchaser shall at his own expense carry out and construct such slope treatment works, retaining walls or other support, protection, drainage or ancillary or other works as shall or may then or at any time thereafter be necessary to protect and support such land within the lot and also any, adjacent or adjoining Government or leased land and to obviate and prevent any falling away, landslip or subsidence occurring thereafter. The Purchaser shall at all times during the term hereby agreed to be granted maintain at his own expense the said land, slope treatment works, retaining walls or other support, protection, drainage or ancillary or other works in good and substantial repair and condition to the satisfaction of the Director.

   (b) Nothing in sub-clause (a) of this Special Condition shall prejudice the Government's rights under these Conditions, in particular Special Condition No. (32) hereof.

   (c) In the event that as a result of or arising out of any formation, levelling, development or other works done by the Purchaser or owing to any other reason, any falling away, landslip or subsidence occurs at any time, whether in or from any land, within the lot or from any adjacent or adjoining Government or leased land, the Purchaser shall at his own expense reinstate and make good the same to the satisfaction of the Director and shall indemnify the Government, its agents and contractors from and against all costs, charges, damages, demands and claims whatsoever which shall or may be made, suffered or incurred through or by reason of such falling away, landslip or subsidence.

   (d) In addition to any other rights or remedies herein provided for breach of any of these Conditions, the Director shall be entitled by notice in writing to call upon the Purchaser to carry out, construct and maintain the said land, slope treatment works, retaining walls, or other support, protection, and drainage or ancillary or other works or to reinstate and make good any falling away, landslip or subsidence, and if the Purchaser shall neglect or fail to comply with the notice to the satisfaction of the Director within the period specified therein, the Director may forthwith execute and carry out any necessary works and the Purchaser shall on demand repay to the Government the cost thereof, together with any administrative or professional fees and charges."

   Special Condition No. (36) of the Land Grant stipulates that:

   "(a) The Purchaser shall at his own expense carry out and complete to the satisfaction of the Director such geotechnical investigations and such slope treatment, landslide preventive, mitigation and remedial works on the area shown coloured green hatched black on the plan annexed hereto (hereinafter referred to as "the Green Hatched Black Area") as the Director in his absolute discretion may require and shall, at all times during the term hereby agreed to be granted, at his own expense, maintain in good and substantial repair and condition to the satisfaction of the Director the Green Hatched Black Area including all land, slope treatment works, earth-retaining structures, drainage and any other works therein and thereon. In the event that any landslip, subsidence or falling away occurs within the Green Hatched Black Area at any time during the term hereby agreed to be granted, the Purchaser shall at his own expense reinstate and make good the same to the satisfaction of the Director together with any adjacent or adjoining areas which, in the opinion of the Director (whose opinion shall be final and binding on the Purchaser), have also been affected. The Purchaser shall indemnify and keep indemnified the Government, its agents and contractors from and against all claims, proceedings, costs, damages and expenses whatsoever incurred by reason of such landslip, subsidence or falling away. The Purchaser shall ensure at all times that there shall be no illegal excavation or dumping on the Green Hatched Black Area and, subject to the prior written approval of the Director, the Purchaser may erect fences or other barriers for the prevention of such illegal excavation or dumping. In addition to any other rights or remedies the Director may have in respect of any breach of these Conditions, the Director may at any time by notice in writing call upon the Purchaser to carry out such geotechnical investigations, slope treatment, landslip preventive, mitigation and remedial works and to maintain, reinstate and make good any land, structure or works affected by such landslip, subsidence or falling away, and if the Purchaser shall neglect or fail to comply with such notice to the satisfaction of the Director within the period specified therein, the Director may, after the expiry of such period, execute and carry out the required works and the Purchaser shall on demand repay to the Government the cost thereof.

   (b) Notwithstanding sub-clause (a) of this Special Condition, the obligations and rights of the Purchaser in respect of the Green Hatched Black Area or any part thereof under this Special Condition shall absolutely determine upon the Government giving to the Purchaser notice to that effect, and no claim whatsoever shall be made against the Government or the Director or his authorized officer by the Purchaser in respect of any loss, damage or disturbance suffered or any expense incurred as a result of such determination. However, such determination shall be without prejudice to any rights or remedies of the Government in respect of any antecedent breach, non-performance or non-observance of sub-clause (a) of this Special Condition."

   Special Conditions No. (42) of the Land Grant stipulates that:

   "(42) (a) The Purchaser hereby acknowledges that there is an existing slope adjacent to or adjoining the lot.

   (b) Except with the prior written consent of the Director, no building, structure, support for any building or structure, or projection shall be erected, constructed or placed on, over or above the ground level or levels of that portion of the lot shown coloured pink cross-hatched black on the plan annexed hereto (hereinafter referred to as "the Slope Maintenance Area") except boundary fence or boundary wall or both on condition that the design, size and disposition thereof are to the satisfaction of the Director.

   (c) (i) The Purchaser shall, at all times throughout the term hereby agreed to be granted, permit the Director and his officers, contractors, agents and workmen and any persons authorized by the Director with or without tools, equipment, plant, machinery or motor vehicles the right of free and unrestricted ingress, egress and regress to, from and through the lot or any part thereof to the Slope Maintenance Area for the purpose of inspecting, maintaining and repairing the existing slope adjacent to or adjoining the lot.

   (ii) The Director and his officers, contractors, agents and workmen and any persons authorized by the Director under sub-clause (c)(i) of this Special Condition shall have no liability in respect of any loss, damage, nuisance or disturbance whatsoever caused to or suffered by the Purchaser or any other person arising out of or incidental to the exercise of the rights conferred under sub-clause (c)(i) of this Special Condition or by reason of the presence of the existing slope, and no claim whatsoever shall be made against him or them by the Purchaser in respect of any such loss, damage, nuisance or disturbance.

   (d) For the purpose of this Special Condition, the decision of the Director as to what constitutes the ground level or levels of the Slope Maintenance Area shall be final and binding on the Purchaser."

2. Each of the owners is obliged to contribute towards the costs of the maintenance work.

3. The plan showing the slopes and any retaining wall or related structures constructed, or to be constructed, within or outside the land on which the Development is situated is set out below.

4. Owner's undertaking to maintain any slope in relation to the Development at the owner's own costs: Not applicable.

5. Under the deed of mutual covenant, the manager of the Development has the owners' authority to carry out the maintenance work.

28 MAINTENANCE OF SLOPES
斜坡維修

1. 批地文件規定，發展項目中的住宅物業的擁有人須自費維修斜坡。

批地文件第(33)條批地特別條款訂明：

『(a) 如「該地段」或任何「政府」土地現時或以往曾經配合或因應「該地段」或其任何部分的平整、水準測量或發展事宜進行任何削土、移土或土地後移工程，或建造或填土工程或任何類型的斜坡處理工程，或此等「條款」等規定「買方」執行的任何其他工程，不論事前是否獲「署長」書面同意，「買方」亦須於當時或嗣後任何時間，按需要自費進行及建造斜坡處理工程、護土牆或其他支承結構、防護結構、排水或輔助或其他工程，以保護和支撐「該地段」內的土地及任何毗鄰或毗連「政府」土地或已批租土地，同時避免及防止其後發生滑土、山泥傾瀉或地陷。「買方」應在本文協定的整個批租年期內隨時自費維修上述土地、斜坡處理工程、護土牆或其他支承結構、防護結構、排水或附屬或其他工程，以保持其修繕妥當及狀況良好，令「署長」滿意。

(b) 本特別條款(a)款概毋損此等「條款」賦予「政府」之權利，其中特別以本文特別條款第(32)條為要。

(c) 無論何時，如因「買方」進行任何平整、水準測量、發展或其他工程或因其他事故導致或引起「該地段」內的土地或任何毗鄰或毗連「政府」土地或已批租土地發生任何滑土、山泥傾瀉或地陷，「買方」須自費還原並修葺該處，以令「署長」滿意，同時就「政府」、其代理及承辦商作出彼等因此蒙受或招致之所有費用、收費、損害、索求及索償作出彌償，並確保彼等免責。

(d) 除享有本文訂明可就違反任何此等「條款」追討之任何其他權利或補償權外，「署長」另有權向「買方」發出書面通知，要求「買方」進行、建造及維修上述的土地、斜坡處理工程、護土牆或其他支承結構、防護結構、排水或輔助或其他工程，又或還原並修葺任何滑土、山泥傾瀉或地陷範圍。如「買方」疏忽或不執行通知訂明的期限內以「署長」滿意的方式完成通知的指示，「署長」可即時執行和進行必要的工程。「買方」必須在接獲要求時向「政府」償還有關的費用，以及任何行政或專業費用與收費。』

「批地文件」特別條款第(36)條訂明：

『(a)「買方」應依照「署長」全權酌情指定，自費以「署長」滿意的方式在本文所夾附圖則以綠色間黑斜線顯示的範圍(以下簡稱「綠色間黑斜線範圍」)進行及完成土力勘探工程和斜坡處理、山泥傾瀉預防、緩解及補救工程。此外，「買方」並須在本文協定的整個批租年期內，時刻自費以「署長」滿意的方式維修「綠色間黑斜線範圍」，以保持其修繕妥當及狀況良好，包括在該處執行所有土地、斜坡處理工程、護土結構、排水及其他工程。倘於本文協定的批租年期內任何時間「綠色間黑斜線範圍」發生山泥傾瀉、地陷或滑土，「買方」須以「署長」滿意的方式自費還原和修復「綠色間黑斜線範圍」及「署長」認為(其決定將作終論並對「買方」約束)同樣受影響的任何毗鄰或毗連地方。如因山泥傾瀉、地陷或滑土招致或引起任何索償、訴訟、費用、損害及開支，「買方」須向「政府」、其代理及承辦商作出彌償及持續彌償。此外，「買方」並須時刻確保無任何人等在「綠色間黑斜線範圍」非法挖掘或傾倒廢物。如事前獲「署長」書面批准，「買方」可架設圍欄或其他屏障防止非法挖掘或傾倒廢物的活動。倘有違反此等「條款」的情況，「署長」除可行使任何其他應有權利或補償權外，並可隨時以書面通知「買方」執行任何土力勘探工程和斜坡處理、山泥傾瀉預防、緩解及補救工程，並且維修、還原和修復任何受山泥傾瀉、地陷或滑土影響的土地、構築物或工程。倘「買方」疏忽或不按照通知在通知指定的期限內以「署長」滿意的方式採取措施，「署長」可在有關期限屆滿後執行和進行任何必要的工程，「買方」須在「政府」要求時償還相關的費用。

(b) 儘管有本特別條款(a)款之規定，如「政府」向「買方」發出相關通知，本特別條款所訂「買方」就「綠色間黑斜線範圍」或其任何部分擁有的責任和權利即絕對終止。如權責終止令「買方」蒙受或招致任何損失、損害、滋擾或開支，「買方」概不可向「政府」、「署長」或其授權的人員申索賠償。然而，權責終止概不妨礙「政府」就任何之前已發生的違反、不履行或不遵守本特別條款(a)款規定的事件行使任何應有的權利或補償權。』

「批地文件」特別條款第(42)條訂明：

『(a)「買方」現確認「該地段」毗鄰或毗連處有現存的斜坡。

(b) 如非事前獲「署長」書面同意，不得在本文所夾附圖則以粉紅色間黑交叉線顯示的「該地段」範圍(以下簡稱「斜坡維修範圍」)的地面水平或跨越其上興建、建造或放置任何建築物、構築物、任何建築物或構築物的支承件或外伸物，然而設計、大小和規劃均令「署長」滿意的邊界圍欄或圍牆或兩者除外。

(c) (i)「買方」應在本文協定批授的整個年期內時刻允許「署長」、其人員、承辦商、代理、工人及其授權的任何其他人等行使通行權，不論攜帶工具、設備、機器、機械或駕車與否，自由及暢通無阻地進出、往返及行經「該地段」或其任何部分通往「斜坡維修範圍」，以便檢查、維修和修理毗鄰或毗連處「該地段」的現存斜坡。

(ii) 倘因行使本特別條款(c)(i)款所賦予權利或鑒於現有斜坡的存在令「買方」或任何其他人士招致或蒙受任何損失、損害、滋擾或騷擾，「署長」、其人員、承辦商、代理、工人及獲「署長」授權的其他人等概不承擔法律責任。「買方」不可就此等損失、損害、滋擾或騷擾向其索償。

(d) 於本特別條款，「署長」就甚麼構成「斜坡維修範圍」地面水平所作出的決定將作終論並對「買方」約束。』

2. 每名擁有人均須分擔維修工程項目的費用。

3. 以下顯示斜坡及已經或將會在該土地之內或之外建造的任何護土牆或有關構築物的圖則。

4. 擁有人自費就發展項目維修任何斜坡的承諾：不適用。

5. 根據公契發展項目的管理人獲擁有人授權進行維修工程。

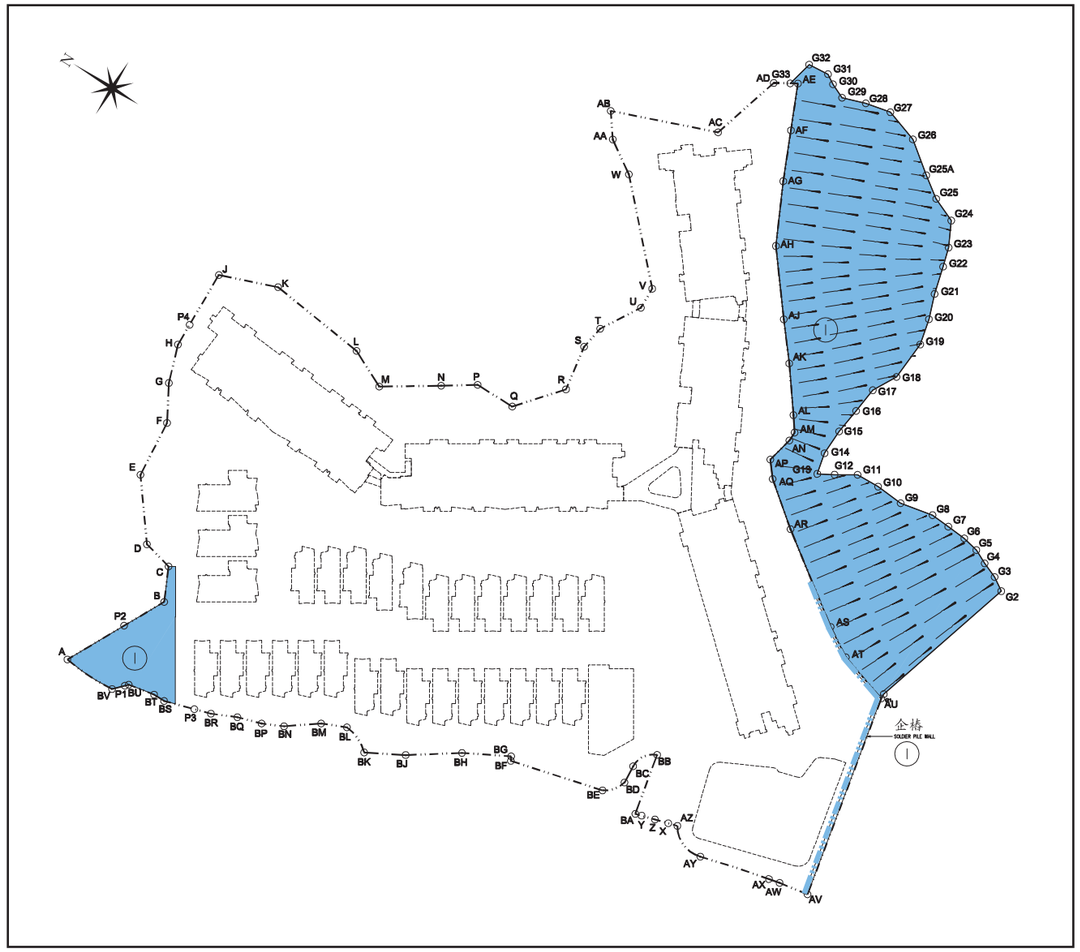

Legend 圖例

Boundary Line of Development 發展項目邊界線

Slope Structures, Retaining Walls or Related Structures 斜坡、護土牆或有關構築物

29 MODIFICATION 修定

Not applicable.

不適用。

30 RELEVANT INFORMATION 有關資料

Operation of Gondola

During necessary maintenance of external walls of the towers arranged by the manager of the Development, the gondola will be operating in the airspace outside windows and above the garden and flat roof of residential properties in such towers.

Location Plan of the Development

In the Location Plan of the Development in this sales brochure, it is shown with some electric poles marked as “Public Utility Installation” and associated electrical wires are connected between those electric poles. The electric poles and wires outside the Development may affect the view of certain residential properties of the Development. It is advised that the potential purchasers shall conduct an on-site visit for a better understanding of the development site and residential properties, their surrounding environment and the public facilities nearby.

吊船之運作

在大廈外牆進行由發展項目的管理人安排的必需保養期間，吊船會在該等單大廈之住宅物業之窗外、花園及平台對上的上空操作。

發展項目的位置圖

在本售樓書內的發展項目的位置圖有顯示一些標示為「公用事業設施裝置」的電柱，電柱之間有附屬的電線相連。位於發展項目外的電柱及電線可能會影響若干發展項目的住宅物業的景觀。現建議準買家到有關發展地盤作實地考察，以對該發展地盤及住宅物業、其周邊地區環境及附近的公共設施有較佳了解。

Breakdown of GFA Concessions Obtained for All Features
獲寬免總樓面面積的設施分項

- Latest information on breakdown of GFA concessions as shown on the general building plans submitted to and approved by the Building Authority (BA) prior to the printing of the sales brochure is tabulated below. Information marked (*) may be based on information provided by the authorized person if the sales brochure is printed prior to submission of the final amendment plans to the BA. The breakdown of GFA concessions may be subject to further changes until final amendment plans are submitted to and approved by the BA prior to the issuance of the occupation permit for the development.
- 於印製售樓說明書前呈交予並已獲建築事務監督批准的一般建築圖則上有關總樓面面積寬免的分項的最新資料，請見下表。如印製售樓說明書時尚未呈交最終修訂圖則予建築事務監督，則有 (*) 號的資料可以由認可人士提供的資料作為基礎。直至最終修訂圖則於發出佔用許可證前呈交予並獲建築事務監督批准前，以下分項資料仍可能有所修改。

		Area (sq. m.) 面積 (平方米)
	Disregarded GFA under Building (Planning) Regulations 23(3)(b) **根據《建築物 (規劃) 規例》第 23(3)(b) 條不計算的總樓面面積**	
1 (*)	Carpark and loading/ unloading area excluding public transport terminus 停車場及上落客貨地方 (公共交通總站除外)	Not Applicable 不適用
2	Plant rooms and similar services 機房及相類設施	
2.1 (*)	Mandatory feature and essential plant room, area of which is limited by respective PNAP or regulation such as lift machine room, TBE room, refuse storage and material recovery chamber, etc. 所佔面積受相關《認可人士、註冊結構工程師及註冊岩土工程師作業備考》或規例限制的強制性設施或必要機房，例如升降機機房、電訊及廣播設備室、垃圾及物料回收房等	Not Applicable 不適用
2.2 (*)	Mandatory feature and essential plant room, area of which is NOT limited by any PNAP or regulation such as room occupied solely by FSI and equipment, meter room, transformer room, potable and flushing water tank, etc. 所佔面積不受任何《認可人士、註冊結構工程師及註冊岩土工程師作業備考》或規例限制的強制性設施或必要機房，例如僅供消防裝置及設備佔用的房間、電錶房、電力變壓房、食水及鹹水缸等	Not Applicable 不適用
2.3 (*)	Non-mandatory / non-essential plant room such as A/C plant room, AHU room, etc. 非強制性或非必要機房，例如空調機房、風櫃房等	44.398

		Area (sq. m.) 面積 (平方米)
	Green Features under Joint Practice Notes 1 and 2 **根據《聯合作業備考》第 1 號和第 2 號提供的環保設施**	
3 (*)	Balcony for residential buildings 住宅樓宇露台	1488.244
4 (*)	Wider common corridor and lift lobby 加闊的公用走廊及升降機大堂	1187.237
5	Communal sky garden 公用空中花園	Not Applicable 不適用
6	Acoustic fin 隔聲鰭	Not Applicable 不適用
7	Wing wall, wind catcher and funnel 翼牆、捕風器及風斗	Not Applicable 不適用
8 (*)	Non-structural prefabricated external wall 非結構預製外牆	389.759
9 (*)	Utility platform 工作平台	138.000
10	Noise barrier 隔音屏障	Not Applicable 不適用
	Amenity Features **適意設施**	
11 (*)	Counter, office, store, guard room and lavatory for watchman and management staff, Owner's Corporation Office 供保安人員和管理處員工使用的櫃枱、辦公室、儲物室、警衛室和廁所、業主立案法團辦公室	134.955
12 (*)	Residential Recreational facilities including void, plant room, swimming pool filtration plant room, covered walkway etc serving solely the recreational facilities 住宅康樂設施，包括僅供康樂設施使用的中空、機房、游泳池的濾水器機房、有蓋人行道等	2998.759
13 (*)	Covered landscaped and play area 有上蓋的園景區及遊樂場	1282.726
14 (*)	Horizontal screens/ covered walkways, trellis 橫向屏障/有蓋人行道、花棚	55.568
15 (*)	Larger lift shaft 擴大升降機井道	159.044

		Area (sq. m.) 面積（平方米）
Amenity Features 適意設施		
16	Chimney shaft 煙囪管道	Not Applicable 不適用
17 (*)	Other non-mandatory or non-essential plant room, such as boiler room, SMATV room 其他非強制性或非必要機房，例如鍋爐房、衞星電視共用天線房	124.519
18 (*)	Pipe duct, air duct for mandatory feature or essential plant room 強制性設施或必要機房所需的管槽、氣槽	Not Applicable 不適用
19 (*)	Pipe duct, air duct for non-mandatory or non-essential plant room 非強制性設施或非必要機房所需的管槽、氣槽	Not Applicable 不適用
20	Plant room, pipe duct, air duct for environmentally friendly system and feature 環保系統及設施所需的機房、管槽及氣槽	Not Applicable 不適用
21 (*)	Void in duplex domestic flat and house 複式住宅單位及洋房的中空	33.717
22	Other projections such as air-conditioning box and platform with a projection of more than 750mm from the external walls 其他伸出物，如空調機箱或伸出外牆超過750毫米的空調機平台	Not Applicable 不適用
Other Exempted Items 其他項目		
23	Refuge floor including refuge floor cum sky garden 庇護層，包括庇護層兼空中花園	Not Applicable 不適用
24	Other projections 其他伸出物	Not Applicable 不適用
25	Public transport terminus (PTT) 公共交通總站	Not Applicable 不適用
26	Party structure and common staircase 共用構築物及樓梯	Not Applicable 不適用
27 (*)	Horizontal area of staircase, lift shaft and vertical duct solely serving floor accepted as not being accountable for GFA 僅供獲接納不計入總樓面面積的樓層使用的樓梯、升降機槽及垂直管道的水平面積	Not Applicable 不適用
28	Public passage 公眾通道	Not Applicable 不適用
29	Covered set back area 因建築物後移導致的覆蓋面積	Not Applicable 不適用

		Area (sq. m.) 面積（平方米）
Bonus GFA 額外總樓面面積		
30	Bonus GFA 額外總樓面面積	Not Applicable 不適用

Notes:

The above table is based on requirements as stipulated in the Practice Note for Authorized Persons, Registered Structural Engineers and Registered Geotechnical Engineers ADM-2 issued by the Buildings Department. The Buildings Department may revise such requirements from time to time as appropriate.

備註：

上述表格是根據屋宇署所發出的《認可人士、註冊結構工程師及註冊岩土工程師作業備考》ADM-2規定的要求而制訂的。屋宇署會按實際需要不時更改有關要求。

Environment Assessment of the Building
建築物的環境評估

Green Building Certification

Assessment result under the **BEAM Plus** certification conferred / issued by Hong Kong Green Building Council Limited (HKGBC) for the building prior to the printing of the sales brochure or its addenda.

Provisional GOLD

PROVISIONAL GOLD NB V1.2 2017 HKGBC BEAM Plus

Application no.: PAG0042/18

綠色建築認證

在印刷此售樓說明書或其附頁前，本物業根據香港綠色建築議會有限公司頒授 / 發出的綠建環評認證評級。

暫定評級
金級

暫定 金級 NB V1.2 2017 HKGBC 綠建環評

申請編號: PAG0042/18

Estimated Energy Performance or Consumption for the Common Parts of the Development
發展項目的公用部份的預計能量表現或消耗

Latest information on the estimated energy performance or consumption for the common parts of the development as submitted to the Building Authority prior to the printing of the sales brochures:
於印製售樓説明書前呈交予建築事務監督發展項目的公用部份的預計能量表現或消耗的最近期資料：

Part I **第 I 部分**	
Provision of Central Air Conditioning 提供中央空調	Yes 是
Provision of Energy Efficient Features 提供具能源效益的設施	Yes 是
Energy Efficient Features proposed 擬安裝的具能源效益的設施	1. Ventilation control by CO sensor for the ventilation system at basement; 2. Ventilation control by thermostat for ventilation system in the plant rooms; 3. High efficient VRV system adopted in the clubhouse. 1. 地庫抽氣系統採用一氧化碳感應器控制； 2. 設備房抽氣系統採用溫度感應器控制； 3. 會所採用高效變頻冷氣機。

Part II: The predicted annual energy use of the proposed building / part of building(Note 1) **第 II 部份：擬興建樓宇/部份樓宇預計每年能源消耗量**(註腳1)					
Location 位置	Internal Floor Area Served (m^2) 使用有關裝置的內部樓面面積（平方米）	Annual Energy Use of Baseline Building(Note 2) 基線樓宇(註腳2)每年能源消耗量		Annual Energy Use of Proposed Building 擬興建樓宇每年能源消耗量	
		Electricity kWh/m^2/annum 電力 千瓦小時/平方米/年	Town Gas/LPG Unit/m^2/annum 煤氣/石油氣用量單位/平方米/年	Electricity kWh/m^2/annum 電力 千瓦小時/平方米/年	Town Gas/LPG Unit/m^2/annum 煤氣/石油氣用量單位/平方米/年
Area served by central building services installation(Note 3) 有使用中央屋宇裝備裝置(註腳3)的部份	11,539.0	315.5	–	215.4	–

Part III: The following installation(s) are designed in accordance with the relevant Codes of Practices published by the Electrical & Mechanical Services Department (EMSD) **第 III 部份：以下裝置乃按機電工程署公布的相關實務守則設計**			
Type of Installations 裝置類型	YES 是	NO 否	N/A 不適用
Lighting Installations 照明裝置	✓		
Air Conditioning Installations 空調裝置	✓		
Electrical Installations 電力裝置	✓		
Lift & Escalator Installations 升降機及自動梯的裝置	✓		
Performance-based Approach 以總能源為本的方法			✓

Notes:

1. In general, the lower the estimated "Annual Energy Use" of the building, the more efficient of the building in terms of energy use. For example, if the estimated "annual energy use of proposed building" is less than the estimated "annual energy use of baseline building", it means the predicted use of energy is more efficient in the proposed building than in the baseline building. The larger the reduction, the greater the efficiency. The predicted annual energy use, in terms of electricity consumption (kWh/m^2/annum) and town gas/LPG consumption (unit/m^2/annum), of the development by the internal floor area served, where:
   (a) "total annual energy use" has the same meaning of "annual energy use" under Section 4 and Appendix 8 of the BEAM Plus for New Buildings (current version); and
   (b) "internal floor area", in relation a building, a space or a unit means the floor area of all enclosed space measured to the internal faces of enclosing external and/or party walls.
2. "Baseline Building" has the same meaning as "Baseline Building Model (zero-credit benchmark)" under Section 4 and Appendix 8 of the BEAM Plus for New Building (current version).
3. "Central Building Services Installation" has the same meaning as that in the Code of Practice for Energy Efficiency of Building Services Installations in Buildings (February 2010 edition)(Draft).

註腳：

1. 一般而言，一棟樓宇的預計「每年能源消耗量」愈低，其節約能源的效益愈高。如一棟樓宇預計的「每年能源消耗量」低於該樓宇的「基線樓宇每年能源消耗量」，則代表預計該樓宇的能源應用較其基線樓宇有效，削減幅度愈大則代表有關樓宇能源節約的效益愈高。預計每年能源消耗量〔以耗電量（千瓦小時/平方米/年）及煤氣/石油氣消耗量（用量單位/平方米/年）計算〕，指將發展項目的每年能源消耗總量除以使用有關裝置的內部樓面面積所得出的商，其中：
   (a)「每年能源消耗量」與新建樓宇BEAM Plus標準（現行版本）第4節及附錄8中的「年能源消耗」具有相同涵義；及
   (b) 樓宇、空間或單位的「內部樓面面積」，指外牆及/或共用牆的內壁之內表面起量度出來的樓面面積。
2.「基準樓宇」與新建樓宇BEAM Plus標準（現行版本）第4節及附錄8中的「基準建築物模式（零分標準）」具有相同涵義。
3.「中央屋宇裝備裝置」與樓宇的屋宇裝備裝置能源效益實務守則（2010年2月版）（草稿）中的涵義相同。

32 INFORMATION REQUIRED BY THE DIRECTOR OF LANDS TO BE SET OUT IN THE SALES BROCHURE AS A CONDITION FOR GIVING THE CONSENT FOR PRE-SALE 地政總署署長作為給予預售樓花同意書的條件而規定列於售樓說明書的資料

1. The purchaser is required to agree with the Vendor in the Agreement for Sale and Purchase (the "Agreement") to the effect that other than entering into a mortgage or charge, the purchaser will not nominate any person to take up the Assignment of the residential unit or the parking space specified in the Agreement, sub-sell that residential unit or parking space or transfer the benefit of the Agreement of that residential unit or parking space in any manner whatsoever or enter into any agreement so to do before completion of the sale and purchase and execution of the Assignment.
2. If the Vendor, at the request of the purchaser under an Agreement, agrees (at its own discretion) to cancel the Agreement or the obligations of the purchaser under the Agreement, the Vendor is entitled to retain the sum of 5% of the total purchase price of the residential unit and the parking space specified in the Agreement and the purchaser will in addition pay or reimburse (as the case may be) to the Vendor all legal costs, charges and disbursements (including any stamp duty) in connection with the cancellation of the Agreement.
3. The Vendor will pay or has paid (as the case may be) all outstanding Government rent in respect of the land on which the Development is in the course of being erected, from the date of the Land Grant up to and including the date of the respective Assignments to the purchasers.
4. The purchaser who has signed an Agreement has the right of access to and will, upon his request, be provided with a hard copy of an updated record of information as to the total construction costs and the total professional fees to complete the Development as well as the total construction costs and the total professional fees expended and paid as at the end of the month preceding the month at which the request is made subject to payment of a nominal fee of not more than HK$100 per request.
5. The "Pedestrian Walkway" is referred to and defined in Special Condition No. (10)(b) of the Land Grant, which is set out in full under the Summary of Land Grant of this sales brochure.

1. 買方須於正式買賣合約(「買賣合約」)下與賣方約定，除訂立按揭或押記外，在買賣完成及簽署轉讓契前，買方不得提名任何人士接受買賣合約指明之住宅單位或停車位之轉讓、轉售該住宅單位或停車位或以任何形式轉移該住宅單位或停車位之買賣合約之權益、或訂立任何有關上述提名、轉售或轉移權益之協議。
2. 若賣方應買賣合約下買方要求同意(同意與否賣方有酌情權決定)取消買賣合約或買賣合約下買方之責任，賣方有權保留等同買賣合約指明之住宅單位及停車位總售價5%之金額，另買方須向賣方繳付或補還(視屬何情況而定)所有與取消買賣合約有關之法律費用、收費及開銷(包括任何印花稅)。
3. 賣方將會或已經(視屬何情況而定)支付所有關發展項目在其上興建之土地於批文件日期起計至相關買家轉讓契日期(包括該兩日)期間之未付地稅。
4. 已簽署買賣合約之買方，如已支付不多於港幣$100之象徵式費用(按每次要求計)，有權獲取(而當其要求時將獲提供)以下資料之最新紀錄印本：完成發展項目的總建築費用及總專業費用及截至該要求作出當月前之月份完結時已支出和繳付之總建築費用及總專業費用。
5. 「行人通道」在批地文件特別條款第(10)(b)條提及。該條款在本售樓說明書的的「批地文件的摘要」中全部列出。

33 WEBSITE ADDRESS DESIGNATED BY THE VENDOR FOR THE DEVELOPMENT
賣方就發展項目指定的互聯網網址

The website address designated by the Vendor for the Development for purpose of Part 2 of the Residential Properties (First-hand Sales) Ordinance: www.lepont.com.hk

賣方為施行《一手住宅物業銷售條例》第2部就該發展項目指定的互聯網網站的網址：www.lepont.com.hk

34 CHANGES
改變

There may be future changes to the development and the surrounding areas.

發展項目及其周邊地區日後可能出現改變。

35 DATE OF PRINTING OF SALES BROCHURE
售樓説明書印製日期

Date of printing of this sales brochure: 10 September 2018

本售樓説明書印製日期：2018年9月10日

EXAMINATION RECORD
檢視紀錄

Examination / Revision Date 檢視/修改日期	Revision Made 所作修改	
	Page Number 頁次	Revision Made 所作修改
7 December 2018 2018年12月7日	17	Information on design of the Development is updated. 更新發展項目的設計的資料。
	19	Location plan of the Development is updated. 更新發展項目的所在位置圖。
	23	Layout plan of the Development is updated. 更新發展項目的布局圖。
	27, 29, 31, 33, 35, 37, 39, 41, 43, 45, 47, 49, 51, 53, 55, 57, 59, 61, 63, 65, 67, 69, 71, 73, 75, 77, 79, 81, 83, 85, 87, 89 – 148	Floor Plans of Residential Properties in the Development are updated. 更新發展項目的住宅物業的樓面平面圖。
	149, 151, 153, 154, 155, 156, 158, 162, 164, 166, 167, 168	Area of Residential Properties in the Development are updated. 更新發展項目的住宅物業的面積。
	169 – 173	Floor plans of parking spaces in the Development are updated. 更新發展項目的停車位的樓面平面圖。
	211 – 222	Elevation Plans are updated. 更新立面圖。
	223	Information on common facilities in the Development are updated. 更新發展項目中的公用設施的資料。
	227, 231, 232	Fittings, finishes and appliances are updated. 更新裝置、裝修物料及設備。
	390, 391	Information in application for concession on gross floor area of building are updated. 更新申請建築物總樓面面積寬免的資料。
17 January 2019 2019年1月17日	50	The thickness of the floor slabs (excluding plaster) of the residential property is updated. 更新住宅物業的樓板(不包括灰泥)的厚度。
6 March 2019 2019年3月6日	19	Location plan of the Development is updated. 更新發展項目的所在位置圖。
	21	Outline zoning plan etc. relating to the Development is updated. 更新關乎發展項目的分區計劃大綱圖等。

Examination / Revision Date 檢視/修改日期	Revision Made 所作修改	
	Page Number 頁次	Revision Made 所作修改
20 March 2019 2019年3月20日	23	Layout plan of the Development is updated. 更新發展項目的布局圖。
	27, 29, 30, 31, 33, 35, 37, 38, 39, 41, 43, 45, 47, 49, 51, 52, 53, 55, 57, 58, 59, 61, 63, 65, 67, 69, 71, 73, 75, 76, 77, 79, 81, 83, 85, 86, 87, 89 – 148	Floor Plans of Residential Properties in the Development, and/or Thickness of the floor slabs (excluding plaster), and/or floor-to-floor heights, and/or notes are updated. 更新發展項目的住宅物業的樓面平面圖及/或樓板(不包括灰泥)的厚度及/或層與層之間的高度及/或備註。
	149 – 156, 158 – 160, 164, 166 – 168	Area of Residential Properties in the Development are updated. 更新發展項目的住宅物業的面積。
	169 – 173	Floor plans of parking spaces in the Development are updated. 更新發展項目的停車位的樓面平面圖。
	211 – 221, 221a, 222	Elevation Plans are updated. 更新立面圖。
	223	Information on common facilities in the Development are updated. 更新發展項目中的公用設施的資料。
	225 – 238, 258 – 260, 262, 265, 272 – 291, 294 – 299, 301, 303 – 314, 316 – 317, 328 – 336, 338, 344 – 347, 349 – 351, 360 – 363, 365, 376 – 384	Fittings, finishes and appliances are updated. 更新裝置、裝修物料及設備。
	390, 391	Information in application for concession on gross floor area of building are updated. 更新申請建築物總樓面面積寬免的資料。
28 March 2019 2019年3月28日	274, 276, 278, 280, 283, 285, 288, 290, 291, 306, 328, 344, 360, 376, 379	Fittings, finishes and appliances are updated. 更新裝置、裝修物料及設備。
5 June 2019 2019年6月5日	197 – 210	Cross-section plan of building in the Development is updated. 更新發展項目中的建築物的橫截面圖。
	273, 275, 291, 382	Fittings, finishes and appliances are updated. 更新裝置、裝修物料及設備。

EXAMINATION RECORD
檢視紀錄

Examination / Revision Date 檢視/修改日期	Revision Made 所作修改	
	Page Number 頁次	Revision Made 所作修改
13 August 2019 2019年8月13日	27, 29, 31, 33, 35, 37, 39, 41, 43, 45, 47, 49, 51, 53, 55, 57, 59, 61, 63, 65, 67, 69, 71, 73, 75, 77, 79, 81, 83, 85, 87	Floor Plans of Residential Properties in the Development are updated. 更新發展項目的住宅物業的樓面平面圖。
	177 – 181	Summary of Deed of Mutual Covenant are updated. 更新公契的摘要。
	291	Fittings, finishes and appliances are updated. 更新裝置、裝修物料及設備。
10 September 2019 2019年9月10日	19	Location plan of the Development is updated. 更新發展項目的所在位置圖。
	23	Layout plan of the Development is updated. 更新發展項目的布局圖。
	89 – 148	Floor Plans of Residential Properties in the Development are updated. 更新發展項目的住宅物業的樓面平面圖。
	169 – 173	Floor plans of parking spaces in the Development are updated. 更新發展項目的停車位的樓面平面圖。
	211 – 221, 221a, 222	Elevation Plans are updated. 更新立面圖。
	249, 251, 253, 255, 257	Fittings, finishes and appliances are updated. 更新裝置、裝修物料及設備。